



151-851 to 854



Number of contacts


64 +




Inserts

Identification	Series	Part No.		Drawing	Dimensions in mm
		Male inserts (M)	Female inserts (F)		
Crimp terminal Order contacts separately	Han D				
		09 21 064 3001	09 21 064 3101		

1) Distance for guaranteed contact max 21 mm  
Contact arrangement View from termination side

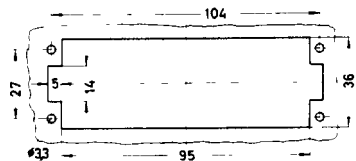


Wrap terminal  
1 x 1 mm



Series	Part No.
Han D	
	09 21 064 2601
	09 21 064 2701

Panel cut out for inserts without housings




Identification	Wire gauge (mm <sup>2</sup> )	Part No.		Drawing	Dimensions in mm
		Male contacts	Female contacts		
Crimp contacts Crimping tools page 152		silver plated	silver plated		
	0,14-0,37	09 15 000 6104	09 15 000 6204		
	0,5	09 15 000 6103	09 15 000 6203		
	0,75-1	09 15 000 6102	09 15 000 6202		
	1,5	09 15 000 6101	09 15 000 6201		
	2,5	09 15 000 6106	09 15 000 6206		
		gold plated	gold plated		
	0,14-0,37	09 15 000 6124	09 15 000 6224		
	0,5	09 15 000 6123	09 15 000 6223		
	0,75-1	09 15 000 6122	09 15 000 6222		
	1,5	09 15 000 6121	09 15 000 6221		
	2,5	09 15 000 6126	09 15 000 6226		

Wire gauge		Ø	Stripping length
0,14-0,37 mm <sup>2</sup>	AWG 26-22	0,90 mm	8 mm
0,5 mm <sup>2</sup>	AWG 20	1,10 mm	8 mm
0,75-1 mm <sup>2</sup>	AWG 18	1,45 mm	8 mm
1,5 mm <sup>2</sup>	AWG 16	1,75 mm	8 mm
2,5 mm <sup>2</sup>	AWG 14	2,25 mm	6 mm

Number of contacts

128 +



Inserts

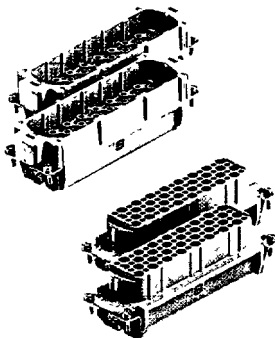
Identification Series Part No Male contacts (M) Female contacts (F) Drawing Dimensions in mm

Crimp terminal

Order contacts separately


Han D

Dimensions for inserts see page 61



1-64	09 21 064 3001	09 21 064 3101
1-64	09 21 064 3001	09 21 064 3101

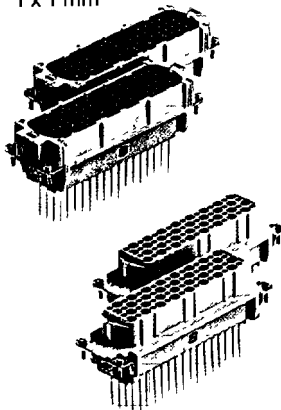
Contact arrangement View from termination side



Wrap terminal

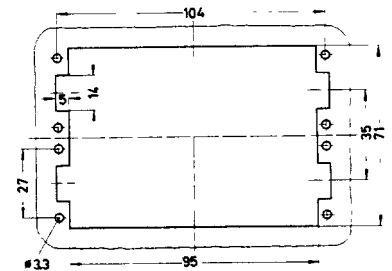
1 x 1 mm

Han D



1-64	09 21 064 2601	09 21 064 2701
1-64	09 21 064 2601	09 21 064 2701

Panel cut out for inserts without housings



Identification

Crimp contacts

Crimping tools page 152



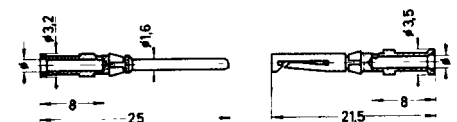
Wire gauge (mm<sup>2</sup>)

0,14-0,37
0,5
0,75-1
1,5
2,5
0,14-0,37
0,5
0,75-1
1,5
2,5

Part No

Male contacts	Female contacts
silver plated	silver plated
09 15 000 6104	09 15 000 6204
09 15 000 6103	09 15 000 6203
09 15 000 6102	09 15 000 6202
09 15 000 6101	09 15 000 6201
09 15 000 6106	09 15 000 6206
gold plated	gold plated
09 15 000 6124	09 15 000 6224
09 15 000 6123	09 15 000 6223
09 15 000 6122	09 15 000 6222
09 15 000 6121	09 15 000 6221
09 15 000 6126	09 15 000 6226

Drawing



Dimensions in mm

Wire gauge	Ø	Stripping length
0,14-0,37 mm <sup>2</sup>	AWG 26-22	0,90 mm
0,5 mm <sup>2</sup>	AWG 20	1,10 mm
0,75-1 mm <sup>2</sup>	AWG 18	1,45 mm
1,5 mm <sup>2</sup>	AWG 16	1,75 mm
2,5 mm <sup>2</sup>	AWG 14	2,25 mm



# Han 24 DD

250 V~ max. 10 A  
300 V- max. 10 A



Number of contacts

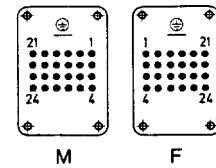
24 +



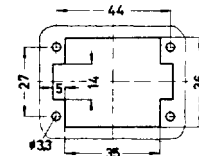
## Inserts

Identification	Series	Part No.		Drawing	Dimensions in mm
		Male insert (M)	Female insert (F)		
Crimp terminal Order contacts separately	Han DD				
		09 16 024 3001	09 16 024 3101		

1) Distance for guaranteed contact max. 21 mm  
Contact arrangement View from termination side



Panel cut out for inserts without housings



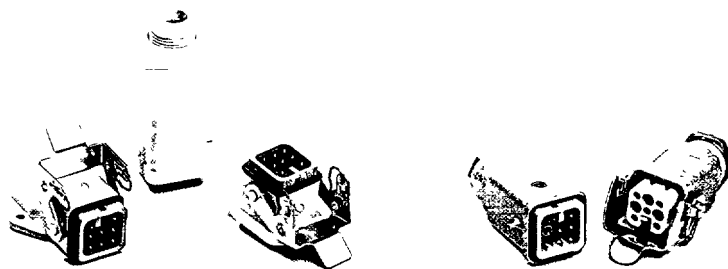
Identification	Wire gauge (mm <sup>2</sup> )	Part No.		Drawing	Dimensions in mm	
		Male contacts	Female contacts			
Crimp contacts Crimping tools page 152	silver plated					
		0,14-0,37	09 15 000 6104			09 15 000 6204
		0,5	09 15 000 6103			09 15 000 6203
		0,75-1	09 15 000 6102			09 15 000 6202
		1,5	09 15 000 6101			09 15 000 6201
	2,5	09 15 000 6106	09 15 000 6206			
	gold plated					
		0,14-0,37	09 15 000 6124			09 15 000 6224
		0,5	09 15 000 6123			09 15 000 6223
		0,75-1	09 15 000 6122			09 15 000 6222
1,5		09 15 000 6121	09 15 000 6221			
2,5	09 15 000 6126	09 15 000 6226				

Wire gauge		Ø	Stripping length
0,14-0,37 mm <sup>2</sup>	AWG 26-22	0,90 mm	8 mm
0,5 mm <sup>2</sup>	AWG 20	1,10 mm	8 mm
0,75-1 mm <sup>2</sup>	AWG 18	1,45 mm	8 mm
1,5 mm <sup>2</sup>	AWG 16	1,75 mm	8 mm
2,5 mm <sup>2</sup>	AWG 14	2,25 mm	6 mm

Han 24 DD

Number of contacts

## 7 + ⊕, 8



### Inserts

Identification	Series	Part No.		Drawing	Dimensions in mm
		Male insert (M)	Female insert (F)		
<b>Crimp terminal</b> Order contacts separately  250 V~  	Han D			Contact arrangement View from termination side  Male insert   Female insert 	
	7 + ⊕	09 21 007 3031 <sup>1)</sup>	09 21 007 3131 <sup>1)</sup>		

<sup>1)</sup> Attention  
Only for thermoplastic hoods/housings

Identification	Series	Part No.		Drawing	Dimensions in mm
		Male insert (M)	Female insert (F)		
<b>Crimp terminal</b> Order contacts separately  42 V~  	Han U			Contact arrangement View from termination side  Male insert   Female insert 	
	8	09 36 008 3001	09 36 008 3101		

For thermoplastic and metal hoods/housings


Identification	Wire gauge (mm <sup>2</sup> )	Part No.		Drawing	Dimensions in mm
		Male contacts	Female contacts		
<b>Crimp contacts</b> Crimping tools page 152  	0,14-0,37	silver plated	silver plated		
	0,5	09 15 000 6104	09 15 000 6204		
	0,75-1	09 15 000 6103	09 15 000 6203		
	1,5	09 15 000 6102	09 15 000 6202		
	2,5	09 15 000 6101	09 15 000 6201		
		09 15 000 6106	09 15 000 6206		
		gold plated	gold plated		
	0,14-0,37	09 15 000 6124	09 15 000 6224		
	0,5	09 15 000 6123	09 15 000 6223		
	0,75-1	09 15 000 6122	09 15 000 6222		
	1,5	09 15 000 6121	09 15 000 6221		
	2,5	09 15 000 6126	09 15 000 6226		

Wire gauge	Ø	Stripping length
0,14-0,37 mm <sup>2</sup>	AWG 26-22	0,90 mm
0,5 mm <sup>2</sup>	AWG 20	1,10 mm
0,75-1 mm <sup>2</sup>	AWG 18	1,45 mm
1,5 mm <sup>2</sup>	AWG 16	1,75 mm
2,5 mm <sup>2</sup>	AWG 14	2,25 mm



Number of contacts


7+



Inserts

Identification	Series	Part No.		Drawing	Dimensions in mm
		Male insert (M)	Female insert		

**Crimp terminal**  
Inserts for plastic hoods/housings  
Order contacts separately



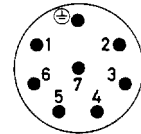
R 15

09 15 007 3001


09 15 007 3101

Contact arrangement View from termination side

Male insert



**Crimp terminal**  
Inserts for metal hoods/housings  
Order contacts separately

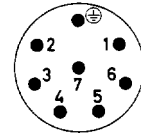


R 15

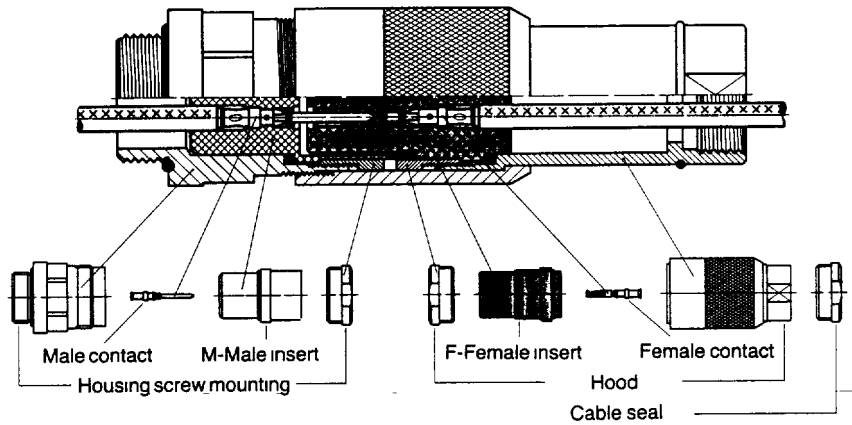
09 15 007 3021

09 15 007 3121

Female insert




Mounting example



R 15

Identification	Wire gauge (mm <sup>2</sup> )	Part No.		Drawing	Dimensions in mm
		Male contacts	Female contacts		

**Crimp contacts**  
Crimping tools page 152



Wire gauge (mm<sup>2</sup>)

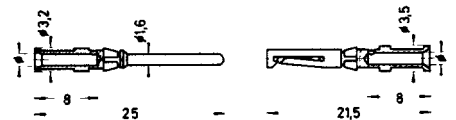
0,14-0,37
0,5
0,75-1
1,5
2,5
0,14-0,37
0,5
0,75-1
1,5
2,5

silver plated  
09 15 000 6104  
09 15 000 6103  
09 15 000 6102  
09 15 000 6101  
09 15 000 6106

silver plated  
09 15 000 6204  
09 15 000 6203  
09 15 000 6202  
09 15 000 6201  
09 15 000 6206

gold plated  
09 15 000 6124  
09 15 000 6123  
09 15 000 6122  
09 15 000 6121  
09 15 000 6126

gold plated  
09 15 000 6224  
09 15 000 6223  
09 15 000 6222  
09 15 000 6221  
09 15 000 6226



Wire gauge		Ø	Stripping length
0,14-0,37 mm <sup>2</sup>	AWG 26-22	0,90 mm	8 mm
0,5 mm <sup>2</sup>	AWG 20	1,10 mm	8 mm
0,75-1 mm <sup>2</sup>	AWG 18	1,45 mm	8 mm
1,5 mm <sup>2</sup>	AWG 16	1,75 mm	8 mm
2,5 mm <sup>2</sup>	AWG 14	2,25 mm	6 mm