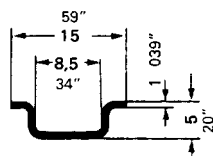


PR Mounting rail

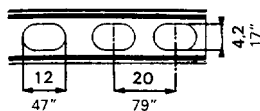
The "Series DR" terminal blocks can be snapped onto the rails described below. As the rails are often used as grounding bar, the current values and the correspondence with a copper wire are given below.

PR2	Material	Current	Wire size mm ²
PR2	Steel	47A	6
PR2	prepunched		101 599.27
PR2	prepunched		164 600.12

Symmetrical rail 15 mm .59" in compliance with EN 50045 standard (DIN 46277 2)



Zinc bichromate plated steel, prepunched sole



length 2 m
56" (78") approx.

FE End section

The terminals on terminal boards are systematically insulated from each other, but it is essential to use a special closing section on one of the two extremities.

This section is aligned on and fits onto the insulator by means of several studs.

By using an end section of a different color to that of the terminal blocks, a separation of functions can be achieved.



Type	Thickness	Colours	P/N
FEDR4	1.5 mm .059"		
DR 1/4 GG	grey	114 560.27	
DR 1.5/4 GG			
FEDR5	1 mm .039"		
DR 1.5/5	grey	117 318.23	
FEDR51	1 mm .039"		
DR 2.5/5	grey	117 668.02	
FEDR6	2 mm .079"		
DR 2.5/6 B	grey	114 572.17	
FEDR61	1 mm .039"		
DR 4/6	grey	117 600.03	
DRP 4/6	blue	127 600.05	
FEDR62	1.5 mm .059"		
DR 2.5/6	grey	114 771.26	

AL Test socket

This accessory is screwed into the tapped hole of the connector bar of the terminal blocks.

This socket can receive a test plug FC



AL2

167 319.06

DC Test device on screw head

This patented device is mounted in the round screwdriver opening. It is used for trouble shooting, measuring and control for monitoring and repairing an installation, on blocks without test socket. For this, the device receives an FC2.

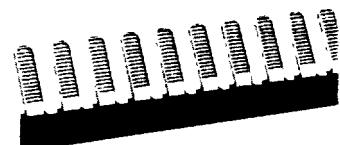


Type	Colours	P/N
Blocks		
DCN		
DR 2.5/6..	black	163 217.24

PC Comb type jumper bar

This accessory can be used only the terminal blocks with at least one compression clamp connection. It permits the electrical connection of 2 to 10 blocks.

Interconnection of non-consecutive blocks is possible by removing the teeth opposite the blocks which are not connected. The comb type jumper bars can be cut using pliers or a saw. In this case the use of an SC or between two series of interconnect blocks is recommended, to preserve insulation. The comb is placed in the compression clamp before tightening the screws, above the event conductor.



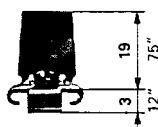
Type of blocks	No	Type	P/N
DR 1.5/5...	10	PC51	167 908.0
DR 4/6 ..			
DR 2.5/6...	10	PC61	163 311.2
DRP 4/6			

BA End stop

The end stops are mounted at the extremity of the terminal board assembly, giving additional support to the terminal blocks as well as a means of terminal marking.

BA2

Metallic end stop



thickness 10 mm .40"

BA2

164 716.21

SC Circuit separator

In order to maintain clearance between 2 blocks equipped with test sockets or between two series of blocks equipped with jumper bar of different potential, the insulator opening must be covered by a circuit separator.

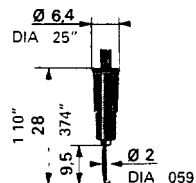


Type	Thickness	Colours	P/N
Blocks			
SCDR61	0.3 mm		
DR 4/6	grey	173 016.10	
DRP 4/6			
SCDR62	0.3 mm		
DR 2.5/6	grey	167 316.23	

FC Test plug

These accessories are used for trouble shooting or testing of an installation, on the blocks equipped with a test socket or by use of a test device.

FC2 Test plug DIA 2 mm .079" (soldered connection . 1mm² max. 18 AWG)



FC2

7 865.26