

2 TOGGLE SWITCHES

General Purpose Toggle Switches — AC Rated

DESCRIPTION

These ac rated toggle switches offer the widest selection of features and the design flexibility to meet a variety of applications.

Combi-Term Option

This is an extension of our ac rated General Purpose Toggle Switch. The "Combi-Term" design allows the user the option of Screw Terminals, .250" Quick Connects or Solder Termination all on the same switch. The special clips and screws are provided in a poly bag with the switch.

SPECIFICATIONS

Rating:

See selection table.

Circuits:

1PST, 1PDT, 2PST, 2PDT, 3PST, 3PDT, 4PST & 4PDT.

Maintained and momentary.

Contact Mechanism:

Slow-make/Slow-brake butt contact.

Terminal Types:




Screw Terminals — Brass designed to accept #6-32 x 3/16 binding head (Cat. No. 811-2) screws. Furnished unassembled.

Solder Lug Terminals — Tintillate plated brass.

Spade Terminals — Brass.

Combi-Term — Brass.

STANDARD AC RATED TOGGLES SELECTION TABLE (BOLD FACE TYPE INDICATES ITEMS NORMALLY IN DISTRIBUTOR STOCK)

Rating	Poles and Throw	Circuit with Toggle in			BASE CIRCUIT SEE PAGE 4.28	Bushing Length A mm (inches)	Lever Length B mm (inches)	CATALOG NUMBERS			
		UP Position 	CENTER Position 	DOWN Position (Keyway) 				Solder Lugs	Screw Terminals	.250" Spade Terminals	Combi-Term
ONE POLE											
ONE POLE											
6A, 125V ac 3A, 250V ac	1 P.S.T.	ON	NONE	OFF	A	8.74 (.344) 11.91 (.469)	14.30 (.563) 14.30 (.563)	7580K7 7580K6	7580K5 7580K4	7580K9 7580K8	N/A
	1 P.D.T.	ON	OFF	ON	B	11.91 (.469)	14.30 (.563)	7581K6	7581K4	7581K8	
	1 P.D.T.	ON	NONE	ON	B	11.91 (.469)	14.30 (.563)	7582K6	7582K4	7582K8	
	1 P.D.T.	ON ON*	NONE OFF	ON* ON*	B	11.91 (.469)	14.30 (.563)	7585K6 7587K6	7585K4 7587K4	7585K8 7587K8	
10A, 250V ac 1/2 Hp, 250V ac	1 P.S.T.	OFF	NONE	ON*	A	11.91 (.469)	14.30 (.563)	7506K3	7506K4	7506K6	
	1 P.S.T.	OFF	NONE	ON*	A	11.91 (.469)	17.48 (.688)	7506K38	7506K36	7506K40	
	1 P.D.T.	ON* ON	OFF NONE	ON* ON*	B	11.91 (.469)	14.30 (.563)	7509K4 7510K6	7509K5 7510K7	7509K7 7510K9	
	1 P.D.T.	ON ON*	OFF OFF	ON* ON*	B	11.91 (.469)	17.48 (.688)	7508K38 7509K38	7508K36 7509K36	7508K40 7509K40	
15A, 125V ac 10A, 250V ac 3/4 Hp, 250V ac 1/2 Hp, 125V-250V ac	1 P.S.T.	ON	NONE	OFF	A	8.74 (.344) 11.91 (.469)	14.30 (.563) 14.30 (.563)	7501K12 7501K13	7500K13 ② 7500K14 ②	7501K14 7501K15	
	1 P.D.T.	ON	OFF	ON	B	11.91 (.469)	14.30 (.563)	7503K13 ②	7502K13	7503K15	
15A, 125V ac 10A, 250V ac 1/2 Hp, 125V ac 3/4 Hp, 250V ac	1 P.D.T.	ON	NONE	ON	B	11.91 (.469)	14.30 (.563)	7505K4	7504K4 ②	7505K6	
	1 P.D.T.	ON	NONE	ON	B	11.91 (.469)	14.30 (.563)	7505K4	7504K4 ②	7505K6	
20A, 125V ac 10A, 250V ac 1/2 Hp, 125V ac 3/4 Hp, 250V ac	1 P.S.T.	ON	NONE	OFF	A	11.91 (.469)	17.48 (.688)	7546K38	7546K36	7546K40	
	1 P.S.T.	ON	NONE	OFF	A	11.89 (.468)	17.45 (.687)	7802K11	7802K31	7802K21 ③	
20A, 125V AC 10A, 250V AC 1 Hp, 120-240V ac	1 P.D.T.	ON ON ON*	OFF NONE OFF	ON ON ON*	B	11.89 (.468)	17.04 (.671)	7802K12 7802K13 7802K17 ④	7802K32 7802K33 7802K37 ④	7802K22 7802K23 ③ 7802K27 ④	7802K42 7802K43 7802K47 ④
	1 P.S.T.	ON	NONE	OFF	A	8.74 (.344)	14.30 (.563)	—	7576K2	—	N/A

Selection Table continues on page 2.4.

* Momentary Contact.

① Single pole switch in 2-pole base.

② Also 4.2A L @ 125V ac Rating.

③ Also 7.5A @ 277V ac, 3/4 Hp @ 120, 240 and 277V ac.

④ Not CSA Certified.



Military Purpose Toggle Switches (continued)

AC Rated (Heavy Duty) Military (Jan-S-23 Equivalents) with Unsealed Lever

AC RATED (HEAVY DUTY) MILITARY JAN-S-23 EQUIVALENTS SELECTION TABLE (BOLD FACE TYPE INDICATES ITEMS NORMALLY IN DISTRIBUTOR STOCK)

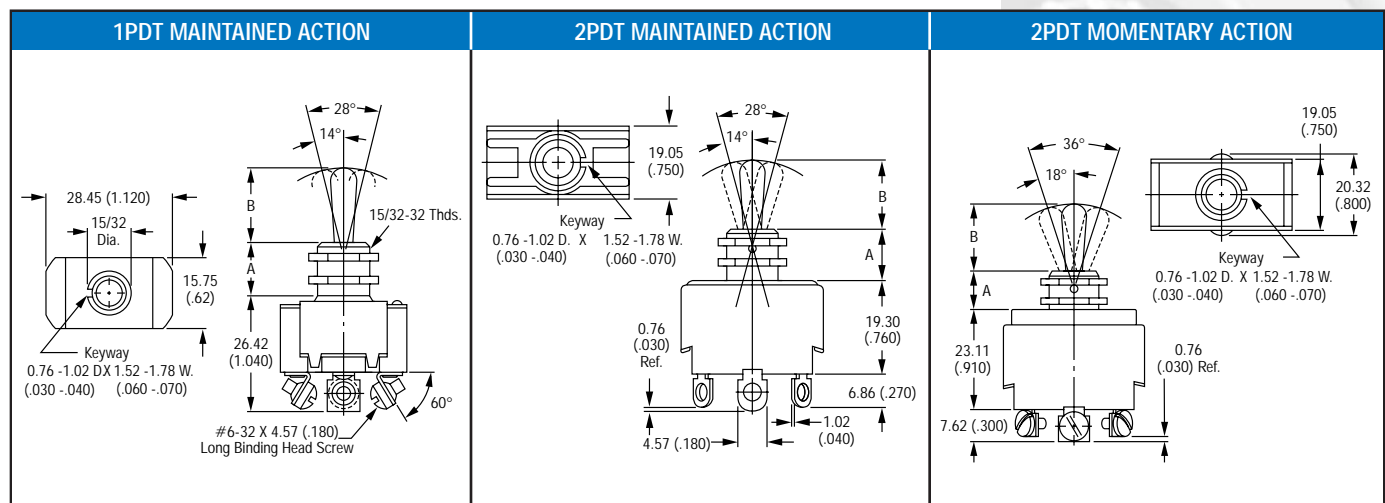
Rating	Poles and Throw	Circuit with Toggle in			BASE CIRCUIT SEE PAGE 4.28	Bushing Length "A" mm (inches)	Bushing Length "B" mm (inches)	CATALOG NUMBERS					
		UP Position	CENTER Position	DOWN Position (Keyway)				Solder Lug Terminals		Screw Terminals			
								Former Jan-S-23 with Unsealed Lever	Catalog Number	Former Jan-S-23 with Unsealed Lever	Catalog Number		
ONE POLE													
1	1 P.S.T.	ON	NONE	OFF	A	11.89 (.468)	17.45 (.688)	ST-42A	7300K38	ST-40A	7300K36		
2		ON	NONE	OFF*				11.89 (.468)	17.45 (.688)	ST-42B	7304K38	ST-40B	7304K36
2		OFF	NONE	ON*				11.89 (.468)	17.45 (.688)	ST-42C	7303K38	ST-40C	7303K36
1	1 P.D.T.	ON	OFF	ON	B	11.89 (.468)	17.45 (.688)	ST-42E	7301K38	ST-40E	7301K36		
1		ON	NONE	ON				11.89 (.468)	17.45 (.688)	ST-42D	7302K38	ST-40D	7302K36
2		ON	NONE	ON*				11.89 (.468)	17.45 (.688)	ST-42F	7307K38	ST-40F	7307K36
2		ON*	OFF	ON*				11.89 (.468)	17.45 (.688)	ST-42G	7306K38	ST-40G	7306K36
2		ON	OFF	ON*				11.89 (.468)	17.45 (.688)	ST-42H	7305K38	ST-40H	7305K36
TWO POLE													
3	2 P.S.T.	ON	NONE	OFF	C	11.89 (.468)	17.45 (.688)	ST-52K	7310K38	ST-50K	7310K36		
4		ON	NONE	OFF*				11.89 (.468)	17.45 (.688)	ST-52L	7314K38	ST-50L	7314K36
4		OFF	NONE	ON*				11.89 (.468)	17.45 (.688)	ST-52M	7313K38	ST-50M	7313K36
3	2 P.D.T.	ON	OFF	ON	D	11.89 (.468)	17.45 (.688)	ST-52P	7311K38	ST-50P	7311K36		
3		ON	NONE	ON				11.89 (.468)	17.45 (.688)	ST-52N	7312K38	ST-50N	7312K36
4		ON	NONE	ON*				11.89 (.468)	17.45 (.688)	ST-52R	7317K38	ST-50R	7317K36
4		ON*	OFF	ON*				11.89 (.468)	17.45 (.688)	ST-52S	7316K38	ST-50S	7316K36
4		ON	OFF	ON*				11.89 (.468)	17.45 (.688)	ST-52T	7315K38	ST-50T	7315K36

* Momentary Contact.

CURRENT RATINGS

Code From Selection Table	Type of Operation	CURRENT CAPACITY IN AMPERES PER POLE								
		30V dc			125V ac, 60 Hz			250V ac, 60 Hz		
		Lamp Load	Resistive Load	Inductive Load	Resistive Load	Inductive Load	Horse Power	Resistive Load	Inductive Load	Horse Power
ONE POLE										
1	Maintained Momentary	5	20	15	15	—	—	6	—	—
2		4	15	10	15	—	—	6	—	—
TWO POLE										
3	Maintained Momentary	7	30	15	25	—	—	9	—	—
4		5	20	10	15	—	—	6	—	—

DIMENSIONS APPROXIMATE IN MM (INCHES)



2 TOGGLE SWITCHES

General Purpose Toggle Switches — AC/DC Rated

DESCRIPTION

This line of switches employs a Quick-make/Quick-break contact mechanism. The resultant high speed movement eliminates the "teasing" of the switch and reduces the pitting of the contact surfaces due to arcing. Self-cleaning and wiping contact action assures positive contact on switch operation. These switches are especially suited for use in small motor applications.

SPECIFICATIONS

Ratings:

See selection table.

Circuits:

1PST, 1PDT, 2PST, 2PDT.

Maintained and momentary toggle action.

Contact Mechanism:

Quick-make/Quick-break wiping action.

Contact Material:

Bronze silver plated.

Terminal Types:

Screw Terminals — Brass designed to accept #5-40 x 5/32" (Cat. No. 11-26) screws. Furnished unassembled.

Solder Lug Terminals — Brass silver plated with 2.16 - 2.29mm (.085 - .090") dia. hole.

Integrated Wire Leads — 18 gauge, 6" long and skinned 3/4". Special wire leads lengths beyond 6" are available at additional charge.

Base Material:




Thermoset molding material.

Mounting Means:

Threaded Bushing — 11.89mm (.468") dia., 32 threads/inch.

Keyway — 1.73 x .89mm deep (.068 x .035" deep), provides antirotation feature.

AC/DC RATED TOGGLES SELECTION TABLE (BOLD FACE TYPE INDICATES ITEMS NORMALLY IN DISTRIBUTOR STOCK)




Rating	Poles and Throw	Circuit with Toggle in			BASE CIRCUIT SEE PAGE 4.28	Bushing Length B mm (inches)	Lever Length A mm (inches)	CATALOG NUMBERS		
		UP Position 	CENTER Position 	DOWN Position (Keyway) 				Solder Lugs	Screw Terminals	Wire Leads
ONE POLE										
3A, 250V dc	1 P.S.T.	ON	NONE	OFF	A	8.74 (.344)	12.70 (.500)	8280K115	8295K107	8290K115
6A, 125V ac/dc 3A, 250V dc	1 P.S.T.	ON	NONE	OFF	A	8.74 (.344)	12.70 (.500)	8381K107	8396K107	8391K107
		ON ON*	NONE NONE	OFF OFF		11.91 (.469)	12.70 (.500)	8381K108	8396K108	8391K108
6A, 125V ac/dc 3A, 250V dc	1 P.D.T.	ON	NONE	ON	B	11.91 (.469)	12.70 (.500)	8928K479	—	—
TWO POLE										
6A, 125V ac/dc 3A, 250V dc	2 P.S.T.	ON ON*	NONE NONE	OFF OFF	C	11.91 (.469) 11.91 (.469)	12.70 (.500) 12.70 (.500)	8370K107 8928K481	8372K107 8928K482	8371K107 —
	2 P.D.T.	ON ON	NONE NONE	ON ON	D	8.74 (.344) 11.91 (.469)	12.70 (.500) 12.70 (.500)	8373K108 8373K107	8375K108 8375K107	8374K108 8374K107

* Momentary Contact.

2 TOGGLE SWITCHES

General Purpose Toggle Switches — AC Rated (continued)

STANDARD AC RATED TOGGLES SELECTION TABLE (BOLD FACE TYPE INDICATES ITEMS NORMALLY IN DISTRIBUTOR STOCK)

Rating	Poles and Throw	Circuit with Toggle in			BASE CIRCUIT SEE PAGE 4.28	Bushing Length A mm (inches)	Lever Length B mm (inches)	CATALOG NUMBERS			
		UP Position 	CENTER Position 	DOWN Position (Keyway) 				Solder Lugs	Screw Terminals	.250" Spade Terminals	Combi-Term
TWO POLE											
6A, 125V ac 3A, 250V ac 2A, 277V ac 2.5A, L @ 125V ac	2 P.S.T.	ON	NONE	OFF	C	11.91 (.469)	14.30 (.563)	7590K6	7590K4	7590K8	N/A
6A, 125V ac 3A, 250V ac 2.5A, L @ 125V ac	2 P.D.T.	ON	OFF	ON	D	11.91 (.469)	14.30 (.563)	7591K6	7591K4	7591K8	
	2 P.D.T.	ON	NONE	ON	D	11.91 (.469)	14.30 (.563)	7592K6	7592K4	7592K8	
6A, 125V ac 3A, 250V ac	2 P.D.T.	ON*	OFF	ON*	D	11.91 (.469)	14.30 (.563)	7597K6	7597K4	7597K8	
15A, 125V ac 10A, 250V ac 3/4 Hp, 250V ac 1/2 Hp, 125V ac	2 P.S.T.	ON	NONE	OFF	C	8.74 (.344) 11.91 (.469)	14.30 (.563) 14.30 (.563)	7561K5 7561K4	7560K6 7560K5	7561K7 7561K6	
	2 P.D.T.	ON	OFF	ON	D	8.74 (.344) 11.91 (.469)	14.30 (.563) 14.30 (.563)	7563K5 7563K4	7562K5 7562K4	7563K7 7563K6	
15A, 125V ac 10A, 250V ac 3/4 Hp, 250V ac	2 P.D.T.	ON	NONE	ON	D	11.91 (.469)	14.30 (.563)	7565K5	7564K6	7565K7	
15A, 125V ac 10A, 250V ac 1/2 Hp, 250V ac	2 P.S.T.	OFF	NONE	ON*	C	11.91 (.469)	14.30 (.563)	7566K4	7566K5	7566K7	
	2 P.D.T.	ON ON*	OFF OFF	ON* ON*	D	11.91 (.469)	14.30 (.563)	7568K3 ❶ 7569K1 7570K4	7568K2 ❶ 7569K2 7570K5	7568K4 ❶ 7569K3 7570K7	
	2 P.D.T.	ON*	OFF	ON*	D	11.91 (.469)	17.48 (.688)	7569K38	7569K36	7569K40	
20A, 125V ac 10A, 250V ac 3/4 Hp, 250V ac 1/2 Hp, 125V ac	2 P.S.T.	ON	NONE	OFF	C	11.91 (.469)	17.48 (.688)	7630K38	7630K36	7630K40	
	2 P.D.T.	ON	NONE	ON	D	11.91 (.469)	17.48 (.688)	7632K38	7632K36	7632K40	
20A, 125V ac 10A, 250V ac 1 Hp, 120-240V ac	2 P.S.T.	ON	OFF	ON	C	—	—	7803K11	7803K31	7803K21 ❸	7803K41
	2 P.D.T.	ON ON*	OFF NONE OFF	ON ON ON*	D	—	—	7803K12 7803K13 7803K17 ❸	7803K32 7803K33 7803K37 ❸	7803K22 ❹ 7803K23 ❹ 7803K27 ❸	7803K42 7803K43 ❸ 7803K47 ❸
THREE POLE											
15A, 125V ac 10A, 250V ac 3/4 Hp, 250V ac 1 Hp, 3 Ph 125-600V ac 1 Hp & 2 Ph 125-480V ac	3 P.S.T.	ON	NONE	OFF	E	11.91 (.469)	17.48 (.688)	7700K1	7700K2	7700K3	N/A
	3 P.D.T.	ON ON	OFF NONE	ON ON	F	11.91 (.469)	17.48 (.688)	7701K1 7702K1	7701K2 7702K2	7701K3 7702K3	
15A, 125V ac 10A, 250V ac 3/4 Hp, 250V ac	3 P.D.T.	ON* ON*	OFF NONE	ON ON	F	11.91 (.469)	17.48 (.688)	7704K1 7705K1	7704K2 7705K2	7704K3 7705K3	
20A, 125V ac 10A, 250V ac 1 Hp, 120V ac 1, 2, & 3 phase	3 P.D.T.	ON	OFF	ON	F	—	—	7804K12 ❷❸	7804K32 ❸	7804K22 ❸	7804K42 ❸
FOUR POLE											
15A, 125V ac 10A, 250V ac 3/4 Hp, 250V ac	4 P.S.T.	ON	NONE	OFF	E	11.91 (.469)	17.48 (.688)	7691K14	7690K8	—	N/A
	4 P.D.T.	ON ON	OFF NONE	ON ON	F	11.91 (.469)	17.48 (.688)	7693K2 7695K5	7692K13 7694K4	—	
20A, 125V ac 10A, 250V ac 3/4 Hp, 250V ac 1/2 Hp, 125V ac	4 P.S.T.	ON	NONE	OFF	E	11.91 (.469)	17.48 (.688)	7933K38	7933K36	7933K40	
	4 P.D.T.	ON ON	OFF NONE	ON ON	F	11.91 (.469)	17.48 (.688)	7934K38 7935K38	7934K36 7935K36	7934K40 7935K40	
20A, 125V ac 10A, 250V ac 1 Hp, 125-240V ac 2 & 3 phase	4 P.D.T.	ON	OFF	ON	F	—	—	7805K12 ❹	7805K32 ❹	7805K22 ❹	7805K42 ❹

* Momentary Contact.

❶ Also 1/2 Hp at 125-250V ac Rating.

❷ 1 Hp @ 240-480V ac 1 or 2 phase and 240-600V ac, 3 phase.

❸ Not CSA Certified.

❹ Also 7.5A, 277V ac, 3/4 Hp, 120-240-277V ac.