

## SPECIAL TYPES

### For ATO® Fuses In-Line Type

#### SPECIFICATIONS:

**Electrical:** Intended for use with 32 volts Autofuse® fuses rated to 20 or 30 amperes depending on wire size and terminal combinations.

**Mounting:** Capable of snap-mounting to panel from rear. Fuseholders interlock for multiple mounting.

**Molded Parts:** Black Thermoplastic (UL 94V2).

**Terminals:** Brass. Tin-plated. Snap-lock into body.

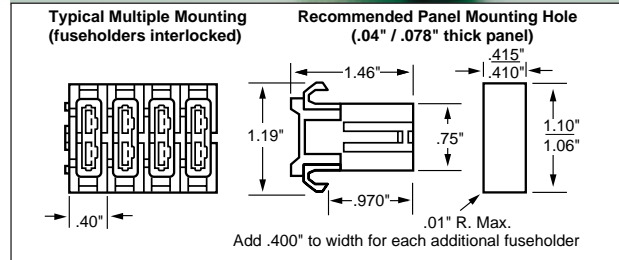
**Ambient Temperature:** -40°C to +85°C.

**Wire:** Stranded with PVC insulation, black #14 AWG for **155 300 Series** and orange #10 AWG for **155 400 Series**.

#### PATENTED

#### ORDERING INFORMATION:

Catalog Number			
Unassembled	Assembled with 8" Wire Loop, No Fuse	Assembled with 8" Wire Loop and Fuse	Fuse Amperage Rating
155 320U (Terminals designed for #14 AWG stranded wire and marked "14").	155 300 (#14 wire/ terminals rated to 20A).	155 303A	3
		155 304A	4
		155 305A	5
		155 37.5A	7.5
		155 310A	10
		155 315A	15
155 430U (Terminals designed for #10 AWG stranded wire and marked "10").	155 400 (#10 wire/ terminals rated to 30A).	155 320A	20
		155 425A	25
		155 430A	30



### For ATO® Fuses P.C. Board Mount Type

#### SPECIFICATIONS:

**Electrical:** Intended for use with 32 volts ATO® fuses rated to 15 amperes.

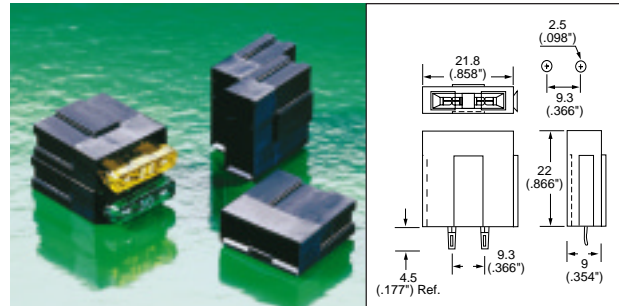
**Molded Parts:** Black Thermoplastic

**Terminals:** Copper Alloy, Tin Plated

**Ambient Temperature:** -40°C to +85°C.

#### ORDERING INFORMATION:

Catalog Number: 04450715



### For MINI® Fuses In-Line Type — Easy Crimp Fuseholder

#### SPECIFICATIONS:

**Terminals:** Copper Alloy/Tin plated.

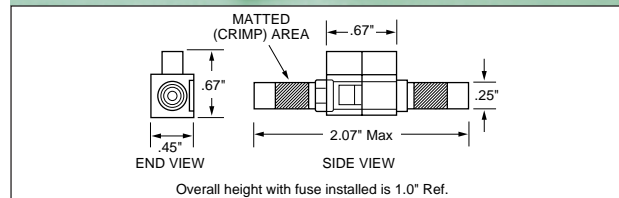
**Body:** Black Thermoplastic.

**Operating Temperature:** -40°C to +105°C.

Use standard crimping tool and crimp the matted area to secure wire. (Possible crimp tool - Ideal #30-428 [Toothed Die slot] or equivalent).

#### ORDERING INFORMATION:

Catalog Number	Description
153 002	20A Max. Rating — Terminals will accept #16–22 AWG (1.0–.33 mm <sup>2</sup> ) stranded wire (use appropriate wire size based on fuse usage). For example — Use #16 AWG wire for 20A fuse.
153 003	30A Max. Rating — Terminals will accept #10–14 AWG (5.0–2.0 mm <sup>2</sup> ) stranded wire (use appropriate wire size based on fuse usage). For example — Use #10 AWG wire for 30A fuse.



## SPECIAL TYPES

### For MINI® Fuses P.C. Board Mount Type



The MINI® Fuse P.C. board fuseholders bring the reliability and availability of the plug-in 32V MINI® Fuse to the circuit board. Vertical and horizontal mounting of units is offered to meet a variety of requirements in which circuit protection is desired for a low DC voltage P.C. board application. The fuseholder body has "stand-offs" to accommodate board washing and incorporates a unique "board lock" anchor to maintain a firm mechanical bond to the PCB during fuse insertion and removal.

**APPROVALS:** Recognized under the Components Program of Underwriters Laboratories for 15 amperes and Certified by CSA for 10 amperes.

**SPECIFICATIONS:**

**Electrical:** Rated 32 VDC.


**Mounting:** Three fuseholders can be mounted side by side (stacked) and operated at rated current. Contact factory for applications involving more than three stacked fuseholders.

**Molded Parts:** Black Thermoplastic body (UL 94V0).

**Terminals:** Copper Alloy. Tin Plated.

**Ambient Temperature:** -40°C to +85°C.

**Compatibility:** Standard .062" PCB thickness.



**ORDERING INFORMATION:**

Catalog Number	Description
153 007	Horizontal Mount P.C.B. Holder
153 008	Single or Stackable (End Unit) Vertical Mount P.C.B. Holder
153 009	Stackable Vertical Mount P.C.B. Holder

**Tool For Fuse Removal or Replacement; Part No. 097024.**

