



PUSHBUTTON SWITCHES

Series—C100, W100, WC150




Pushbutton Switches

FEATURES	SPECIFICATIONS	CURRENT RATINGS					
		Part Number	28VDC			125VAC	
			Resistive Load	Inductive Load	Lamp	Resistive Load	Inductive Load ^③
<ul style="list-style-type: none"> Low level switching capability Moisture-proof Momentary action (except #7 Button) Push-Pull action (#7button only) Up to 1 million mechanical cycles EMI/RFI shielding available Tease resistant, snap action Six circuit arrangements available Various adaptor and button styles and colors High contact pressure Compact size Corrosion resistant case and adapters 	<ul style="list-style-type: none"> MS27903 (WC150 series only) Operating temperature: -40°F to +158°F (-40°C to +70°C) Electrical life: 25,000 cycles at rated load Operating force: Approx. 2.5-5 lbs (Momentary) Approx. 1.5-2.5 lbs (Push-Pull) Total plunger travel: 0.085 in. (2.16mm) Approx. W100 and WC150 exceeds seal level 2 per MIL-S-8805 C100 series meets seal level 2 per MIL-S-8805 	C100 Series	10 ^①	5	3	10 ^①	5
		W100 Series	10 ^②	5	3	10 ^②	5
		WC1500 Series	-	2	-	-	-
		W403 P6 (R) ^④	10	5	-	-	-

^① 3 amps max. through center terminal of A800 and A11200
^② 3 amps max. through center terminal of W104 and W105
^③ p.f. = .75
^④ EMI/RFI shielded

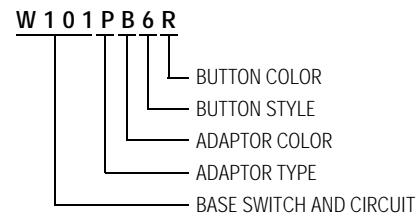
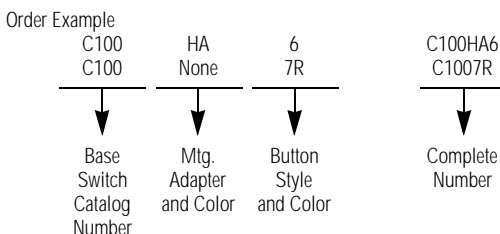
PUSHBUTTON SWITCHES

SELECTION TABLE

SERIES NUMBER	Circuit	Base Switch – Catalog Number				Options – Suffix Number			
		Solder Lug Terminals				Mounting Adapters		Auxiliary Buttons	
		Non-Sealed		Sealed		Type	Color	Style	Color
		Normal Force	Light Op. Force (2 ± 1 lb.)	Normal Force	Light Op. Force (2 ± 1 lb.)				
 C100	SP-NO	C100	C111	-	-	Standard: N, P, PA, W, L (with # 5 Button Only) Optional: D, E, HA, J, M, PL, U, Y	B = Black R = Red No Alpha = Clear	2, 6, or 7 On Switch without Adapter	No Alpha = Black R = Red W = White
	SP-NC	C3100	C112	-	-				
	1 P.D.T. 2 Ckt.	C200	C113	-	-				
	SP-NO 3 Term.	A800	C114	-	-				
	SP-NC 3 Term.	A11200	C115	-	-				
	1 P.D.T. Dbl. Brk.	C4100	C116	-	-				
 W100	SP-NO	-	-	W101	W111	Standard: N, P, PA, W, L (with # 5 Button Only) Optional: D, E, HA, J, M, PL, U, Y	B = Black R = Red No Alpha = Clear	2, 3, 4, 6 or 7	No Alpha = Black R = Red W = White
	SP-NC	-	-	W102	W112				
	1 P.D.T. 2 Ckt.	-	-	W103	W113				
	SP-NO 3 Term.	-	-	W104	W114				
	SP-NC 3 Term.	-	-	W105	W115				
	1 P.D.T. Dbl. Brk.	-	-	W106	W116				
 WC150	2 P.D.T. 4 Ckt. May be Jumpered for 2 P.D.T.	-	-	WC150	-	Standard: N, P, PA, W, L (with # 5 Button Only) Optional: D, E, HA, J, M, PL, U, Y	B = Black R = Red No Alpha = Clear	6	No Alpha = Black R = Red W = White

WHEN ORDERING SPECIFY...

- Catalog number of base switch – followed by suffix numbers of options (when required) as selected from Selection Table.



STANDARD
 0.00 = inches
 [0.0] = mm

Dimensions for reference only.