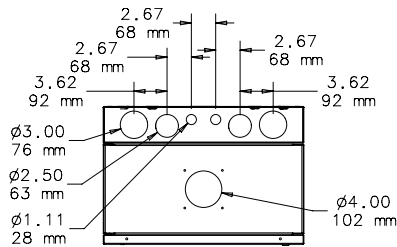
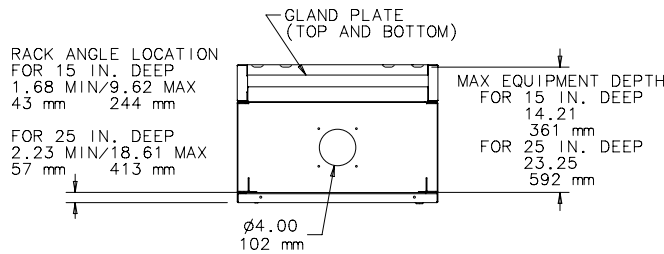


Standard Sizes DataCom AccessPlus™ Type I Double-Hinged Wall-Mount Cabinet

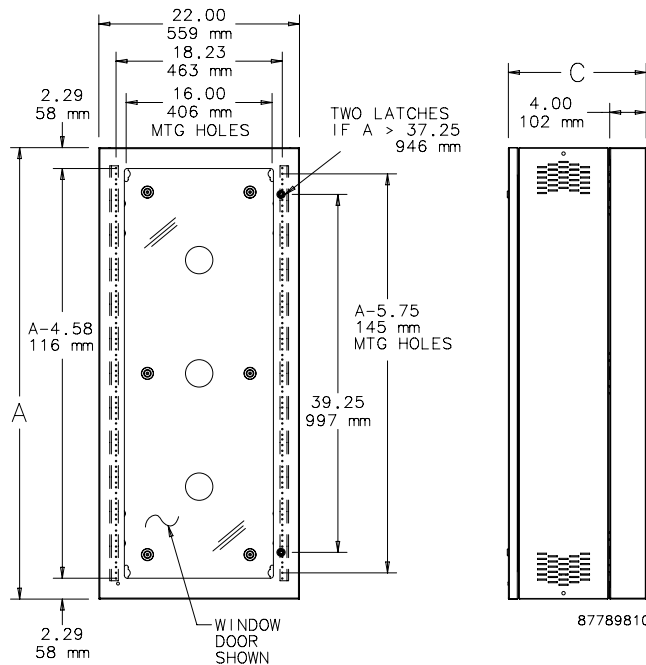
Solid Door with Knockouts Catalog Number	Solid Door with Gland Plate Catalog Number	Window Door with Knockouts Catalog Number	Window Door with Gland Plate Catalog Number	Rack Units	A (in.)	A (mm)	B (in.)	B (mm)	C (in.)	C (mm)	No. of Latches	Additional Rack Angles
EWMS242215	EWMSGP242215	EWMW242215	EWMWGP242215	12	25.00	635	22.00	559	15.00	381	1	ERA1924TPLWM
EWMS362215	EWMSGP362215	EWMW362215	EWMWGP362215	19	37.25	946	22.00	559	15.00	381	1	ERA1936TPLWM
EWMS482215	EWMSGP482215	EWMW482215	EWMWGP482215	26	49.50	1257	22.00	559	15.00	381	2	ERA1948TPLWM
EWMS602215	—	EWMW602215	—	32	60.00	1524	22.00	559	15.00	381	2	ERA1960TPLWM
EWMS722215	—	EWMW722215	—	39	72.00	1829	22.00	559	15.00	381	2	ERA1972TPLWM
EWMS242225	EWMSGP242225	EWMW242225	EWMWGP242225	12	25.00	635	22.00	559	25.00	635	1	ERA1924TPLWM
EWMS362225	EWMSGP362225	EWMW362225	EWMWGP362225	19	37.25	946	22.00	559	25.00	635	1	ERA1936TPLWM
EWMS482225	EWMSGP482225	EWMW482225	EWMWGP482225	26	49.50	1257	22.00	559	25.00	635	2	ERA1948TPLWM
EWMS602225	—	EWMW602225	—	32	60.00	1524	22.00	559	25.00	635	2	ERA1960TPLWM
EWMS722225	—	EWMW722225	—	39	72.00	1829	22.00	559	25.00	635	2	ERA1972TPLWM



TOP VIEW WITH KNOCKOUTS



TOP VIEW WITH GLAND PLATE



AccessPlus™ Type I Double-Hinged Wall-Mount Cabinets



Application

The AccessPlus™ Type I Double-Hinged DataCom Wall-Mount Cabinet is perfect for applications where security and accessibility are required and floor space is at a premium. This versatile cabinet mounts to a wall or can be pole-mounted with optional pole-mounting kit. Designed to hold multiple pieces of voice/data equipment comfortably, it can be mounted to be left- or right-hinged and comes completely assembled and ready to mount.

Features

- Double-hinged for easy equipment access
- Solid or window front door with keylock
- Window on window door is tinted safety glass
- Front access to center body hinging and back section latches
- Latch on front door eliminates need to access sides to open door or back section latches
- Latch-free sides permit cabinet to be installed tightly into a corner
- Vented sides improve heat dissipation
- Knockouts on enclosure top and bottom for optional 4 inch cooling fan or filter kit when increased heat dissipation is needed
- Available with knockouts or gland plates on top and bottom of enclosure for cable entry
- Knockout models have center section to rear section adjustable stop to keep center section from opening too far and hitting adjacent equipment and to provide a solid position when mounting cables on patch panels
- Gland plate models allow installing prewired patch panels into enclosure without removing cables

- Door and center sections can be removed for easy, one-person mounting to wall
- Hidden hinges with removable, retained hinge pins provide sleek appearance and improved security
- Rack angles movable front to back in center section for increased equipment mounting versatility
- Self-grounding rack angles meet grounding requirements
- Cable tie down slots throughout cabinet facilitate cable system maintenance
- Raised pads on back of enclosure provide mounting means for accessories
- Accommodates wall mounting or pole mounting (kit needed)

Construction

- Quality welded 16 and 14 gauge steel construction
- Rack angles made of self-grounding plated steel and tapped with 10-32 threads
- Twenty 10-32 fasteners included

Finish

Phosphatized steel coated with RAL 9005 black textured, low gloss polyester powder paint. Other finishes available—contact Hoffman Customer Service.

Industry Standards

EIA 310-D
UL 508A File No. E61997: Type I
UL 1863 Listed, File No. E230874
cUL CSA C22.2 No. 182.4, File No. E230874
NEMA Type I

Load Rating

Models With Knockouts

2 and 3 ft (.61 and .91m) tall units rated at 125 lb (56.7 kg)
4 ft (1.22m) tall units rated at 175 lb (79.4 kg)
5 and 6 ft (1.52 and 1.83m) tall units rated at 200 lb. (90.7 kg)

Models With Gland Plate

2 and 3 ft (.61 and .91m) tall units rated at 100 lb (45.4 kg)
4 ft (1.22m) tall units rated at 125 lb (56.7 kg)