

Encoders

510 Series, Mechanical

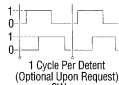
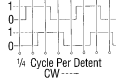


The 510 Series controls are manually operated, rotary, mechanical encoders that provide a two-bit gray code for relative reference applications and a four-bit gray code for absolute electrical reference applications. The "L" channel leads the "R" channel by 90° electrically in the CW position. It features continuous electrical travel and has a rotational life of more than 100,000 shaft revolutions with a positive detent feel.

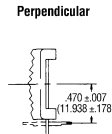
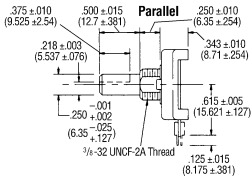
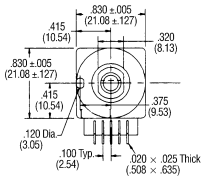
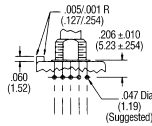
This series is small-sized, 21,08 mm² by 8,71 mm deep (0.83 in² x 0.343 in) long and commonly used in limited-space, panel-mounted applications where the need for costly, front-panel displays can be completely eliminated. Digital gray-code outputs eliminate the need for A/D converters.

- Bushing:** 9,52 mm (0.375 in) Ø x 6,35 mm (0.25 in) L
- Shaft:** Flatted, 6,35 mm (0.25 in) Ø x 19,05 mm (0.75 in) L
- Body:** 21,08 mm (0.830 in) square
- Operating temperature:** -40 °C to 105 °C (-40 °F to 221 °F)
- Rotational cycles:** 100,000

Output Table



Control Dimensions, Single Control



OPTIONS

Vertical Mount, PC Terminals/bent back

GREY CODE OPTIONS

- 2 bit/4 cycles
- 2 bit/6 cycles
- 2 bit/9 cycles
- 4 bit/16 cycles

REFERENCE

- 510E1A48F204PC
- 510E1A48F206PC
- 510E1A48F209PC
- 510E1A48F416PC

Horizontal Mount, PC Terminals/straight

GREY CODE OPTIONS

- 2 bit/4 cycles
- 2 bit/6 cycles
- 2 bit/9 cycles
- 4 bit/16 cycles

REFERENCE

- 510E1A48F204PB
- 510E1A48F206PB
- 510E1A48F209PB
- 510E1A48F416PB

Brackets

MOUNTING DIRECTION

- Vertical
- Horizontal

REFERENCE

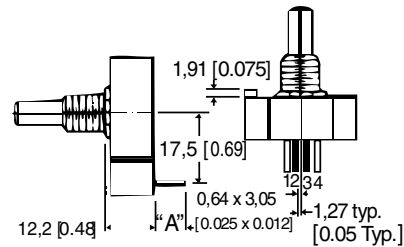
- 510VBKT
- 510HBKT

600 Series, Optical



The 600 Series controls are manually operated, rotary, optical encoders that output two square waves in quadrature at a rate of 128 pulse per channel per revolution as a standard with other resolutions down to 60 pulses available. The outputs are TTL compatible. PC terminals or cable leads are available.

- Pulses per revolution:** 128
- Supply voltage:** 5.0 V
- Body:** 34,93 mm (1.375 in) Ø
- Shaft:** 6,35 mm [0.25 in] dia by 22,23 mm [0.875] long
- Bushing:** 9,52 mm [0.375 in] dia by 9,52 mm [0.375 in] long
- Operating temperature:** -40 °C to 65 °C (-40 °F to 149 °F)
- Revolutions:** 10 million



OPTIONS

Series 600

TERMINATION

- 177,8 mm (7.0 in) long cable
- PC terminals exiting side
- PC terminals exiting rear
- 177,8 mm (7.0 in) long cable with connector

REFERENCE

- 600EN-128-CBL
- 600EN-128-B66
- 600EN-128-C24
- 600EN-128-CN1