



Control stations and enclosures

XAL control stations for Harmony® style 5
 Ø 22 control and signalling units with double insulated bezel
 Complete stations (screw clamp terminal connections)

Start or Stop function

Light grey base "RAL 7035", dark grey lid "RAL 7016", lid fixing screws and nut material : stainless steel type A4, AISI 316.

Description	Type of push	Type of contact		Marking	Reference	Weight
						
		N/O	N/C			kg

Marking on pushbutton

1 spring return pushbutton	Flush green	1	-	I	<u>XAL-D102</u>	0.135
				Start	<u>XAL-D103</u>	0.156
				Marche	<u>XAL-D104</u>	0.156
		1	1	I	<u>XAL-D102E</u>	0.165
	Flush red	-	1	O	<u>XAL-D112</u>	0.156
				Stop	<u>XAL-D114</u>	0.156
				Arrêt	<u>XAL-D117</u>	0.156
		1	1	O	<u>XAL-D112E</u>	0.165
				Stop	<u>XAL-D114E</u>	0.165
	Projecting red	-	1	O	<u>XAL-D115</u>	0.157
				Stop	<u>XAL-D116</u>	0.157
				Arrêt	<u>XAL-D118</u>	0.157

Marking on legend holder and legend below head

1 spring return pushbutton	Flush green	1	-	Start	<u>XAL-D101H29</u>	0.157
				Marche	<u>XAL-D101</u>	0.157
	Flush red	-	1	Stop	<u>XAL-D111H29</u>	0.157
				Arrêt	<u>XAL-D111</u>	0.157
1 mushroom head pushbutton Ø 40 mm spring return	Red	-	1	Arrêt	<u>XAL-D164</u>	0.182



XAL-D102



XAL-D115



XAL-D101



XAL-D111





XAL-D164

Control stations and enclosures

XAL control stations for Harmony® style 5
 Ø 22 control and signalling units with double insulated bezel
 Complete stations (screw clamp terminal connections)

Emergency stop function

Light grey base "RAL 7035", yellow lid "RAL 1021", lid fixing screws and nut material : stainless steel type A4, AISI 316.

Description	Type	Type of contact		Reference	Weight
					
		N/O	N/C		kg

Unmarked



XAL-K174

1 mushroom head pushbutton Ø 40 mm, red Turn to release	Trigger action		2	XAL-K178F	0.194
		1	1	XAL-K178E	0.194
		1	2	XAL-K178G	0.194
	Standard		1	XAL-K174	0.178
			2	XAL-K174F	0.188
		1	1	XAL-K174E	0.188
	1	2	XAL-K174G	0.197	



XAL-K184

1 mushroom head pushbutton Ø 40 mm, red Key release (key n° 455)	Trigger action	–	2	XAL-K188F	0.188
		1	1	XAL-K188E	0.188
		1	2	XAL-K188G	0.188
	Standard	–	1	XAL-K184	0.178
		–	2	XAL-K184F	0.188
		1	1	XAL-K184E	0.188
	1	2	XAL-K184G	0.197	



XAL-K194

1 mushroom head pushbutton Ø 40 mm, red Push-pull	Standard	–	1	XAL-K194	0.183
---------------------------------------------------------	----------	---	---	----------	-------

Marked "Emergency stop" on legend holder and legend below head

1 mushroom head pushbutton Ø 40 mm, red Turn to release	Standard	–	1	XAL-K1741H29	0.185
---------------------------------------------------------------	----------	---	---	--------------	-------

Control stations and enclosures



XAL control stations for Harmony® style 5

Ø 22 control and signalling units with double insulated bezel

Complete stations (screw clamp terminal connections)

Start-Stop function

Light grey base "RAL 7035", dark grey lid "RAL 7016", lid fixing screws and nut material : stainless steel type A4, AISI 316.


Description	Type of push	Type of contact		Marking	Reference	Weight
						
		N/O	N/C			kg

Marking on pushbutton (1)

2 spring return pushbuttons	1 flush green	1	–	I	XAL-D213	0.233
	1 flush red	–	1	O		
				Start Stop	XAL-D215	0.233
				Marche Arrêt	XAL-D224	0.233
		1	1	I	XAL-D213E	0.252
		1	1	O		
	1 flush green	1	–	I	XAL-D214	0.234
	1 projecting red	–	1	O		
				Start Stop	XAL-D225	0.234

Marking on legend holder and legend below head

2 spring return pushbuttons	1 flush green	1	–	Start	XAL-D211H29	0.233
	1 flush red	–	1	Stop		
				Marche Arrêt	XAL-D211	0.233
	1 flush green	1	–	Ouverture	XAL-D241	0.233
	1 flush green	1	–	Fermeture		
1 selector switch 2-position stay put	Standard handle	1	–	O-I	XAL-D134	0.163
				Arrêt-Marche	XAL-D132	0.163
	Key switch, key n° 455 Key withdrawal in left-hand position	1	–	O-I	XAL-D144	0.187
				Arrêt-Marche	XAL-D142	0.187
		1	1	O-I	XAL-D144E	0.196

Description	Type of contact	Marking	Pilot light supply	Reference	Weight
					
	N/O		V		kg

With pilot light and marking on pushbutton (1)

2 spring return pushbuttons and 1 pilot light with integral red LED	1 flush green	1	–	I	≈ 24	XAL-D363B	0.261
	1 flush red	–	1	O			
					≈ 120	XAL-D363G	0.261
					≈ 230	XAL-D363M	0.261

With pilot light and marking on legend holder and legend below head

2 spring return pushbuttons and 1 pilot light with integral red LED	1 flush green	1	–	Marche	≈ 24	XAL-D361B	0.261
	1 flush red	–	1	Arrêt			
					≈ 230	XAL-D361M	0.261

(1) Cap supplied not clipped into pushbutton, allowing orientation throughout 360° in 90° steps.



XAL-D224



XAL-D211H29



XAL-D134



XAL-D144



XAL-D363B



General :
pages 36030/2 and 36030/3Characteristics :
pages 36031/2 and 36031/3Dimensions :
pages 36033/2 and 36033/3

Control stations and enclosures

XAL control stations for Harmony® style 5
 Ø 22 control and signalling units with double insulated bezel
 Complete stations (screw clamp terminal connections)

Two function

Light grey base "RAL 7035", dark grey lid "RAL 7016", lid fixing screws and nut material : stainless steel type A4, AISI 316.

Description	Type of push	Type of contact		Marking	Reference	Weight
						
		N/O	N/C			kg

Marking on pushbutton (1)

2 spring return pushbuttons	1 flush white	1	–	↑	XAL-D222	0.233
	1 flush black	1	–	↓		
				→	XAL-D223	0.233
				←		
		1	1	↑	XAL-D222E	0.252
		1	1	↓		



XAL-D222

Three function (light grey base "RAL 7035", dark grey lid "RAL 7016")

Marking on pushbutton (1)

3 spring return pushbuttons	1 flush green	1	–	I	XAL-D339	0.298
	1 flush red	–	1	O		
	1 flush green	1	–	II		
	1 flush white	1	–	↑	XAL-D324	0.298
	1 flush red	–	1	O		
	1 flush black	1	–	↓	XAL-D326	0.298
				↑ Stop		
				↓		
				→	XAL-D334	0.298
				O		
				←		
		1	1	↑	XAL-D324E	0.317
		1	1	O		
		1	1	↓		
	1 flush white	1	–	↑	XAL-D325	0.299
	1 projecting red	–	1	O		
	1 flush black	1	–	↓		
2 spring return pushbuttons + 1 latching mushroom head pushbutton Ø 30 mm	1 flush white	1	–	↑	XAL-D328	0.317
	1 mushroom head red(2)	–	1	O		
	1 flush black	1	–	↓		

Marking on legend holder and legend below head

3 spring return pushbuttons	1 flush green	1	–	Avant	XAL-D311	0.299
	1 flush red	–	1	Arrêt		
	1 flush green	1	–	Arrière		
				Montée	XAL-D321	0.299
				Arrêt		
				Descente		

(1) Cap supplied not clipped into pushbutton, allowing orientation throughout 360° in 90° steps.
 (2) Standard "turn to release".



XAL-D339



XAL-D334



XAL-D321

Control stations and enclosures

XAL control stations for Harmony® style 5

Ø 22 control and signalling units with double insulated bezel

Stations for user assembly : empty enclosures



XAL-D02

Empty enclosures (lid fixing screws and nut material : stainless steel type A4, AISI 316)

Description	Number of ways	Reference	Weight kg
For normal environments			
Light grey base "RAL 7035" Dark grey lid "RAL 7016"	1	<u>XAL-D01</u>	0.136
	2	<u>XAL-D02</u>	0.193
	3	<u>XAL-D03</u>	0.238
	4	<u>XAL-D04</u>	0.278
	5	<u>XAL-D05</u>	0.322
Light grey base "RAL 7035" Yellow lid "RAL 1021"	1	<u>XAL-K01</u>	0.136
For normal environments, CSA + UL certifications (1)			
Light grey base "RAL 7035" Dark grey lid "RAL 7016"	1	<u>XAL-D01H7</u>	0.136
	2	<u>XAL-D02H7</u>	0.205
	3	<u>XAL-D03H7</u>	0.238
	4	<u>XAL-D04H7</u>	0.279
	5	<u>XAL-D05H7</u>	0.322
Light grey base "RAL 7035" Yellow lid "RAL 1021"	1	<u>XAL-K01H7</u>	0.136
For harsh environments and resistance to solvents			
Black base and lid "RAL 9005"	1	<u>XAL-G01</u>	0.136
	2	<u>XAL-G02</u>	0.217
	3	<u>XAL-G03</u>	0.238
	4	<u>XAL-G04</u>	0.274
	5	<u>XAL-G05</u>	0.322

(1) Volt-free commoning/earth terminal included.

Control stations and enclosures

XAL control stations for Harmony® style 5
 Ø 22 control and signalling units with double insulated bezel
 Stations for user assembly : electrical blocks

Electrical blocks and accessories for mounting on plate in back of enclosure

Description	Type	Colour	Sold in lots of	Unit reference	Weight kg
Electrical blocks with screw clamp terminal connections					
Standard contact blocks (1)	N/O contact	–	5	ZEN-L1111	0.015
	N/C contact	–	5	ZEN-L1121	0.015
Light blocks with integral LED (1) Protected LED	≈ 24 V	White	5	ZAL-VB1	0.015
		Green	5	ZAL-VB3	0.015
		Red	5	ZAL-VB4	0.015
		Yellow	5	ZAL-VB4	0.015
		Blue	5	ZAL-VB6	0.015
		Blue	5	ZAL-VB6	0.015
	~ 48...120 V	White	5	ZAL-VG1	0.015
		Green	5	ZAL-VG3	0.015
		Red	5	ZAL-VG4	0.015
		Yellow	5	ZAL-VG4	0.015
		Blue	5	ZAL-VG6	0.015
		Blue	5	ZAL-VG6	0.015
~ 230...240 V	White	5	ZAL-VM1	0.015	
	Green	5	ZAL-VM3	0.015	
	Red	5	ZAL-VM4	0.015	
	Yellow	5	ZAL-VM5	0.015	
	Blue	5	ZAL-VM6	0.015	
	Blue	5	ZAL-VM6	0.015	
Description	Application		Sold in lots of	Unit reference	Weight kg

Accessories for electrical blocks

Blanking plug	Ø 22 units		10	ZB5-SZ3	0.008
Nut	Head fixing		10	ZB5-AZ901	0.002
Volt-free terminal	Commoning/earth		10	XAL-Z09	0.003
Bezel tool	For tightening nut ZB5-AZ901		1	ZB5-AZ905	0.016

Electrical blocks and accessories for mounting beneath heads

Description	Type	Colour	Sold in lots of	Unit reference	Weight kg
Electrical blocks with screw clamp terminal connections (2) (for use with body fixing/collar ZB5-AZ009)					
Standard contact blocks	N/O contact	–	5	ZBE-101	0.011
	N/C contact	–	5	ZBE-102	0.011
Light blocks with integral LED Protected LED	≈ 24 V	White	5	ZBV-B1	0.017
		Green	5	ZBV-B3	0.017
		Red	5	ZBV-B4	0.017
		Yellow	5	ZBV-B5	0.017
		Blue	5	ZBV-B6	0.017
		Blue	5	ZBV-B6	0.017
	~ 48...120 V	White	5	ZBV-G1	0.017
		Green	5	ZBV-G3	0.017
		Red	5	ZBV-G4	0.017
		Yellow	5	ZBV-G5	0.017
		Blue	5	ZBV-G6	0.017
		Blue	5	ZBV-G6	0.017
	~ 230...240 V	White	5	ZBV-M1	0.017
		Green	5	ZBV-M3	0.017
		Red	5	ZBV-M4	0.017
		Yellow	5	ZBV-M5	0.017
		Blue	5	ZBV-M6	0.017
		Blue	5	ZBV-M6	0.017
Description	For use with		Sold in lots of	Unit reference	Weight kg

Accessories for electrical blocks

LED suppressors	Electrical light blocks with integral LED	~ 120 V	1	ZBZ-VG	0.010
		~ 230 V	1	ZBZ-VM	0.010
Body/fixing collar	Electrical blocks (contact or light)		10	ZB5-AZ009	0.006

(1) A maximum of 3 electrical blocks may be fitted per associated head.

(2) For electrical blocks for printed circuit board connection : please consult your Regional Sales Office.

815218



ZEN-L1111

815217



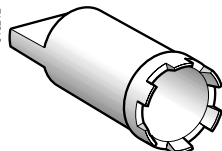
ZAL-VB●

815213




ZB5-SZ3

815212



ZB5-AZ905

815214



ZBE-101

815215



ZBV-B●

815220



ZBV-V●

815216



ZB5-AZ009

Control stations and enclosures

XAL control stations for Harmony® style 5

Ø 22 control and signalling units with double insulated bezel
Stations for user assembly : heads

ZB5-AA0



ZB5-AA5



ZB5-AP2S



ZB5-AL3



ZB5-CA2



ZB5-CA5

Heads for spring return pushbuttons - unmarked

Shape of head	Type of push	Colour of cap	Reference	Weight kg
	Without cap (1)	–	ZB5-AA0	0.022
	Flush, with set of 6 colour caps	6 colours (2)	ZB5-AA9	0.027
	Flush	White	ZB5-AA1	0.018
		Black	ZB5-AA2	0.018
		Green	ZB5-AA3	0.018
		Red	ZB5-AA4	0.018
		Yellow	ZB5-AA5	0.018
		Blue	ZB5-AA6	0.018
		Grey	ZB5-AA8	0.018
	Flush with transparent cap, for insertion of legend (3)	White	ZB5-AA18	0.018
		Green	ZB5-AA38	0.018
		Red	ZB5-AA48	0.018
		Yellow	ZB5-AA58	0.018
		Blue	ZB5-AA68	0.018
	Capuchonné de couleur (silicone) Remplacement sans démontage de la tête, compatible porte-étiquette	Blanc	ZB5-AP1S	0.014
		Noir	ZB5-AP2S	0.014
		Vert	ZB5-AP3S	0.014
		Rouge	ZB5-AP4S	0.014
		Jaune	ZB5-AP5S	0.014
		Bleu	ZB5-AP6S	0.014
	Projecting	White	ZB5-AL1	0.019
		Black	ZB5-AL2	0.019
		Green	ZB5-AL3	0.019
		Red	ZB5-AL4	0.019
		Yellow	ZB5-AL5	0.019
		Blue	ZB5-AL6	0.019
	Flush (high bezel)	White	ZB5-AA14	0.020
		Black	ZB5-AA24	0.020
		Green	ZB5-AA34	0.020
		Red	ZB5-AA44	0.020
		Yellow	ZB5-AA54	0.020
		Blue	ZB5-AA64	0.020
	Recessed (high guard)	White	ZB5-AA16	0.019
		Black	ZB5-AA26	0.019
		Green	ZB5-AA36	0.019
		Red	ZB5-AA46	0.019
		Yellow	ZB5-AA56	0.019
		Blue	ZB5-AA66	0.019
	Flush	White	ZB5-CA1	0.019
		Black	ZB5-CA2	0.019
		Green	ZB5-CA3	0.019
		Red	ZB5-CA4	0.019
		Yellow	ZB5-CA5	0.019
		Blue	ZB5-CA6	0.019
	Projecting	White	ZB5-CL1	0.021
		Black	ZB5-CL2	0.021
		Green	ZB5-CL3	0.021
		Red	ZB5-CL4	0.021
		Yellow	ZB5-CL5	0.021
		Blue	ZB5-CL6	0.021

(1) Colour cap to be ordered separately, see page 36032/22.









(2) 6 different colour caps included with head (white, black, green, red, yellow, blue).

(3) For legend ordering information see page 36032/21.

Control stations and enclosures

XAL control stations for Harmony® style 5
 Ø 22 control and signalling units with double insulated bezel
 Stations for user assembly : heads

Heads for spring return pushbuttons - marked

Shape of head	Type of push	Marking		Colour of cap	Reference	Weight kg	
		Text	Colour				
 ZB5-AA331	Flush (1)	I	White	Green	ZB5-AA331	0.018	
			Black	White	ZB5-AA131	0.018	
		II	White	Green	ZB5-AA336	0.018	
			Black	White	ZB5-AA136	0.018	
		START	White	Green	ZB5-AA333	0.018	
			Black	White	ZB5-AA133	0.018	
		ON	White	Green	ZB5-AA341	0.018	
			Black	White	ZB5-AA141	0.018	
		MARCHE	White	Green	ZB5-AA342	0.018	
			Black	White	ZB5-AA142	0.018	
		 ZB5-AA432		White	Black	ZB5-AA245	0.018
				Black	White	ZB5-AA145	0.018
		O	White	Red	ZB5-AA432	0.018	
				Black	ZB5-AA232	0.018	
		ARRET	White	Red	ZB5-AA433	0.018	
				Black	ZB5-AA233	0.018	
		STOP	White	Red	ZB5-AA434	0.018	
	Black		ZB5-AA234	0.018			
OFF	White	Red	ZB5-AA435	0.018			
		Black	ZB5-AA235	0.018			
UP	Black	White	ZB5-AA343	0.018			
DOWN	White	Black	ZB5-AA344	0.018			
 ZB5-AA335		White	Black	ZB5-AA335	0.018		
		Black	White	ZB5-AA334	0.018		
 ZB5-AL232	Projecting (1)	O	White	Red	ZB5-AL432	0.019	
			Black	Black	ZB5-AL232	0.019	
		ARRET	White	Red	ZB5-AL433	0.019	
				Black	ZB5-AL233	0.019	
		STOP	White	Red	ZB5-AL434	0.019	
				Black	ZB5-AL234	0.019	
OFF	White	Red	ZB5-AL435	0.019			
		Black	ZB5-AL235	0.019			
 ZB5-CA331	Flush (1)	I	White	Green	ZB5-CA331	0.019	
			White	Red	ZB5-CA432	0.019	
		+	White	Black	ZB5-CA2934	0.019	
			White	Black	ZB5-CA2912	0.019	
		R	White	Blue	ZB5-CA6939	0.019	

Mushroom heads for spring return pushbuttons

Shape of head	Diameter of push mm	Colour of push	Reference	Weight
				kg
 ZB5-AC24	30	Black	ZB5-AC24	0.027
		Green	ZB5-AC34	0.027
		Red	ZB5-AC44	0.027
		Yellow	ZB5-AC54	0.027
		Blue	ZB5-AC64	0.027
 ZB5-AC2	40	Black	ZB5-AC2	0.046
		Green	ZB5-AC3	0.046
		Red	ZB5-AC4	0.046
		Yellow	ZB5-AC5	0.046
		Blue	ZB5-AC6	0.046

(1) Head supplied with cap not clipped-in, allowing orientation throughout 360° in 90° steps.

Control stations and enclosures

XAL control stations for Harmony® style 5

Ø 22 control and signalling units with double insulated bezel

Stations for user assembly : heads

815243



ZB5-AS844

815246



ZB5-AS934

815244



ZB5-AT44

815245



ZB5-AS54

Mushroom heads for latching pushbuttons (Emergency stop : trigger action, colour red)

Shape of head	Type de push	Diameter of push mm	Colour	Reference	Weight kg
	Trigger action Push-pull	40	Red	ZB5-AT84	0.050
	Trigger action Turn to release	30	Red	ZB5-AS834	0.042
		40	Red	ZB5-AS844	0.046
	Trigger action Key release (n° 455) (2)	30	Red	ZB5-AS934	0.068
		40	Red	ZB5-AS944 (1)	0.071
		60	Red	ZB5-AS964	0.092
	Trigger action Key release (n° 4A185)	40	Red	ZB5-AS944D	0.071
	Push-pull	30	Black	ZB5-AT24	0.044
			Red	ZB5-AT44	0.044
		40	Black	ZB5-AT2	0.049
			Red	ZB5-AT4	0.049
	Turn to release	30	Black	ZB5-AS42	0.040
			Red	ZB5-AS44	0.040
		40	Black	ZB5-AS52	0.044
			Red	ZB5-AS54	0.064
			Yellow	ZB5-AS55	0.064
	Key release (n° 455) (2)	30	Black	ZB5-AS72	0.040
			Red	ZB5-AS74	0.040
		40	Black	ZB5-AS12	0.044
			Red	ZB5-AS14 (1)	0.044
	Key release (n° 4A185)	40	Red	ZB5-AS14D	0.044

(1) Other key numbers :

- key n° 421E : add the suffix **12** to the reference.
- key n° 458A : add the suffix **10** to the reference.
- key n° 520E : add the suffix **14** to the reference.
- key n° 3131A : add the suffix **20** to the reference.

Example :

The reference for a Ø 40 red mushroom head for a trigger action, latching pushbutton, with release by key n° 421E becomes : **ZB5-AS94412**.

(2) For specific keys with other numbers, please consult your Regional Sales Office.

Control stations and enclosures

XAL control stations for Harmony® style 5
 Ø 22 control and signalling units with double insulated bezel
 Stations for user assembly : heads

810254



ZB5-AD●

Heads for selector switches (1)

Shape of head	Type of operator	Number and type of positions	Reference	Weight kg	
	Standard handle, black	2 - stay put	ZB5-AD2	0.024	
		2 - spring return from right to left	ZB5-AD4	0.024	
		3 - stay put	ZB5-AD3	0.024	
		3 - spring return to centre	ZB5-AD5	0.024	
		3 - spring return from left to centre	ZB5-AD7	0.024	
		3 - spring return from right to centre	ZB5-AD8	0.024	
		Standard handle, white	2 - stay put	ZB5-AD201	0.024
			2 - spring return from right to left	ZB5-AD401	0.024
3 - stay put	ZB5-AD301		0.024		
3 - spring return to centre	ZB5-AD501		0.024		
3 - spring return from left to centre	ZB5-AD701		0.024		
3 - spring return from right to centre	ZB5-AD801		0.024		
Standard handle, green	2 - stay put	ZB5-AD203	0.024		
	2 - spring return from right to left	ZB5-AD403	0.024		
	3 - stay put	ZB5-AD303	0.024		
	3 - spring return to centre	ZB5-AD503	0.024		
	3 - spring return from left to centre	ZB5-AD703	0.024		
	3 - spring return from right to centre	ZB5-AD803	0.024		

(1) Can only be used for actuation of end of row (side) mounted contact blocks.





























Control stations and enclosures

XAL control stations for Harmony® style 5

Ø 22 control and signalling units with double insulated bezel

Stations for user assembly : heads

Heads for selector switches (1) (continued)





















Shape of head	Type of operator	Number and type of positions		Reference	Weight kg	
 ZB5-AD●●●		Standard handle, red	2 - stay put		ZB5-AD204	0.024
		2 - spring return from right to left		ZB5-AD404	0.024	
		3 - stay put		ZB5-AD304	0.024	
		3 - spring return to centre		ZB5-AD504	0.024	
		3 - spring return from left to centre		ZB5-AD704	0.024	
		3 - spring return from right to centre		ZB5-AD804	0.024	
		Standard handle, yellow	2 - stay put		ZB5-AD404	0.024
		2 - spring return from right to left		ZB5-AD205	0.024	
		3 - stay put		ZB5-AD305	0.024	
		3 - spring return to centre		ZB5-AD505	0.024	
		3 - spring return from left to centre		ZB5-AD705	0.024	
		3 - spring return from right to centre		ZB5-AD805	0.024	
		Standard handle, blue	2 - stay put		ZB5-AD206	0.024
		2 - spring return from right to left		ZB5-AD406	0.024	
		3 - stay put		ZB5-AD306	0.024	
3 - spring return to centre		ZB5-AD506	0.024			
3 - spring return from left to centre		ZB5-AD706	0.024			
3 - spring return from right to centre		ZB5-AD806	0.024			
 ZB5-AJ3		Long handle, black	2 - stay put		ZB5-AJ2	0.024
		2 - spring return from right to left		ZB5-AJ4	0.025	
		3 - stay put		ZB5-AJ3	0.025	
		3 - spring return to centre		ZB5-AJ5	0.025	
		3 - spring return from left to centre		ZB5-AJ7	0.025	
		3 - spring return from right to centre		ZB5-AJ8	0.025	

(1) Can only be used for actuation of end of row (side) mounted contact blocks.


Control stations and enclosures

XAL control stations for Harmony® style 5
 Ø 22 control and signalling units with double insulated bezel
 Stations for user assembly : heads

Heads for knurled knob switches and key switches (1)

Shape of head	Type of operator	Number and type of positions (2)	Reference	Weight kg	
 ZB5-AD●●	Knurled knob, black	2 - stay put 	ZB5-AD29	0.027	
		2 - spring return from right to left 	ZB5-AD49	0.027	
		3 - stay put 	ZB5-AD39	0.027	
		3 - spring return to centre 	ZB5-AD59	0.027	
		3 - spring return from left to centre 	ZB5-AD79	0.027	
		3 - spring return from right to centre 	ZB5-AD89	0.027	
 ZB5-AG●●	Key (n° 455) (4)	2 - stay put 	ZB5-AG2 (3)	0.050	
			ZB5-AG4 (3)	0.050	
		2 - spring return from right to left 	ZB5-AG6 (3)	0.050	
		3 - stay put 	ZB5-AG0 (3)	0.050	
				ZB5-AG3 (3)	0.050
				ZB5-AG5 (3)	0.050
				ZB5-AG9 (3)	0.050
			ZB5-AG09 (3)	0.050	
		3 - spring return from left to centre 	ZB5-AG1 (3)	0.050	
		2 - spring return to centre 	ZB5-AG7 (3)	0.050	
		3 - spring return from right to centre 	ZB5-AG8 (3)	0.050	
				ZB5-AG08 (3)	0.050

(1) Can only be used for actuation of end of row (side) mounted contact blocks.

(2) The symbol  indicates key withdrawal position(s).

(3) Other key numbers :

- key n° 421E : add the suffix **12** to the reference.
- key n° 458A : add the suffix **10** to the reference.
- key n° 520E : add the suffix **14** to the reference.
- key n° 3131A : add the suffix **20** to the reference.

Example : The reference for a head with key n° 421E for a 2-position, stay put key switch, with key withdrawal from the left-hand position, becomes : **ZB5-AG212**.

(4) For specific keys with other numbers, please consult your Regional Sales Office.

Control stations and enclosures

XAL control stations for Harmony® style 5

Ø 22 control and signalling units with double insulated bezel

Stations for user assembly : heads

815308



ZB5-AG●

Heads for key switches (1) (continued)

Shape of head	Type of operator	Number and type of positions (2)	Reference	Weight kg
	Key (n° 8D1)	2 - stay put	ZB5-AG2D	0.050
			ZB5-AG02D	0.050
			ZB5-AG4D	0.050
		2 - spring return from right to left	ZB5-AG6D	0.050
			3 - stay put	ZB5-AG0D
		ZB5-AG3D		0.050
		ZB5-AG5D		0.050
		ZB5-AG9D		0.050
		ZB5-AG09D		0.050
		ZB5-AG03D		0.050
		3 - spring return from left to centre	ZB5-AG06D	0.050
			ZB5-AG1D	0.050
			ZB5-AG07D	0.050
		3 - spring return from right to centre	ZB5-AG8D	0.050
			ZB5-AG08D	0.050
			ZB5-AG05D	0.050
		2 - spring return to centre	ZB5-AG7D	0.050

Heads for toggle switches

Shape of head	Description	Lever colour	Type of position	Reference	Weight kg
	2 position	Black	Stay put	ZB5-AD28	0.023
			Spring return	ZB5-AD48	0.023
		White	Stay put	ZB5-AD2801	0.023
		Red	Stay put	ZB5-AD2804	0.023
		Blue	Stay put	ZB5-AD2806	0.023

(1) Can only be used for actuation of end of row (side) mounted contact blocks.

(2) The symbol indicates key withdrawal position(s).

815307











ZB5-AD28






Control stations and enclosures

XAL control stations for Harmony® style 5
 Ø 22 control and signalling units with double insulated bezel
 Stations for user assembly : heads

Heads for pilot lights

Shape of head	For use with bodies comprising a light block	Lens colour	Reference	Weight kg
With plain lens				
	With integral LED 	White	ZB5-AV013	0.017
		Green	ZB5-AV033	0.017
		Red	ZB5-AV043	0.017
		Yellow	ZB5-AV053	0.017
		Blue	ZB5-AV063	0.017
	With integral LED 	White	ZB5-CV013	0.020
		Green	ZB5-CV033	0.020
		Red	ZB5-CV043	0.020
		Yellow	ZB5-CV053	0.020
		Blue	ZB5-CV063	0.020
		5 colours (1)	ZB5-CV003	0.028
With plain lens for insertion of legend (2)				
	With integral LED 	White	ZB5-AV013E	0.017
		Green	ZB5-AV033E	0.017
		Red	ZB5-AV043E	0.017
		Yellow	ZB5-AV053E	0.017
		Blue	ZB5-AV063E	0.017
With grooved lens (3)				
	With integral LED 	White	ZB5-AV013S	0.017
		Green	ZB5-AV033S	0.017
		Red	ZB5-AV043S	0.017
		Yellow	ZB5-AV053S	0.017
		Blue	ZB5-AV063S	0.017

Heads for spring return illuminated pushbuttons

Shape of head	Type of push	Colour	Reference	Weight kg
Only for use with bodies comprising a light block with integral LED				
	Flush	White	ZB5-AW313	0.017
		Green	ZB5-AW333	0.017
		Red	ZB5-AW343	0.017
		Yellow	ZB5-AW353	0.017
		Blue	ZB5-AW363	0.017
	Flush with illuminated ring	White	ZB5-AW913	0.016
		Green	ZB5-AW933	0.016
		Red	ZB5-AW943	0.016
		Yellow	ZB5-AW953	0.016
		Blue	ZB5-AW963	0.016
	Flush for insertion of legend (1)	White	ZB5-AA18	0.018
		Green	ZB5-AA38	0.018
		Red	ZB5-AA48	0.018
		Yellow	ZB5-AA58	0.018
		Blue	ZB5-AA68	0.018
	Projecting	White	ZB5-AW113	0.018
		Green	ZB5-AW133	0.018
		Red	ZB5-AW143	0.018
		Yellow	ZB5-AW153	0.018
		Blue	ZB5-AW163	0.018
	Flush for insertion of legend (1)	White	ZB5-CW313	0.023
		Green	ZB5-CW333	0.023
		Red	ZB5-CW343	0.023
		Yellow	ZB5-CW353	0.023
		Blue	ZB5-CW363	0.023

(1) 5 different colour lenses included with head (white, green, red, yellow, blue) for insertion of legend.

For legend ordering information see page 36032/21.

(2) For legend ordering information see page 36032/21.

(3) For use in bright ambient light conditions (outdoors in sunlight, for example).








Control stations and enclosures

XAL control stations for Harmony® style 5

Ø 22 control and signalling units with double insulated bezel

Stations for user assembly : heads

Heads for illuminated selector switches, standard handle (1)

Shape of head	Number and type of positions	Colour of handle	Reference	Weight kg	
 ZB5-AK1213	2 - stay put		White	ZB5-AK1213	0.021
			Green	ZB5-AK1233	0.021
			Red	ZB5-AK1243	0.021
			Yellow	ZB5-AK1253	0.021
			Blue	ZB5-AK1263	0.021
	2 - spring return from right to left		White	ZB5-AK1413	0.021
			Green	ZB5-AK1433	0.021
			Red	ZB5-AK1443	0.021
			Yellow	ZB5-AK1453	0.021
			Blue	ZB5-AK1463	0.021
3 - stay put		White	ZB5-AK1313	0.021	
		Green	ZB5-AK1333	0.021	
		Red	ZB5-AK1343	0.021	
		Yellow	ZB5-AK1353	0.021	
		Blue	ZB5-AK1363	0.021	
3 - spring return to centre		White	ZB5-AK1513	0.021	
		Green	ZB5-AK1533	0.021	
		Red	ZB5-AK1543	0.021	
		Yellow	ZB5-AK1553	0.021	
		Blue	ZB5-AK1563	0.021	
3 - spring return from right to centre		White	ZB5-AK1813	0.021	
		Green	ZB5-AK1833	0.021	
		Red	ZB5-AK1843	0.021	
		Yellow	ZB5-AK1853	0.021	
		Blue	ZB5-AK1863	0.021	
3 - spring return from left to centre		White	ZB5-AK1713	0.021	
		Green	ZB5-AK1733	0.021	
		Red	ZB5-AK1743	0.021	
		Yellow	ZB5-AK1753	0.021	
		Blue	ZB5-AK1763	0.021	

(1) NEMA type 13.

Protected
LED

Only for use with bodies comprising a light block with integral LED



2 - stay put



White

ZB5-AK1213

0.021

Green

ZB5-AK1233

0.021

Red

ZB5-AK1243

0.021

Yellow

ZB5-AK1253

0.021

Blue

ZB5-AK1263

0.021

2 - spring return from right to left



White

ZB5-AK1413

0.021

Green

ZB5-AK1433

0.021

Red

ZB5-AK1443

0.021

Yellow

ZB5-AK1453

0.021

Blue

ZB5-AK1463

0.021

3 - stay put



White

ZB5-AK1313

0.021

Green

ZB5-AK1333

0.021

Red

ZB5-AK1343

0.021

Yellow

ZB5-AK1353

0.021

Blue

ZB5-AK1363

0.021

3 - spring return to centre



White

ZB5-AK1513

0.021

Green

ZB5-AK1533

0.021

Red

ZB5-AK1543

0.021

Yellow

ZB5-AK1553

0.021

Blue

ZB5-AK1563

0.021

3 - spring return from right to centre



White

ZB5-AK1813

0.021

Green

ZB5-AK1833

0.021

Red

ZB5-AK1843

0.021

Yellow

ZB5-AK1853

0.021

Blue

ZB5-AK1863

0.021

3 - spring return from left to centre



White

ZB5-AK1713

0.021

Green

ZB5-AK1733

0.021

Red

ZB5-AK1743

0.021

Yellow

ZB5-AK1753

0.021

Blue

ZB5-AK1763

0.021

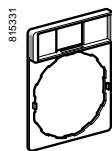
Control stations and enclosures

XAL control stations for Harmony® style 5
 Ø 22 control and signalling units with double insulated bezel
 Stations for user assembly : accessories

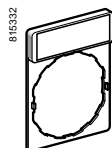
Standard (30 x 40 mm) legend holders for 8 x 27 mm legends

Description	Legend Colour	Marking	Sold in lots of	Unit reference	Weight kg
Without legend	–	–	10	ZBZ-32	0.001
With blank legend (for engraving)	Black or red background	–	10	ZBY-2101	0.002
	White or yellow background	–	10	ZBY-4101	0.002
With 8 x 27 mm international language marked legend	Black or red background	O (black background)	1	ZBY-2146	0.002
		O (red background)	1	ZBY-2931	0.002
		I	1	ZBY-2147	0.002
		II	1	ZBY-2148	0.002
		O-I	1	ZBY-2178	0.002
		I-II	1	ZBY-2179	0.002
		I-O-II	1	ZBY-2186	0.002
		AUTO	1	ZBY-2115	0.002
		STOP	1	ZBY-2304	0.002
With 8 x 27 mm English language marked legend	Black or red background (1)	AUTO-HAND	–	ZBY-2364	0.002
		AUTO-O-HAND	1	ZBY-2385	0.002
		CLOSE	–	ZBY-2314	0.002
		DOWN	1	ZBY-2308	0.002
		EMERGENCY STOP	1	ZBY-2330	0.002
		FAST	1	ZBY-2328	0.002
		FORWARD	1	ZBY-2305	0.002
		HAND	1	ZBY-2316	0.002
		HAND-OFF-AUTO	1	ZBY-2387	0.002
		INCH	1	ZBY-2321	0.002
		LEFT	1	ZBY-2310	0.002
		OFF	1	ZBY-2312	0.002
		OFF-ON	1	ZBY-2367	0.002
		ON	1	ZBY-2311	0.002
		OPEN	1	ZBY-2313	0.002
		POWER ON	1	ZBY-2326	0.002
		RESET (red background)	1	ZBY-2323	0.002
		RESET (black background)	1	ZBY-2322	0.002
		REVERSE	1	ZBY-2306	0.002
		RIGHT	1	ZBY-2309	0.002
		RUN	1	ZBY-2334	0.002
		SLOW	1	ZBY-2327	0.002
		START	1	ZBY-2303	0.002
		STOP-START	1	ZBY-2366	0.002
		UP	1	ZBY-2307	0.002

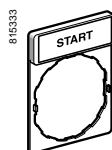
(1) "Start" functions : white letters on black background. "Stop" functions : white letters on red background (unless otherwise specified above).



ZBZ-32



ZBY-101



ZBY-2303

Control stations and enclosures

XAL control stations for Harmony® style 5

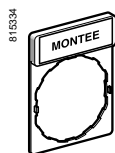
Ø 22 control and signalling units with double insulated bezel

Stations for user assembly : accessories

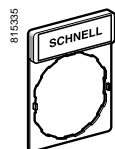
Standard (30 x 40 mm) legend holders for 8 x 27 mm legends (continued)

Description	Legend Colour	Marking	Reference	Weight kg		
With French language marked legend	Black or red background (1)	ARRET (red background)	ZBY-2104	0.002		
		ARRET (black background)	ZBY-0104	0.002		
		ARRET GENERAL	ZBY-2129	0.002		
		ARRET REARMEMENT	ZBY-2133	0.002		
		ARRET D'URGENCE	ZBY-2130	0.002		
		ARRET-MARCHE	ZBY-2166	0.002		
		ARRIERE	ZBY-2106	0.002		
		AUTO CYCLE-CYCLE	ZBY-2198	0.002		
		AUTO CYCLE-MAIN	ZBY-2199	0.002		
		AUTO-MAIN	ZBY-2164	0.002		
		AUTO-O-MAIN	ZBY-2185	0.002		
		AVANT	ZBY-2105	0.002		
		AVANT-O-ARRIERE	ZBY-2184	0.002		
		C-P-C-NORMAL	ZBY-2165	0.002		
		CYCLE-MAIN	ZBY-2197	0.002		
		DECLENCHEMENT	ZBY-2132	0.002		
		DEFAULT (black background)	ZBY-2134	0.002		
		DEFAULT (red background)	ZBY-2135	0.002		
		DEPART CYCLE	ZBY-2195	0.002		
		DESCENTE	ZBY-2108	0.002		
		DROITE	ZBY-2109	0.002		
		ENCLENCHEMENT	ZBY-2131	0.002		
		EN SERVICE	ZBY-2111	0.002		
		FERMETURE	ZBY-2114	0.002		
		GAUCHE	ZBY-2110	0.002		
		HORS SERVICE	ZBY-2112	0.002		
		HORS-EN	ZBY-2167	0.002		
		LENT	ZBY-2127	0.002		
		MAIN	ZBY-2116	0.002		
		MARCHE	ZBY-2103	0.002		
		MONTEE	ZBY-2107	0.002		
		OUVERTURE	ZBY-2113	0.002		
		PHASE / PHASE	ZBY-2196	0.002		
		REARMEMENT (red background)	ZBY-2123	0.002		
		REARMEMENT (black background)	ZBY-0123	0.002		
		SOUS TENSION	ZBY-2126	0.002		
		VITE	ZBY-2128	0.002		
		With German language marked legend	Black or red background (1)	AB	ZBY-2208	0.002
				AUF	ZBY-2207	0.002
				AUS	ZBY-2204	0.002
				AUS-EIN	ZBY-2266	0.002
				AUS-IN BETRIEB	ZBY-2267	0.002
				AUS-RUCKSTELLUNG	ZBY-2233	0.002
				AUSSCHALTEN	ZBY-2232	0.002
				AUTO-HAND	ZBY-2364	0.002
				AUTO-O-HAND	ZBY-2385	0.002
				AUTOZYKL-HAND	ZBY-2299	0.002
AUTOZYKL- 1 ZYKL	ZBY-2298			0.002		
C-P-C-NORMAL	ZBY-2265			0.002		
EIN	ZBY-2203			0.002		
EINSCHALTEN	ZBY-2231			0.002		
HAND	ZBY-2316			0.002		
LANGSAM	ZBY-2227			0.002		
LINKS	ZBY-2210			0.002		
NOT-AUS (red background)	ZBY-2230			0.002		
NOT-AUS (yellow background)	ZBY-22420001			0.002		
NOT-HALT	ZBY-2229			0.002		
ÖFFNEN	ZBY-2213			0.002		
RECHTS	ZBY-2209			0.002		
RUCKSTELLUNG	ZBY-2223			0.002		
SCHLIESSEN	ZBY-2214			0.002		
SCHNELL	ZBY-2228			0.002		
SPANNUNG EIN	ZBY-2226			0.002		
STEUERUNG AUS	ZBY-2212			0.002		
STEUERUNG EIN	ZBY-2211			0.002		
STORUNG (black background)	ZBY-2234			0.002		
STORUNG (red background)	ZBY-2235			0.002		
VOR	ZBY-2205			0.002		
VOR-O-ZURUCK	ZBY-2284			0.002		
ZURUCK	ZBY-2206			0.002		
ZYKLUS-HAND	ZBY-2297	0.002				
ZYRLUSSTART	ZBY-2295	0.002				

(1) "Start" functions : white letters on black background. "Stop" functions : white letters on red background (unless otherwise specified above).



ZBY-2303



ZBY-2228

Control stations and enclosures

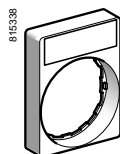
XAL control stations for Harmony® style 5
 Ø 22 control and signalling units with double insulated bezel
 Stations for user assembly : accessories

Flush mounting with bezel legend holders (30 x 40 mm) for 8 x 27 mm legends

Description	For use with	Colour	Sold in lots of	Unit reference	Weight kg
Without legend	Circular heads	–	10	ZBZ-34	0.003
	Square heads	–	10	ZBC-Z34	0.002
With blank legend	Circular heads	Black or red background	10	ZBY-2H101	0.002
		White or yellow background	10	ZBY-4H101	0.002
	Square heads	Black or red background	10	ZBC-Y2H101	0.004
		White or yellow background	10	ZBC-Y4H101	0.004



ZBZ-34



ZBY-4H101

Legends for engraving

Description	For use with	Colour	Sold in lots of	Unit reference	Weight mm
8 x 27	30 x 40 mm legend holders	Black or red background	10	ZBY-0101	0.001
		White or yellow background	10	ZBY-0102	0.001

Sheets of peel-off legends (with backing board and protective transparent cover)

Description	For use with	Sold in lots of	Unit reference	Weight kg
Sheet of 76 8 x 27 mm legends	30 x 40 mm legend holders ZBZ-32 and ZBZ-34	10	ZBY-4100	0.043

8 x 27 mm marked legends (for 30 x 40 mm legend holders ZBZ-32 and ZBZ-34)

Colour	Marking	Reference	Weight kg		
Black or red background (1)	International	O (black background)	ZBY-02146	0.001	
		O (red background)	ZBY-02931	0.001	
		I	ZBY-02147	0.001	
		II	ZBY-02148	0.001	
		O-I	ZBY-02178	0.001	
		I-II	ZBY-02179	0.001	
		I-O-II	ZBY-02186	0.001	
		AUTO	ZBY-02115	0.001	
		STOP	ZBY-02304	0.001	
		English	AUTO-HAND	ZBY-02364	0.001
			AUTO-O-HAND	ZBY-02385	0.001
CLOSE	ZBY-02314		0.001		
DOWN	ZBY-02308		0.001		
EMERGENCY STOP	ZBY-02330		0.001		
FAST	ZBY-02328		0.001		
FORWARD	ZBY-02305		0.001		
HAND	ZBY-02316		0.001		
HAND-OFF-AUTO	ZBY-02387		0.001		
INCH	ZBY-02321		0.001		
LEFT	ZBY-02310		0.001		
OFF	ZBY-02312		0.001		
OFF-ON	ZBY-02367		0.001		
ON	ZBY-02311		0.001		
OPEN	ZBY-02313		0.001		
POWER ON	ZBY-02326		0.001		
RESET (red background)	ZBY-02323		0.001		
RESET (black background)	ZBY-02322		0.001		
REVERSE	ZBY-02306		0.001		
RIGHT	ZBY-02309		0.001		
RUN	ZBY-02334		0.001		
SLOW	ZBY-02327		0.001		
START	ZBY-02303		0.001		
STOP-START	ZBY-02366		0.001		
UP	ZBY-02307		0.001		

(1) "Start" functions : white letters on black background. "Stop" functions : white letters on red background (unless otherwise specified above).



ZBY-02178



ZBY-02303

Control stations and enclosures

XAL control stations for Harmony® style 5

Ø 22 control and signalling units with double insulated bezel

Stations for user assembly : accessories

8 x 27 mm marked legends (for 30 x 40 mm legend holders ZBZ-32 and ZBZ-34) (continued)

Colour	Marking	Reference	Weight kg	
Black or red background (1)	French	ARRET (red background)	ZBY-02104	0.001
		ARRET (black background)	ZBY-00104	0.001
		ARRET GENERAL	ZBY-02129	0.001
		ARRET REARMEMENT	ZBY-02133	0.001
		ARRET D'URGENCE	ZBY-02130	0.001
		ARRET-MARCHE	ZBY-02166	0.001
		ARRIERE	ZBY-02106	0.001
		AUTO CYCLE-CYCLE	ZBY-02198	0.001
		AUTO CYCLE-MAIN	ZBY-02199	0.001
		AUTO-MAIN	ZBY-02164	0.001
		AUTO-O-MAIN	ZBY-02185	0.001
		AVANT	ZBY-02105	0.001
		AVANT-O-ARRIERE	ZBY-02184	0.001
		C-P-C-NORMAL	ZBY-02165	0.001
		CYCLE-MAIN	ZBY-02197	0.001
		DECLENCHEMENT	ZBY-02132	0.001
		DEFAULT (black background)	ZBY-02134	0.001
		DEFAULT (red background)	ZBY-02135	0.001
		DEPART CYCLE	ZBY-02195	0.001
		DESCENTE	ZBY-02108	0.001
		DROITE	ZBY-02109	0.001
		ENCLENCHEMENT	ZBY-02131	0.001
		EN SERVICE	ZBY-02111	0.001
		FERMETURE	ZBY-02114	0.001
		GAUCHE	ZBY-02110	0.001
		HORS SERVICE	ZBY-02112	0.001
		HORS-EN	ZBY-02167	0.001
		LENT	ZBY-02127	0.001
		MAIN	ZBY-02116	0.001
		MARCHE	ZBY-02103	0.001
		MONTEE	ZBY-02107	0.001
		OUVERTURE	ZBY-02113	0.001
		PHASE / PHASE	ZBY-02196	0.001
		REARMEMENT (red background)	ZBY-02123	0.001
		REARMEMENT (black b/ground)	ZBY-00123	0.001
SOUS TENSION	ZBY-02126	0.001		
VITE	ZBY-02128	0.001		
	German	AB	ZBY-02208	0.001
		AUF	ZBY-02207	0.001
		AUS	ZBY-02204	0.001
		AUS-EIN	ZBY-02266	0.001
		AUS-IN BETRIEB	ZBY-02267	0.001
		AUS-RUCKSTELLUNG	ZBY-02233	0.001
		AUSSCHALLEN	ZBY-02232	0.001
		AUTO-HAND	ZBY-02364	0.001
		AUTO-O-HAND	ZBY-02385	0.001
		AUTOZYKL-HAND	ZBY-02299	0.001
		AUTOZYKL- 1 ZYKL	ZBY-02298	0.001
		C-P-C-NORMAL	ZBY-02265	0.001
		EIN	ZBY-02203	0.001
		EINSCHALTEN	ZBY-02231	0.001
		HAND	ZBY-02316	0.001
		LANGSAM	ZBY-02227	0.001
		LINKS	ZBY-02210	0.001
		NOT-AUS (red background)	ZBY-02230	0.001
		NOT-AUS (yellow background)	ZBY-022420001	0.001
		NOT-HALT	ZBY-02229	0.001
		ÖFFNEN	ZBY-02213	0.001
		RECHTS	ZBY-02209	0.001
		RUCKSTELLUNG	ZBY-02223	0.001
		SCHLIESSEN	ZBY-02214	0.001
		SCHNELL	ZBY-02228	0.001
		SPANNUNG EIN	ZBY-02226	0.001
		STEUERUNG AUS	ZBY-02212	0.001
		STEUERUNG EIN	ZBY-02211	0.001
		STORUNG (black background)	ZBY-02234	0.001
		STORUNG (red background)	ZBY-02235	0.001
		VOR	ZBY-02205	0.001
		VOR-O-ZURUCK	ZBY-02284	0.001
		ZURUCK	ZBY-02206	0.001
		ZYKLUS-HAND	ZBY-02297	0.001
		ZYRLUSSTART	ZBY-02295	0.001

(1) "Start" functions : white letters on black background. "Stop" functions : white letters on red background (unless otherwise specified above).

Control stations and enclosures

XAL control stations for Harmony® style 5
 Ø 22 control and signalling units with double insulated bezel
 Stations for user assembly : accessories

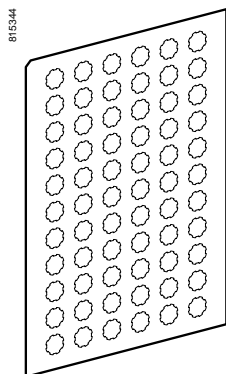
Strips of legends for pushbuttons, switches and pilot lights XB5-A

Description	Marking	Sold in lots of	Unit reference	Weight kg	
Strips of 66 circular peel-off transparent self-adhesive legends	Without	10	ZBY-1101	0.017	
	International	O	10	ZBY-1146	0.017
		I	10	ZBY-1147	0.017
		II	10	ZBY-1148	0.017
		III	10	ZBY-1149	0.017
		AUTO	10	ZBY-1115	0.017
		STOP	10	ZBY-1304	0.017
		↑	10	ZBY-1912	0.017
	English	HAND	10	ZBY-1316	0.017
		OFF	10	ZBY-1312	0.017
		ON	10	ZBY-1311	0.017
		START	10	ZBY-1303	0.017
	French	ARRET	10	ZBY-1104	0.017
		ARRIERE	10	ZBY-1106	0.017
		AVANT	10	ZBY-1105	0.017
		DESCENTE	10	ZBY-1108	0.017
		MAIN	10	ZBY-1116	0.017
		MARCHE	10	ZBY-1103	0.017
	German	MONTEE	10	ZBY-1107	0.017
AB		10	ZBY-1208	0.017	
AUF		10	ZBY-1207	0.017	
AUS		10	ZBY-1204	0.017	
	EIN	10	ZBY-1203	0.017	

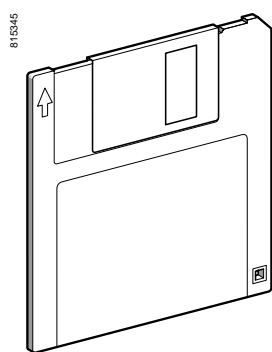
Strip of 66 square peel-off transparent self-adhesive legends	Without	10	ZBC-Y1101	0.017
----------------------------------------------------------------------	---------	----	------------------	-------

SIS labelling software (for legends ZBY-001)

Legend design (English version)	1	XBY-1EN	0.060
Legend design (French version)	1	XBY-1FR	0.060
Legend design (German version)	1	XBY-1GE	0.060



ZBY-1●●●



XBY-1●●

Control stations and enclosures

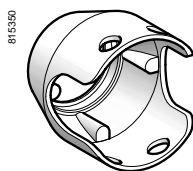
XAL control stations for Harmony® style 5

Ø 22 control and signalling units with double insulated bezel

Stations for user assembly : accessories

Metal guards (3)

Description	For use with	Colour	Sold in lots of	Unit reference	Weight kg
Padlockable	Ø 40 mm Emergency stop and mushroom head push-buttons (standard or trigger action)	Chromium plated	1	ZBZ-1600	0.046
		Black	1	ZBZ-1602	0.046
		Red	1	ZBZ-1604	0.046
		Yellow	1	ZBZ-1605	0.046
		Blue	1	ZBZ-1606	0.046



ZBZ-160●

Pushbutton caps - unmarked

For use with	Cap Type	Colour	Sold in lots of	Unit reference	Weight kg
ZB5-AA circular pushbutton heads supplied without cap	Flush	White	10	ZBA-1	0.001
		Black	10	ZBA-2	0.001
		Green	10	ZBA-3	0.001
		Red	10	ZBA-4	0.001
		Yellow	10	ZBA-5	0.001
		Blue	10	ZBA-6	0.001
		6 colours (1)	1	ZBA-9	0.006
	Projecting	White	10	ZBL-1	0.001
		Black	10	ZBL-2	0.001
		Green	10	ZBL-3	0.001
		Red	10	ZBL-4	0.001
		Yellow	10	ZBL-5	0.001
		Blue	10	ZBL-6	0.001
	6 colours (1)	1	ZBL-9	0.006	



ZBA-●



ZBL-●

Pushbutton caps - marked (2) (Sold in lots of 10)

For use with	Type of push	Marking		Colour of cap	Unit reference	Weight kg
		Text	Colour			
ZB5-AA circular pushbutton heads supplied without cap	Flush	I	White	Green	ZBA-331	0.001
			Black	White	ZBA-131	0.001
		II	White	Green	ZBA-336	0.001
			Black	White	ZBA-136	0.001
		III	White	Green	ZBA-337	0.001
			Black	White	ZBA-137	0.001
		IV	White	Green	ZBA-338	0.001
			Black	White	ZBA-138	0.001
		START	White	Green	ZBA-333	0.001
			Black	White	ZBA-133	0.001
		ON	White	Green	ZBA-341	0.001
			Black	White	ZBA-141	0.001
		MARCHE	White	Green	ZBA-342	0.001
			Black	White	ZBA-142	0.001
		Ⓢ	White	Black	ZBA-245	0.001
			Black	White	ZBA-145	0.001
		UP	Black	White	ZBA-343	0.001
		DOWN	White	Black	ZBA-344	0.001
		↑	White	Black	ZBA-335	0.001
			Black	White	ZBA-334	0.001
		O	White	Red	ZBA-432	0.001
			Black	Black	ZBA-232	0.001
		ARRET	White	Red	ZBA-433	0.001
			Black	Black	ZBA-233	0.001
		STOP	White	Red	ZBA-434	0.001
			Black	Black	ZBA-234	0.001
		OFF	White	Red	ZBA-435	0.001
			Black	Black	ZBA-235	0.001
		⚠	White	Green	ZBA-346	0.001
			R	White	Blue	ZBA-639

(1) Set of 6 coloured caps : white, black, green, red, yellow, blue.

(2) Cap can be clipped-in at 90° steps throughout 360°.

(3) These guards can be used in conjunction with a legend holder, but only those for mounting directly beneath the head. See page 36032/7.

Control stations and enclosures

XAL control stations for Harmony® style 5
 Ø 22 control and signalling units with double insulated bezel
 Stations for user assembly : accessories

801578



ZB2-BP01●

815364



ZBV-01●3

Colour caps

For use with	Colour	Sold in lots of	Unit reference	Weight kg
Colour caps (can be replaced without dismantling the heads)	Black	10	ZB2-BP012	0.003
	Green	10	ZB2-BP013	0.003
	Red	10	ZB2-BP014	0.003
	Yellow	10	ZB2-BP015	0.003
	Blue	10	ZB2-BP016	0.003

Lens caps

Circular lens caps for light sources with integral LED

Pilot lights	White	10	ZBV-0113	0.002
	Green	10	ZBV-0133	0.002
	Red	10	ZBV-0143	0.002
	Yellow	10	ZBV-0153	0.002
	Blue	10	ZBV-0163	0.002
	5 different colourgrooved lenses (1)	1	ZBV-0103S	0.010
Illuminated pushbuttons with flush push	White	10	ZBW-9113	0.002
	Green	10	ZBW-9133	0.002
	Red	10	ZBW-9143	0.002
	Yellow	10	ZBW-9153	0.002
	Blue	10	ZBW-9163	0.002
Illuminated pushbuttons with projecting push	White	10	ZBW-9313	0.002
	Green	10	ZBW-9333	0.002
	Red	10	ZBW-9343	0.002
	Yellow	10	ZBW-9353	0.002
	Blue	10	ZBW-9363	0.002

Square lens caps for light sources with integral LED

Pilot lights	White	10	ZBC-V0113	0.002
	Green	10	ZBC-V0133	0.002
	Red	10	ZBC-V0143	0.002
	Yellow	10	ZBC-V0153	0.002
	Blue	10	ZBC-V0163	0.002
Illuminated pushbuttons with flush push	White	10	ZBC-W9113	0.002
	Green	10	ZBC-W9133	0.002
	Red	10	ZBC-W9143	0.002
	Yellow	10	ZBC-W9153	0.002
	Blue	10	ZBC-W9163	0.002
Illuminated pushbuttons with projecting push	White	10	ZBC-W9313	0.002
	Green	10	ZBC-W9333	0.002
	Red	10	ZBC-W9343	0.002
	Yellow	10	ZBC-W9353	0.002
	Blue	10	ZBC-W9363	0.002

Replacement keys for Emergency stop key release heads and key switches

Description	Key number	Reference	Weight kg
Set of 2 keys	455	ZBG-455	0.013
	421E	ZBG-421E	0.014
	458A	ZBG-458A	0.014
	520E	ZBG-520E	0.014
	3131A	ZBG-3131A	0.014
	4A185	ZBD-A185	0.014
	LU1	ZBD-LU1	0.014
	LU2	ZBD-LU2	0.014
	LU3	ZBD-LU3	0.014
	LU4	ZBD-LU4	0.014
	LU5	ZBD-LU5	0.014
	LU6	ZBD-LU6	0.014
	LU7	ZBD-LU7	0.014
	LU8	ZBD-LU8	0.014
	LU9	ZBD-LU9	0.014
	LU10	ZBD-LU10	0.014
	LU11	ZBD-LU11	0.014
	LU12	ZBD-LU12	0.014
	LU13	ZBD-LU13	0.014
	LU14	ZBD-LU14	0.014
8D1	ZBD-8D1	0.014	

(1) Clear, green, red, yellow, blue.

General : pages 36030/2 and 36030/3 Characteristics : pages 36031/2 and 36031/3 Dimensions : pages 36033/2 and 36033/3