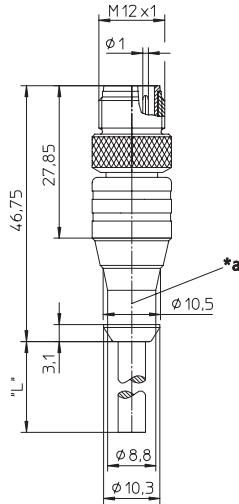


### RST

Aktor-/Sensor-Anschlussleitung, M12-Stecker mit selbstsicherndem Schraubverschluss und angespritztem Kabel

Actuator/sensor cordset, single-ended, M12 male connector with self-locking threaded joint and molded cable

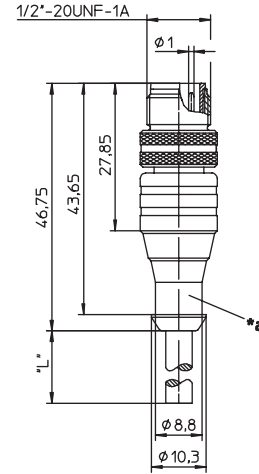


\*a Schutzschlauchmontage  
hose mounting

### RST 3U

Aktor-/Sensor-Anschlussleitung, 1/2" UNF-Stecker, U-codiert, mit selbstsicherndem Schraubverschluss und angespritztem Kabel

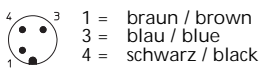
Actuator/sensor cordset, single-ended, 1/2" UNF male connector, U coding, with self-locking threaded joint and molded cable



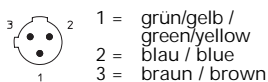
\*a Schutzschlauchmontage  
hose mounting

### Pinbelegung Pin assignment

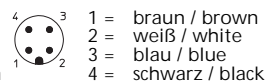
#### 3-polig 3 poles



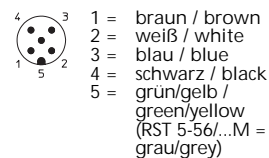
#### 3-polig U-codiert 3 poles U coding



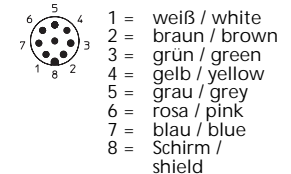
#### 4-polig 4 poles



#### 5-polig 5 poles



#### 8-polig 8 poles











































Kontakt 1 voreilend /  
Contact 1 leading

Kontakt 5 voreilend /  
Contact 5 leading

## Anschlussleitungen für Aktoren, Sensoren und Verteiler Cordsets, single-ended, for actuators, sensors and distribution boxes

<b>Technische Daten</b>	
Umgebungstemperatur	-25°C / +80°C
<b>Werkstoffe</b>	
Gehäuse / Griffkörper	TPU
Kontaktträger	TPU
Kontakt	RST: CuSn, unternickelt und 0,3 µm vergoldet RST 3U: CuZn, unternickelt und 0,8 µm vergoldet
Gewindebuchse / Rändelschraube/-mutter / Sechskantschraube/-mutter / Hülse	CuZn, vernickelt
<b>Mechanische Daten</b>	
Schutzart	IP 67 Nur im verschraubten Zustand mit den dazugehörigen Gegenstücken.
<b>Elektrische Daten</b>	
Durchgangswiderstand	≤ 5 mΩ
Nennstrom bei 40°C	3- bis 5-polig 4 A 8-polig 2 A
Nennspannung	3- bis 4-polig 240 V 5-polig 60 V 8-polig 30 V
Bemessungsspannung	3- bis 4-polig 250 V 5-polig 63 V 8-polig 36 V
Prüfspannung	3- bis 4-polig 2,0 kV eff. / 60 s 5- bis 8-polig 1,5 kV eff. / 60 s
Isolationswiderstand	> 10 <sup>9</sup> Ω
Verschmutzungsgrad	3

<b>Technical data</b>	
Operating temperature range	-25°C / +80°C
<b>Materials</b>	
Housing / Molded body	TPU
Insert	TPU
Contact	RST: CuSn, pre-nickeled and 0.3 microns gold-plated RST 3U: CuZn, pre-nickeled and 0.8 microns gold-plated
Receptacle shell / knurled screw/nut / hexagon screw/nut / sleeve	CuZn, nickel-plated
<b>Mechanical data</b>	
Degree of protection	IP 67 Only in locked position with its proper counterparts.
<b>Electrical data</b>	
Contact resistance	≤ 5 mΩ
Nominal current at 40°C	3–5 poles 4 A 8 poles 2 A
Nominal voltage	3–4 poles 240 V 5 poles 60 V 8 poles 30 V
Rated voltage	3–4 poles 250 V 5 poles 63 V 8 poles 36 V
Test voltage	3–4 poles 2.0 kV eff. / 60 s 5–8 poles 1.5 kV eff. / 60 s
Insulation resistance	> 10 <sup>9</sup> Ω
Pollution degree	3

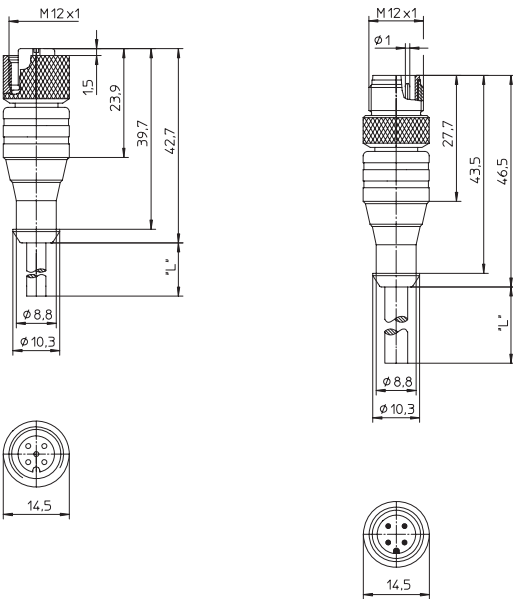
Bestellbezeichnung Designation	Polzahl Poles	Mantel Outer jacket	
RST 3-06/... M		PVC	 
RST 3-224/... M	3	PUR halogenfrei / halogen free	   
RST 3-260/... M		PUR halogenfrei / halogen free schweißfunkenfest / welding spark proof	    
RST 3U-226/5 M	3U	PUR halogenfrei / halogen free	   
RST 4-07/... M		PVC	 
RST 4-225/... M	4	PUR halogenfrei / halogen free	   
RST 4-251/... M		PUR halogenfrei / halogen free schweißfunkenfest / welding spark proof	    
RST 5-56/... M		PVC	 
RST 5-228/... M	5	PUR halogenfrei / halogen free	   
RST 5-259/... M		PUR halogenfrei / halogen free schweißfunkenfest / welding spark proof	   
RST 8-282/... M	8	PUR halogenfrei / halogen free	   

Standardlängen: 2 M / 5 M / 10 M  
Andere Kabellängen oder Leitungsaufbauten auf Anfrage.

Standard lengths: 2 M / 5 M / 10 M  
Other cable lengths or cable specifications on request.

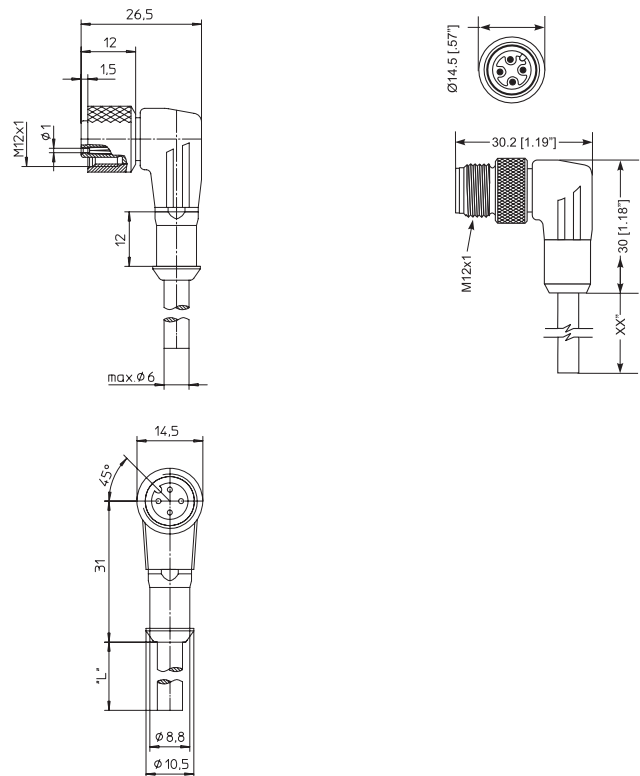
**RKT / RST** 3-, 4-, 5- 6- and 12-Pole

Micro (M12), Single Ended Cordset, Female and Male Straight, 3-, 4-, 5-, 6-, 8-, and 12-pole, 24, 22 and 20 AWG, Halogen Free Lumflex black PUR cable, EURO DC Color Code, IP 67 and NEMA 6P rated.



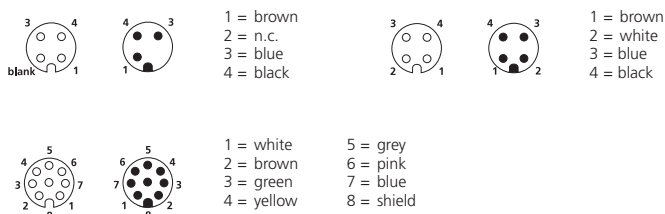
**RKWT / RSWT** 3-, 4-, 5- 6- and 12-Pole

Micro (M12), Single Ended Cordset, Right Angle Female and Male, 3-, 4-, 5-, 6-, 8-, and 12-pole, 24, 22 and 20 AWG, Halogen-Free Lumflex black PUR cable, EURO DC Color Code, IP 67 and NEMA 6P rated.

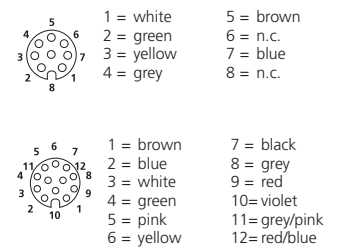


**Pin Assignment**

**Micro (M12) Female / Male**



**Micro (M12) Female**



**PUR**

halogen-free




















**Euro DC Color Code**

UL Type: AWM style 21198 or 20549

Gauge: 26 / 24 / 22 / 20

Cable Specifications				
Cable Number	Outer Jacket	Conductor Size	Color	Outside Diameter
224	PUR, halogen-free	22 AWG	Black	.169" (4.3 mm)
225	PUR, halogen-free	22 AWG	Black	.185" (4.7 mm)
228	PUR, halogen-free	20 AWG	Black	.213" (5.4 mm)
282	PUR, halogen-free	24 AWG	Black	.236" (6.0 mm)
337	PUR, halogen-free	22 AWG	Black	.236" (6.0 mm)
348	PUR, halogen-free	10 x 26 AWG 2 x 24 AWG	Black	.236" (6.0 mm)

Mating Receptacles			
Part Number	Male Receptacle	Part Number	Female Receptacle
RKT 4-3-224/...M RKWT 4-3-224/...M	RSF 3/0.5 M	RST 3-224/...M RSWT 3-224/...M	RKF 4-3/0.5 M
RKT 4-225/...M RKWT 4-225/...M	RSF 4/0.5 M	RST 4-225/...M RSWT 4-225/...M	RKF 4/0.5 M
RKT 5-228/...M RKWT 5-228/...M	RSF 5/0.5 M	RST 5-228/...M	RKF 5/0.5 M
RKT 8-282/...M RKWT 8-282/...M	RSF 8/0.5M	RST 8-282/...M	RKF 8/0.5 M

Part Number	Female Straight	Male Straight	Female Right Angle	Male Right Angle	Poles	
RKT 4-3-224/...M	RST 3-224/...M	RKWT 4-3-224/...M	RSWT 3-224/...M	3	   	
RKT 4-225/...M	RST 4-225/...M	RKWT 4-225/...M	RSWT 4-225/...M	4	   	
RKT 5-228/...M	RST 5-228/...M	RKWT 5-228/...M		5	   	
RKT 8-6-337/...M		RKWT 8-6-337/...M		6	  	
RKT 8-282/...M	RST 8-282/...M	RKWT 8-282/...M		8	  	
RKT 12-348/...M		RKWT 12-348/...M		12		

Standard cable lengths: 2 M / 5 M / 10 M  
Other cable lengths or cable specifications on request.

**Technical Data**

Degree of protection

IP 67 / NEMA 6P

Operating temperature range

-25°C (-13°F) / +80°C (+176°F)

**Mechanical**

Insert

TPU, self-extinguishing

Molded body

TPU, self-extinguishing

Contact

Brass, pre-nickel and 0.3 microns gold-plated

Coupling nut

Brass, nickel-plated

O-ring

FKM

**Electrical**

Contact resistance

≤5mΩ

Voltage rating

3-4 poles: 240 V

5 poles: 60 V

6-12 poles: 30 V

Current rating

3-5 poles: 4 A

6-8 poles: 2 A

12 poles: 1.5A

Mini

Micro (M12)

Micro (1/2"-20)

Pico (M8)

Din Valve Connectors

References