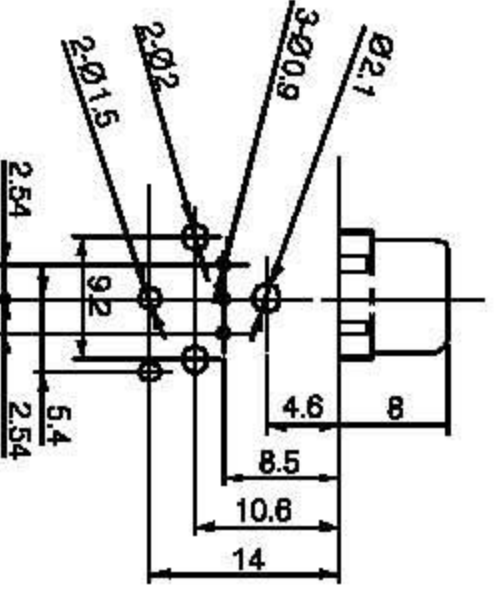
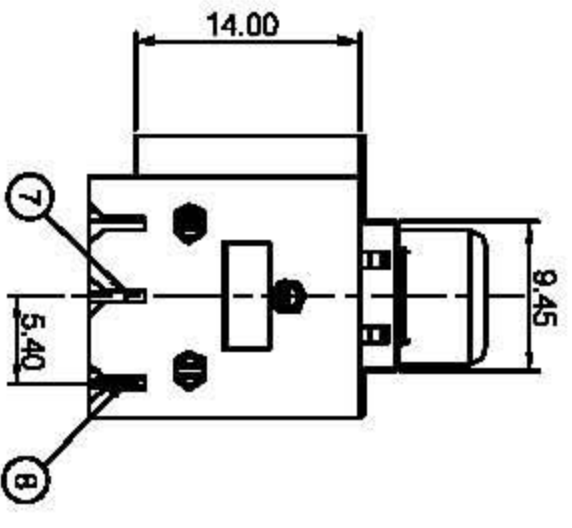
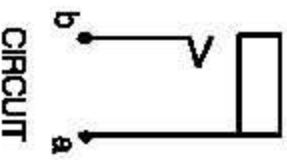


NO	DESCRIPTION	QTY	MATERIAL
1	BODY	1	ABS 94-V0
2	INNER COVER	1	NYLON PA66
3	COVER	1	NYLON PA66
4	RECEIVE (IC)	1	IC TERMINAL SPCC
5	AXIS WASHER	1	ABS-PA-77/D
6	IRON SHELL	1	T=0.4 SPCE
7	NO:1 PIN	1	T=0.5 C2680R-H
8	NO:2 PIN	1	T=0.4 C2680R-H
9	IRON SHELL COVER	1	T=0.2 C2680R-H
10	SPRING	1	Ø0.25 SWPA



PCB LAYOUT  
TOLERANCE ±0.1

RECEIVER	
VCC	①
GND	②
VOUT	③



RCA PIN JACK	
a	GND
b	VIN FOR JACK

DIMENSIONS IN MILLIMETERS UNLESS OTHERWISE STATED. WORK TO DIMENSIONS. 3RD ANGLE PROJECTION.

SCALE N.T.S.

ISS	AMEND	DATE
1	1st DRAWN	11/02/11

**ROHS COMPLIANT**

**Tolerance**  
NO DEC. PLACE ±0.3  
1 DEC. PLACE ±0.3  
2 DEC. PLACE ±0.3  
DIA. HOLES ±0.3  
ANGLES ±1/2°  
UNLESS OTHERWISE STATED

**CLIFF**

MATERIAL: COMPOSITE  
FINISH: AS MOULDED  
DRAWN: PCJ

APPD.: PCS