



Coil Data

| | |
|-----------------|-----------------------------|
| Nominal voltage | : 12, 24V dc. |
| Nominal voltage | : Refer to coil data chart. |
| Operate voltage | : Refer to coil data chart. |
| Release voltage | : Refer to coil data chart. |
| Nominal power | : 200mW, 450mW. |

Contact Data

| | |
|----------------------------|---|
| Contact form | : 1 form A, 1 form C. |
| Contact material | : AgAlloy. |
| Contact rating | : 1A: 10A 125V ac, 5A 250V ac / 30V dc (Standard). : 1C : NO / NC : 5A / 3A 250V ac / 30V dc (Standard). |
| Maximum switching voltage | : 250V ac, 300V dc. |
| Maximum switching current | : 10A. |
| Maximum switching power | : 1,250VA, 150W. |
| Minimum switching load | : 5V dc, 100mA. |
| Maximum contact resistance | : 100mΩ (6V dc 1A). |

Life

| | |
|------------|--------------------------|
| Electrical | : 100,000 operations. |
| Mechanical | : 10,000,000 operations. |

General Data

| | |
|-------------------------------|--|
| Minimum insulation resistance | : 1,000MΩ 500V dc. |
| Dielectric strength | : 1,000V ac, 1 min between open contacts : A : 3,500V ac, 1 min between coil and contacts. : C : 2,500V ac, 1 min between coil and contacts. |
| Maximum operate time | : 8ms. |
| Maximum release time | : 5ms. |
| Operate temperature | : -40 to +70°C. |

Shock Resistance

| | |
|--------------|---------------------------|
| Endurance | : 1,000m/s ² . |
| Misoperation | : 100m/s ² . |

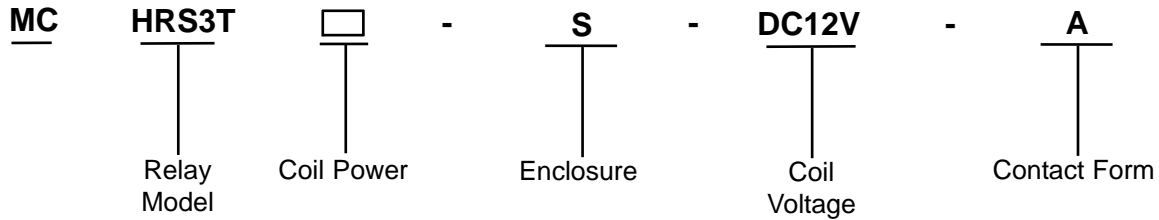
Vibration Resistance

| | |
|--------------|---------------------------------------|
| Endurance | : 10 to 55Hz, 1.5mm double amplitude. |
| Misoperation | : 10 to 55Hz, 1.5mm double amplitude. |
| Humidity | : 35% to 95%RH, +40°C. |

Power Relays



Order Code

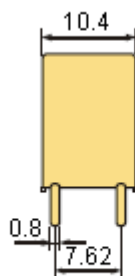
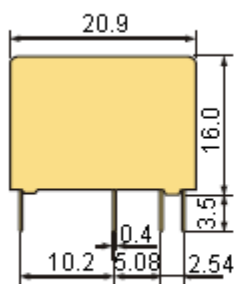


- Coil Power** : Nil = Standard (450mW).
- Enclosure** : S = Plastic Sealed Type.
- Coil Voltage** : 12 = DC12V and 24 = DC24V.
- Contact Form** : A = 1 Form A, C = 1 Form C.

Coil Data Chart 20°C

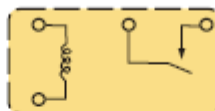
| Description | Nominal Voltage V dc | Coil Resistance $\Omega \pm 10\%$ | Operate Voltage $\leq V$ dc | Release Voltage $\geq V$ dc | Coil Power mW | Part Number |
|---------------------------------|----------------------|-----------------------------------|-----------------------------|-----------------------------|---------------|-------------------|
| Relay, Power, SPDT, 12V dc coil | 12 | 320 | 9 | 1.2 | 450 | MCHRS3T-S-DC12V-C |
| Relay, Power, SPST, 12V dc coil | | | | | | MCHRS3T-S-DC12V-A |
| Relay, Power, SPDT, 24V dc coil | 24 | 1280 | 18 | 2.4 | | MCHRS3T-S-DC24V-C |
| Relay, Power, SPST, 24V dc coil | | | | | | MCHRS3T-S-DC24V-A |

Dimensions



Wiring Diagrams

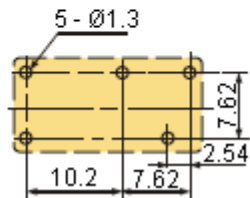
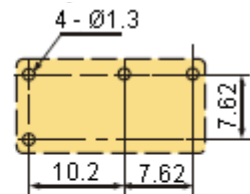
1A



1C



Mounting Hole Layout

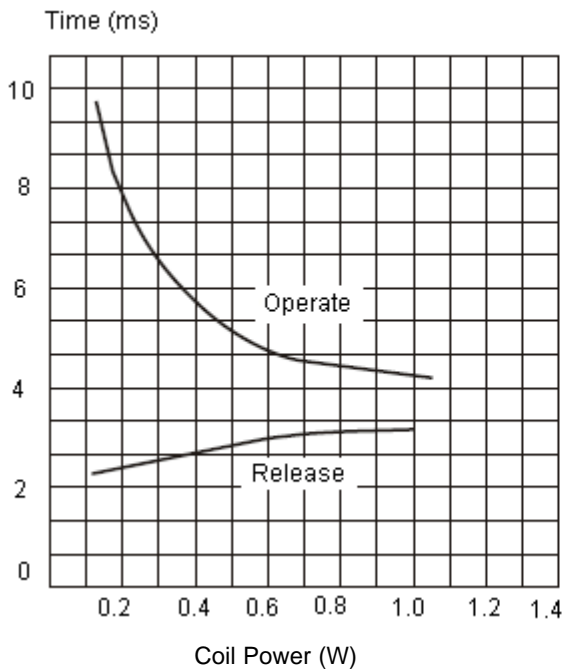


Dimensions : Millimetres

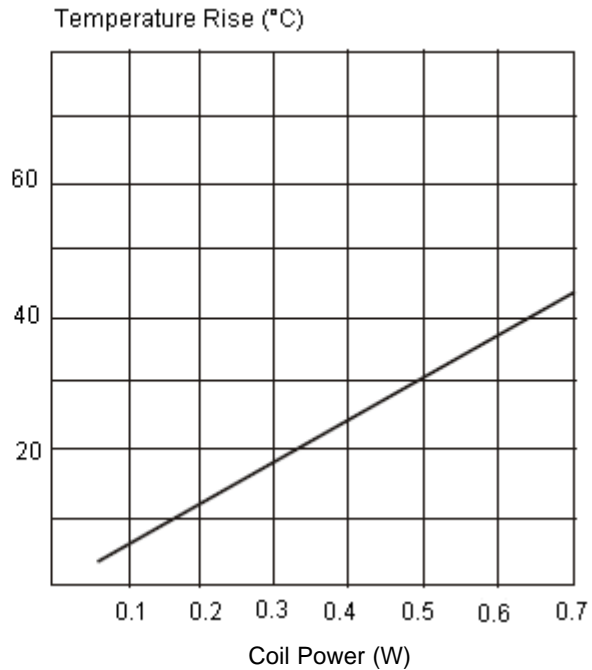


Characteristic Chart Data

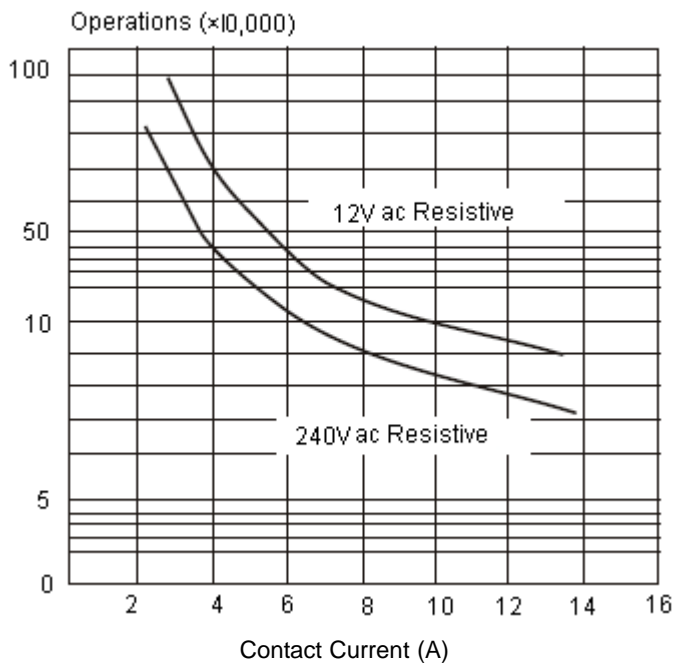
Timing



Coil Temperature rise



Life Curves



Important Notice : This data sheet and its contents (the "Information") belong to the members of the Premier Farnell group of companies (the "Group") or are licensed to it. No licence is granted for the use of it other than for information purposes in connection with the products to which it relates. No licence of any intellectual property rights is granted. The Information is subject to change without notice and replaces all data sheets previously supplied. The Information supplied is believed to be accurate but the Group assumes no responsibility for its accuracy or completeness, any error in or omission from it or for any use made of it. Users of this data sheet should check for themselves the Information and the suitability of the products for their purpose and not make any assumptions based on information included or omitted. Liability for loss or damage resulting from any reliance on the Information or use of it (including liability resulting from negligence or where the Group was aware of the possibility of such loss or damage arising) is excluded. This will not operate to limit or restrict the Group's liability for death or personal injury resulting from its negligence. Multicomp is the registered trademark of the Group. © Premier Farnell plc 2011.