


## Multilayer Varistor for ESD pulse [2 Array Type for high speed signal lines]

Series : **EZJZS**



### ■ Features

- Excellent ESD suppression due to advanced material technology
- Meets IEC61000-4-2, Level 4 standard
- Can replace 2 Zener Diodes and 1 Capacitor
- 2 Array per package for multiple lines
- Ultra low capacitance for high speed signal lines
- Ideal usage for USB 2.0, IEEE1394, and HDMI high speed data busses

RoHS compliant

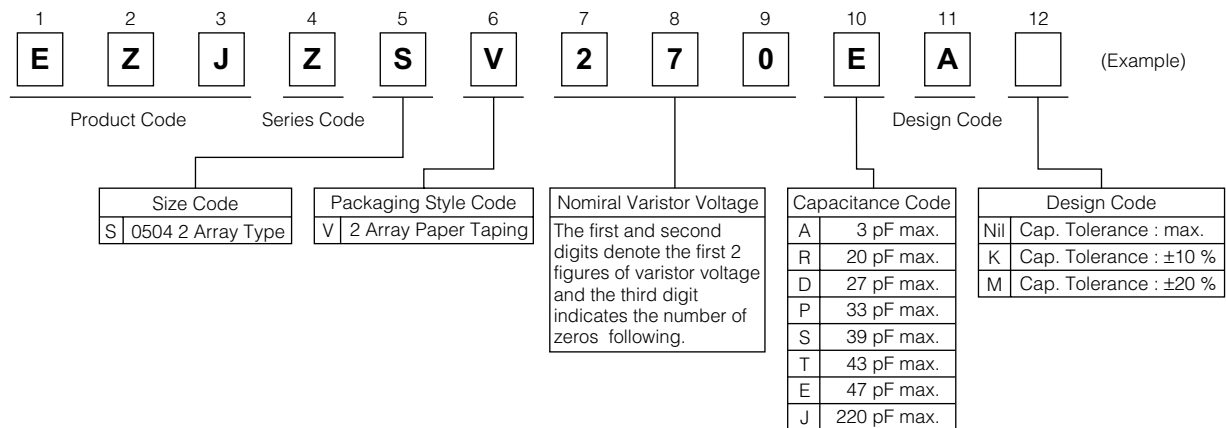
### ■ Handling Precautions

Please see pages 291 to 296

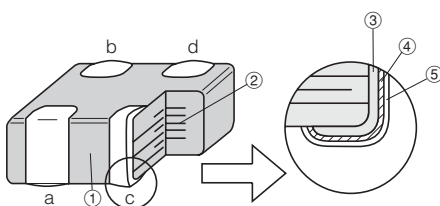
### ■ Packaging Methods

Please see pages 290, 360

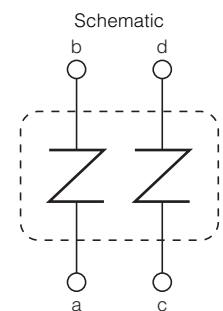
### ■ Explanation of Part Numbers



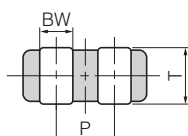
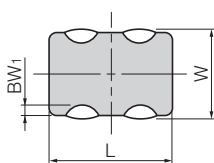
### ■ Construction



No.	Name
①	Semiconductive Ceramics
②	Internal electrode
③	Substrate electrode
④	Terminal electrode
⑤	External electrode



### ■ Dimensions in mm (not to scale)



Size(inch)	L	W	T	BW	BW <sub>1</sub>	P
0504 (2 Array)	1.37±0.15	1.0±0.1	0.60 <sup>+0.06</sup> <sub>-0.10</sub>	0.36±0.10	0.2±0.1	0.64±0.10

Design and specifications are each subject to change without notice. Ask factory for the current technical specifications before purchase and/or use. Should a safety concern arise regarding this product, please be sure to contact us immediately.

## ■ Ratings and Characteristics

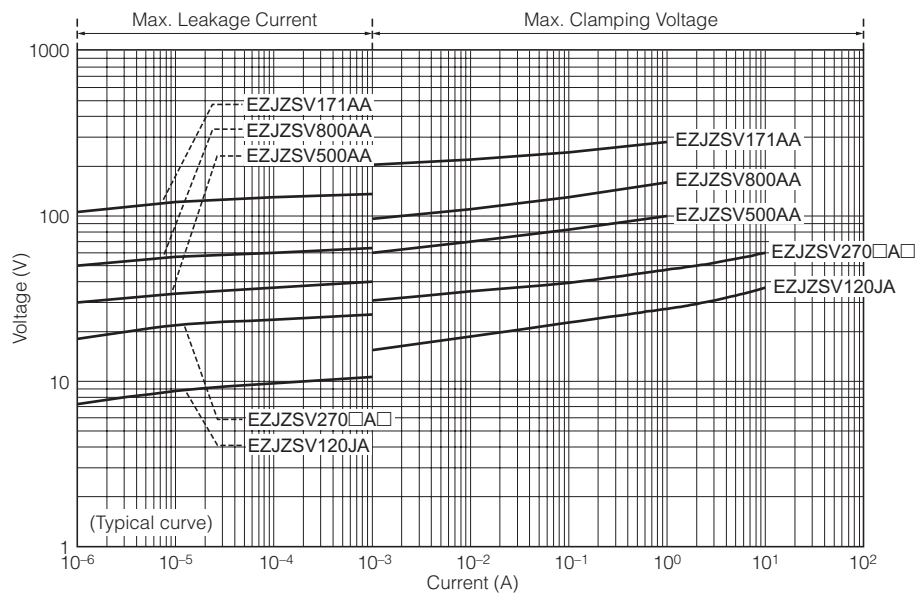
Size	Part No.	Maximum allowable voltage DC (V)	Nominal varistor voltage at 1mA (V)	Capacitance (pF)		Maximum peak current at 8/20 $\mu$ s, 2times (A)	Maximum ESD IEC61000-4-2
				at 1MHz	at 1kHz		
0504 (2 Array)	EZJZSV120JA	6.7	12	220 max. [150 typ.]	175 typ.	5	Contact discharge 8 kV
	EZJZSV270EA	16	27	47 max. [ 33 typ.]	37 typ.	5	
	EZJZSV270RA	16	27	20 max. [ 15 typ.]	16.5 typ.	3	
	EZJZSV270DA□	16	27	27 $\pm$ 10 %/ $\pm$ 20 %	30 typ.	5	
	EZJZSV270PA□	16	27	33 $\pm$ 10 %/ $\pm$ 20 %	37 typ.	5	
	EZJZSV270SA□	16	27	39 $\pm$ 10 %/ $\pm$ 20 %	43 typ.	5	
	EZJZSV270TA□	16	27	43 $\pm$ 10 %/ $\pm$ 20 %	47 typ.	5	
	EZJZSV270EA□	16	27	47 $\pm$ 10 %/ $\pm$ 20 %	52 typ.	5	
	EZJZSV500AA	5	50	3 max. [ 2.1 typ.]	—	—	
	EZJZSV800AA	18	80	3 max. [ 2.1 typ.]	—	—	
EZJZSV171AA	18	170	3 max. [ 2.1 typ.]	—	—		

● Operating Temperature Range: -40 to 85 °C

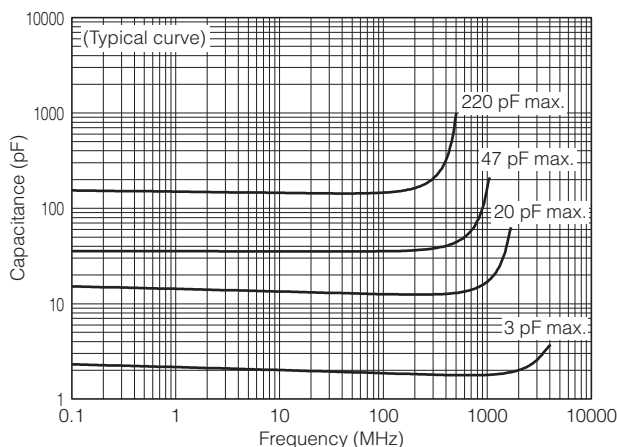
\* □ : Capacitance Tolerance Code K: $\pm$ 10 %, M: $\pm$ 20 %

\* Avoid flow soldering.

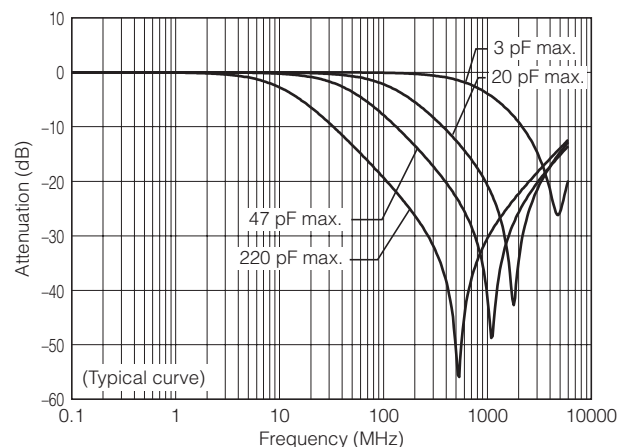
## ■ Voltage vs. Current



## ■ Frequency vs. Capacitance



## ■ Frequency vs. Impedance



Design and specifications are each subject to change without notice. Ask factory for the current technical specifications before purchase and/or use. Should a safety concern arise regarding this product, please be sure to contact us immediately.