
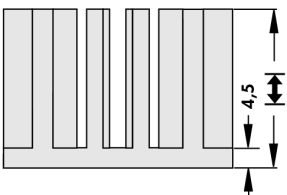
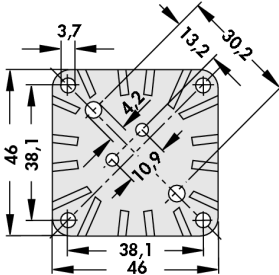

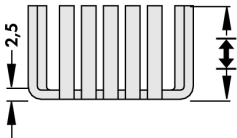
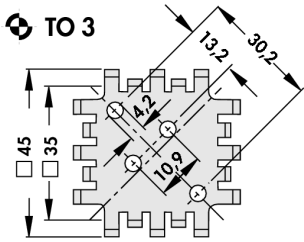
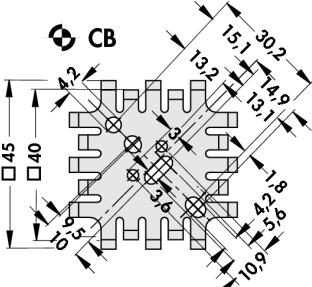



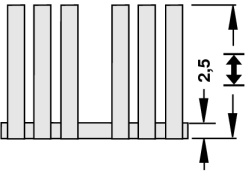
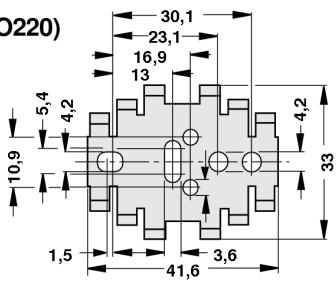
Fingerkühlkörper für Leistungshalbleiter

							
Art. Nr.	↕ [mm]	R _{th} [K/W]	⊗	Art. Nr.	↕ [mm]	R _{th} [K/W]	⊗
FK 127 SA-3	12,7	8,0	TO 3	FK 127 SA	12,7	8,0	ohne
FK 191 SA-3	19,1	6,6	TO 3	FK 191 SA	19,1	6,6	ohne
FK 318 SA-3	31,8	4,8	TO 3	FK 318 SA	31,8	4,8	ohne
FK 254 SA-3	25,4	5,8	TO 3				

Material: Aluminium Druckguss

Oberfläche: schwarz lackiert

							
Art. Nr.	↕ [mm]	R _{th} [K/W]	⊗	Art. Nr.	↕ [mm]	R _{th} [K/W]	⊗
FK 201 SA	25,4	6	ohne	FK 202 SA	12,7	8	ohne
FK 201 SA 3	25,4	6	TO 3	FK 202 SA 3	12,7	8	TO 3
FK 201 SA CB	25,4	6	CB	FK 202 SA CB	12,7	8	CB

			
Art. Nr.	↕ [mm]	R _{th} [K/W]	⊗
FK 205 SA L	31,8	9,0	L
FK 206 SA L	25,4	10,5	L
FK 207 SA L	19,1	12,0	L
FK 208 SA L	12,7	14,0	L


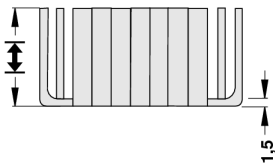
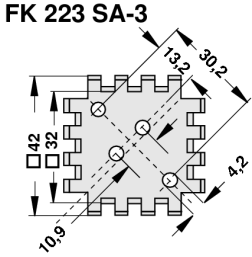
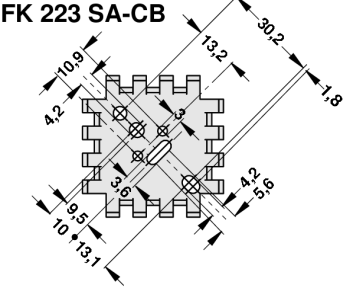


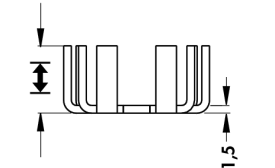
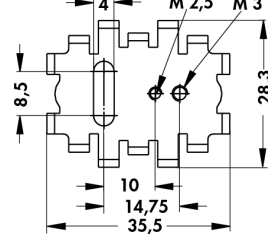


Material: Aluminium

Oberfläche: schwarz eloxiert

Aufsteckkühlkörper → C 10 - 14
Kleinkühlkörper für TO 5 und TO 18 → C 16 - 17
Kühlkörper für D PAK → C 19
Aluminiumoxydscheiben → E 9 - 10

Einpressniet → E 37
Kapton-Isolierscheiben → E 8
Silikonscheiben → E 2 - 4
Glimmerscheiben → E 11

Fingerkühlkörper für Leistungshalbleiter

			
Art. Nr.	\updownarrow [mm]	R_{th} [K/W]	
FK 223 SA	17	6,8	ohne
FK 223 SA-3	17	6,8	TO 3
FK 223 SA-CB	17	6,8	CB
			
Art. Nr.	\updownarrow [mm]	R_{th} [K/W]	
FK 217 SA	13	16	ohne
FK 217 SA CB 2	13	16	CB 2 (SOT 32; TO 220)

Material: Aluminium
Oberfläche: schwarz eloxiert

C 3

Aufsteckkühlkörper
 Kleinkühlkörper für TO 5 und TO 18
 Kühlkörper für D PAK
 Aluminiumoxydscheiben


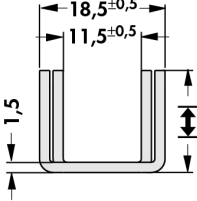
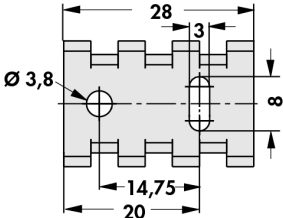
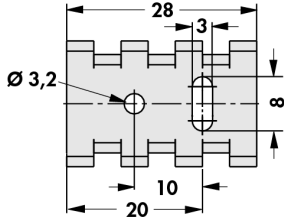
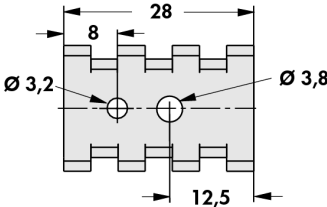
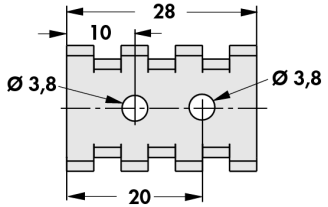
→ C 10 - 14
 → C 16 - 17
 → C 19
 → E 9 - 10

Einpressniet
 Kapton-Isolierscheiben
 Silikonscheiben
 Glimmerscheiben

→ E 37
 → E 8
 → E 2 - 4
 → E 11


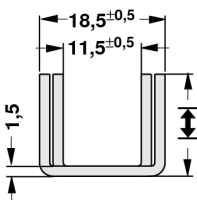
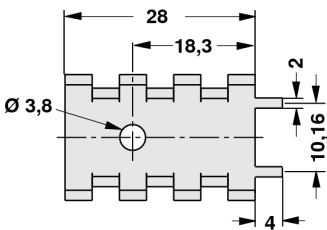
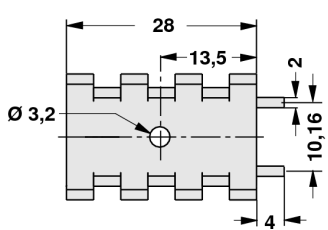
Kühlkörper für Transistoren im Plastikgehäuse

für Halbleiter-Schraubmontage, liegend

		FK 234 SA L 1 		FK 234 SA L 2 			
		FK 234 SA L 3 		FK 234 SA L 4 			
		Art. Nr.	↕ [mm]	R_{th} [K/W]	☒		
		FK 234 SA L 1	15	17	TO 220		
		FK 234 SA L 2	15	17	SOT 32		
FK 234 SA L 3	15	17	CB				
FK 234 SA L 4	15	17	CB				

Material: Aluminium
Oberfläche: schwarz eloxiert

für Halbleiter-Schraubmontage, stehend

		FK 235 ... L 1 		FK 235 ... L 2 			
		Art. Nr.	↕ [mm]	R_{th} [K/W]	☒		
		FK 235 MI L 1	15	16	SOT 32		
		FK 235 MI L 2	15	16	SOT 32		
		FK 235 SA L 1	15	16	TO 220		
FK 235 SA L 2	15	16	TO 220				

Material: Aluminium

Aufsteckkühlkörper → C 10 - 14
Kleinkühlkörper für TO 5 und TO 18 → C 16 - 17
Kühlkörper für D PAK → C 19
Aluminiumoxydscheiben → E 9 - 10

Einpressniet → E 37
Kapton-Isolierscheiben → E 8
Silikonscheiben → E 2 - 4
Glimmerscheiben → E 11

A

Kühlkörper für Transistoren im Plastikgehäuse

B

C

D

E

F

G

H


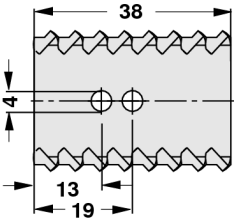
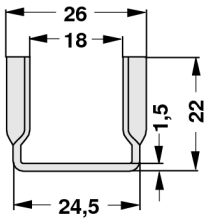

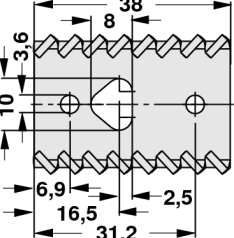
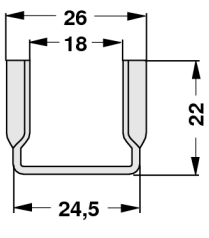

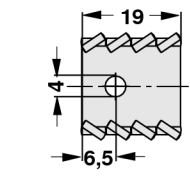
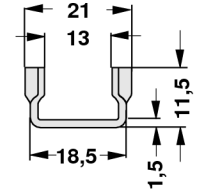

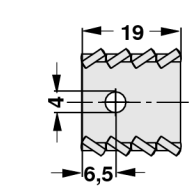
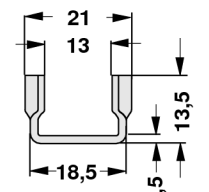

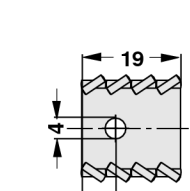
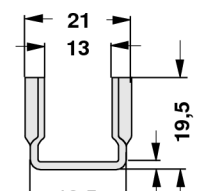
I

K

L


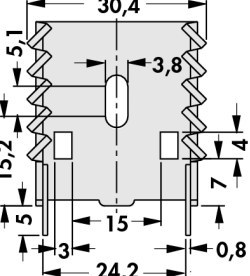
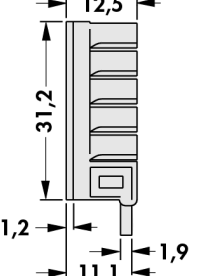
M

N

Art. Nr. FK 225 SA L 1			9,9 K/W TO 220	
Art. Nr. FK 225 SA L 2			9,9 K/W TO 220	
Art. Nr. FK 228 SA L 1			30 K/W TO 220	
Art. Nr. FK 229 SA L 1			27 K/W TO 220	
Art. Nr. FK 230 SA L 1			21 K/W TO 220	

Material: Aluminium

Oberfläche: schwarz eloxiert

Art. Nr. FK 249 SA 220			17 K/W TO 220	
---	---	--	------------------	---

Material: Aluminium

Oberfläche: schwarz passiviert, Lötstifte verzinkt

C 5
Transistorhaltefedern
Kühlkörper für D PAK
Gel-Wärmeleitfolie
Isolierkappen

→ A 114 – 119

→ C 19

→ E 7

→ E 43

Montagematerial für Halbleiter
Montagescheiben
Montagescheiben für Transistoren
Montageteile für Kühlkörper


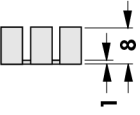
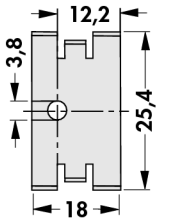

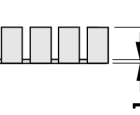
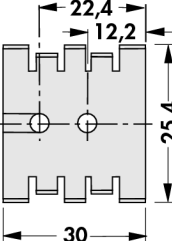

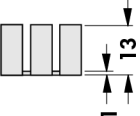
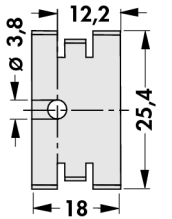

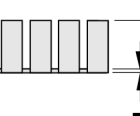
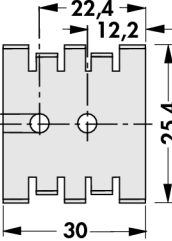

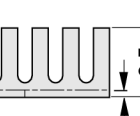
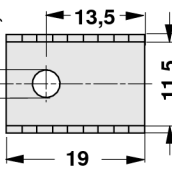

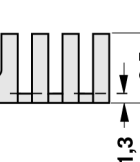
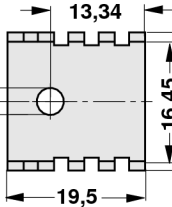
→ E 37 – 41

→ E 39

→ E 40

→ E 42 – 43

Kühlkörper für Transistoren im Plastikgehäuse

Art. Nr. FK 209 SA 32			<p>25 K/W</p> <p>☒ SOT 32</p>	
Art. Nr. FK 210 SA CB			<p>18 K/W</p> <p>☒ CB (SOT 32 + TO 220)</p>	
Art. Nr. FK 213 SA 32			<p>21 K/W</p> <p>☒ SOT 32</p>	
Art. Nr. FK 214 SA CB			<p>15 K/W</p> <p>☒ CB (SOT 32 + TO 220)</p>	
Art. Nr. FK 231 SA 220			<p>24 K/W</p> <p>☒ TO 220</p>	
Art. Nr. FK 239 SA 32			<p>24 K/W</p> <p>☒ SOT 32</p>	

Die Kühlkörper FK 209 ... 214 sind auch ohne Lochung lieferbar, z. B. FK 209 SA.

Material: Aluminium

Oberfläche: schwarz eloxiert

Kühlkörper für Transistoren im Plastikgehäuse

Art. Nr.				
FK 211 32 ...			25 K/W SOT 32	
FK 212 CB ...			18 K/W CB (SOT 32 + TO 220)	
FK 215 32 ...			21 K/W SOT 32	
FK 216 CB			15 K/W CB (SOT 32 + TO 220)	
FK 222 ...			20 K/W TO 220	
FK 222 THF ...			20 K/W TO 220	
FK 247 220 ...			22 K/W TO 220	
bitte angeben:		... Oberfläche SA=schwarz eloxiert MI=lötfähige Oberfläche		

Material: Aluminium / Die Kühlkörper FK 211 ... 216 sind auch ohne Lochung lieferbar, z. B. FK 211 SA.

C 7


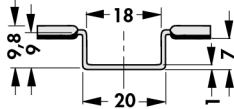
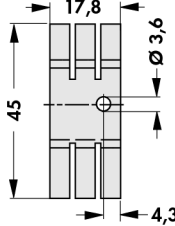

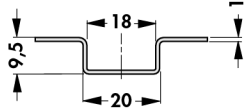
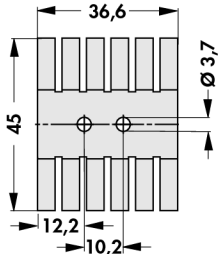
Transistorhaltefedern
Kühlkörper für D PAK
Gel-Wärmeleitfolie
Isolierkappen

→ A 114 - 119
→ C 19
→ E 7
→ E 43


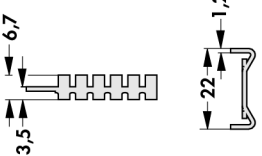
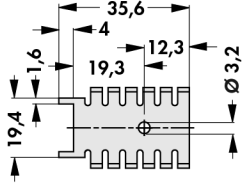

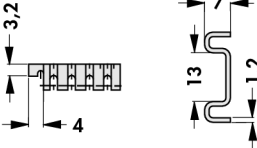
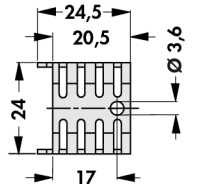

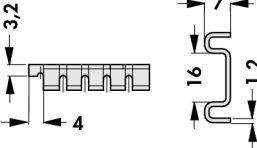
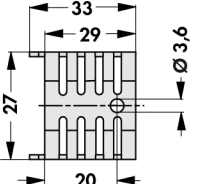
Montagematerial für Halbleiter
Montagescheiben
Montagescheiben für Transistoren
Montageteile für Kühlkörper

→ E 37 - 41
→ E 39
→ E 40
→ E 42 - 43

Kühlkörper für Transistoren im Plastikgehäuse

Art. Nr. FK 227 SA L 1			22 K/W TO 220	
Art. Nr. FK 238 SA L 1			12 K/W TO 220	

Material: Aluminium
Oberfläche: schwarz eloxiert

Art. Nr. FK 218 32 ...			21 K/W SOT 32 TO 220	
Art. Nr. FK 232 220 ...			21 K/W TO 220	
Art. Nr. FK 233 220 ...			20,2 K/W TO 220	
bitte angeben: ... Oberfläche SA=schwarz eloxiert MI=lötfähige Oberfläche				

Material: Aluminium


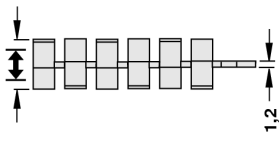
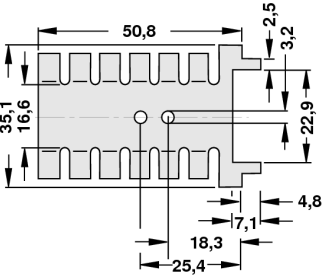
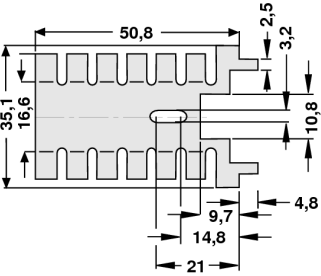

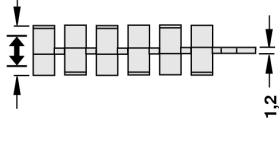
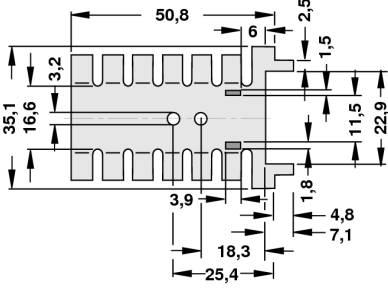

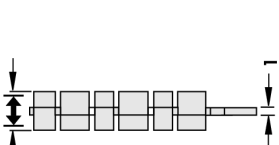
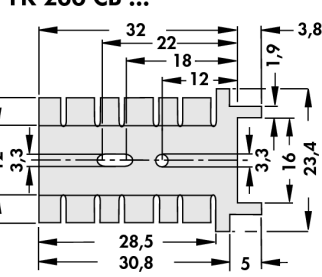
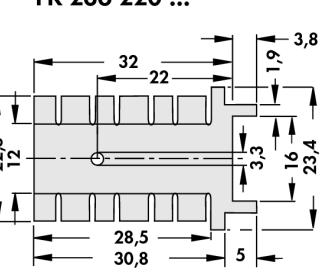
Technische Erläuterungen
 Lochbilder
 Kühlkörper-Profilübersicht
 Wärmeleitpaste

→ A 2 - 7
 → A 21
 → A 13 - 16
 → E 13

Wärmeleitfolie
 Wärmeleitkleber
 Kapton-Isolierscheiben


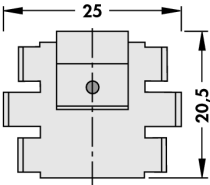
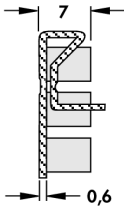

→ E 5
 → E 15
 → E 8

Kühlkörper für Transistoren im Plastikgehäuse


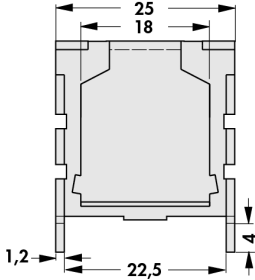
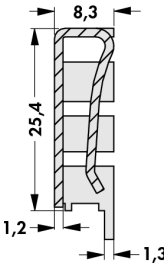

		<p>FK 219 CB 1 ...</p> 	<p>FK 219 CB 2 ...</p> 
<p>Art. Nr.</p>	<p>↕ [mm]</p>	<p>R_{th} [K/W]</p>	<p>⊕</p>
<p>FK 219 CB 1 ...</p>	<p>12,6</p>	<p>14</p>	<p>CB 1 (TO 220)</p>
<p>FK 219 CB 2 ...</p>	<p>12,6</p>	<p>14</p>	<p>CB 2 (TO 220)</p>
			
<p>Art. Nr.</p>	<p>↕ [mm]</p>	<p>R_{th} [K/W]</p>	<p>⊕</p>
<p>FK 219 CB 3 ...</p>	<p>12,6</p>	<p>14</p>	<p>CB 3 (TO 220)</p>
		<p>FK 236 CB ...</p> 	<p>FK 236 220 ...</p> 
<p>Art. Nr.</p>	<p>↕ [mm]</p>	<p>R_{th} [K/W]</p>	<p>⊕</p>
<p>FK 236 220 ...</p>	<p>5</p>	<p>18</p>	<p>TO 220</p>
<p>FK 236 CB ...</p>	<p>5</p>	<p>18</p>	<p>CB</p>
<p>bitte angeben: ... Oberfläche SA=schwarz eloxiert MI=lötfähige Oberfläche</p>			


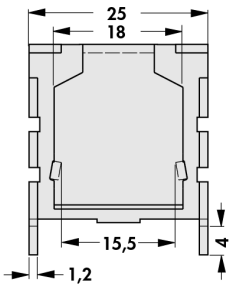
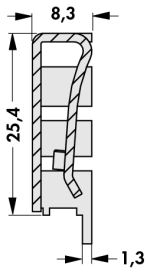
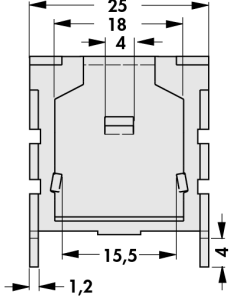
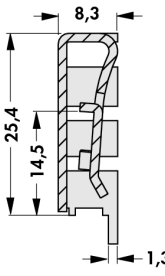
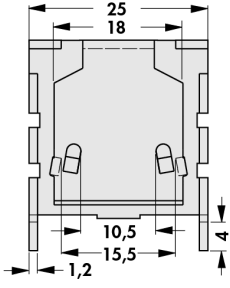
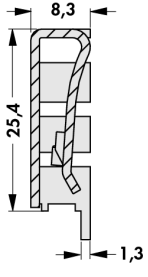
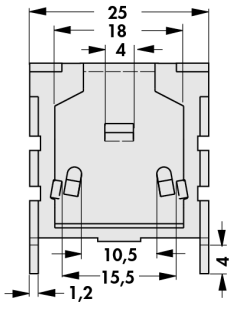
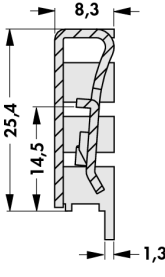

Material: Aluminium

Aufsteckkühlkörper

		
Art. Nr.	R_{th} [K/W]	
FK 220 SA 220	25	TO 220

Oberfläche: schwarz eloxiert

		
Art. Nr.	R_{th} [K/W]	
FK 224 ... P SIP	18	P SIP

	FK 224 ... 218 1		FK 224 ... 218 2	
				
	FK 224 ... 220 1		FK 224 ... 220 2	
				
	Art. Nr.	R_{th} [K/W]		
FK 224 ... 218 1	18	TO 218		
FK 224 ... 218 2	18	TO 218		
FK 224 ... 220 1	18	TO 220		
FK 224 ... 220 2	18	TO 220		

bitte angeben: ... Oberfläche
SA=schwarz eloxiert
MI=lötfähige Oberfläche

Material: Aluminium

Kühlkörper für D PAK
 Kühlkörper für Transistoren
 Silikonscheiben
 Glimmerscheiben

→ C 19
 → C 4 - 9
 → E 2 - 4
 → E 11

Technische Erläuterungen
 U-Kühlkörper
 Kapton-Isolierscheiben



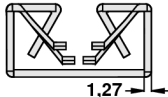
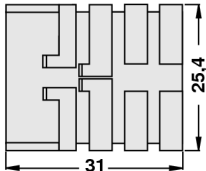
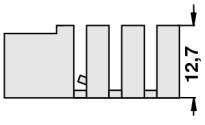
→ A 2 - 7
 → A 120 - 122
 → E 8

A

Aufsteckkühlkörper

B

C



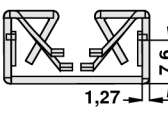
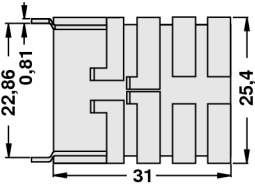
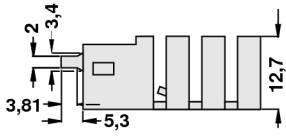
Art. Nr.		13 K/W TO 218   1,27	 25,4 31	 12,7
-----------------	---	---	---	---

FK 241 SA 218 O

ohne Lötfahne

D

E

Art. Nr.		13 K/W TO 218   1,27 7,6	 22,86 0,81 25,4 31	 3,81 2 3,4 5,3 12,7
-----------------	---	--	---	--



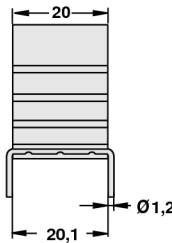
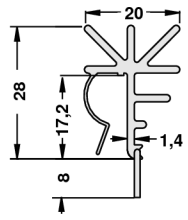
FK 241 SA 218 V

mit verzinnter Lötfahne zum direkten Einlöten auf der Leiterkarte, für vertikale Einbaulage

Material: Aluminium
Oberfläche: schwarz eloxiert

F

G

Art. Nr.		9,8 K/W TO 220 	 20 20,1 Ø1,2	 28 17,2 8 20 1,4
-----------------	---	---	---	---

FK 248 SA 220

Material: Aluminium
Oberfläche: schwarz eloxiert, Lötstifte verzinkt

H

I

K

L

M

N

C 11

Lötstifte
Lötstützpunkte
Lötstopper
Wärmeleitmaterial


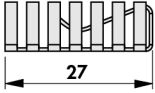
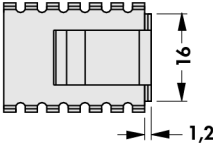
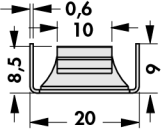

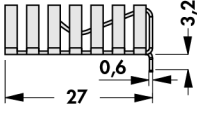
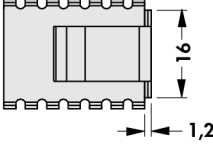
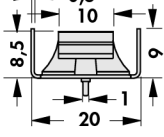

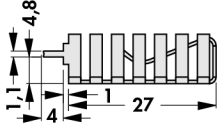
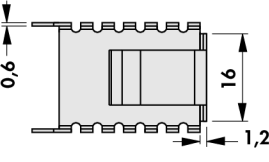
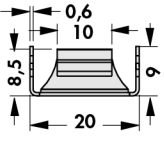


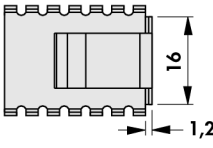
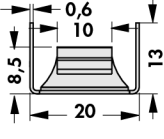

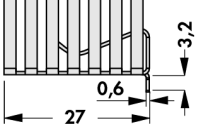
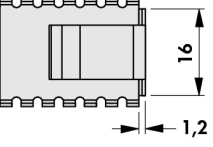
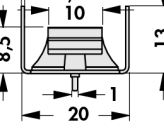

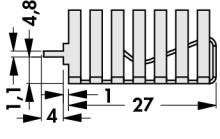
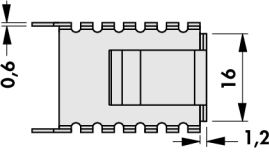
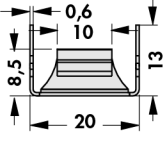
→ E 36
→ E 35
→ E 36
→ E 2 - 15

Kühlkörper für D PAK
Fingerkühlkörper
Kleinkühlkörper für TO 5 und TO 18
Kühlkörper für Transistoren

→ C 19
→ C 2 - 3
→ C 16 - 17
→ C 4 - 9

Aufsteckkühlkörper

- universelle Aufsteckkühlkörper für die Bauformen TO 218, TO 220, TO 247, TO 248, SIP-Multiwatt und ähnliche
- einfache Montage durch aufschieben des Kühlkörpers auf das Bauteil
- für vertikale und horizontale Einlötbefestigung
- Variationen der Rippenhöhe auf Anfrage
- Sonderausführungen nach kundenspezifischen Vorgaben

Art. Nr.		20,2 K/W			
FK 245 MI 247 O	ohne Lötfahne				
Art. Nr.		20,5 K/W			
FK 245 MI 247 H	mit Lötfahne für horizontalen Einbau				
Art. Nr.		19,7 K/W			
FK 245 MI 247 V	mit Lötfahne für vertikalen Einbau				
Art. Nr.		18,4 K/W			
FK 243 MI 247 O	ohne Lötfahne				
Art. Nr.		19 K/W			
FK 243 MI 247 H	mit Lötfahne für horizontalen Einbau				
Art. Nr.		18,4 K/W			
FK 243 MI 247 V	mit Lötfahne für vertikalen Einbau				

Material: Kupfer (Cu)
Oberfläche: lötfähige Oberfläche
Materialstärke: 0,6 mm

Lötstifte
Lötstützpunkte
Lötstopper
Wärmeleitmaterial

→ E 36
 → E 35
 → E 36
 → E 2 - 15

Kühlkörper für D PAK
Fingerkühlkörper
Kleinkühlkörper für TO 5 und TO 18
Kühlkörper für Transistoren

→ C 19
 → C 2 - 3
 → C 16 - 17
 → C 4 - 9

C 12

A

B

C

D

E

F

G

H

I

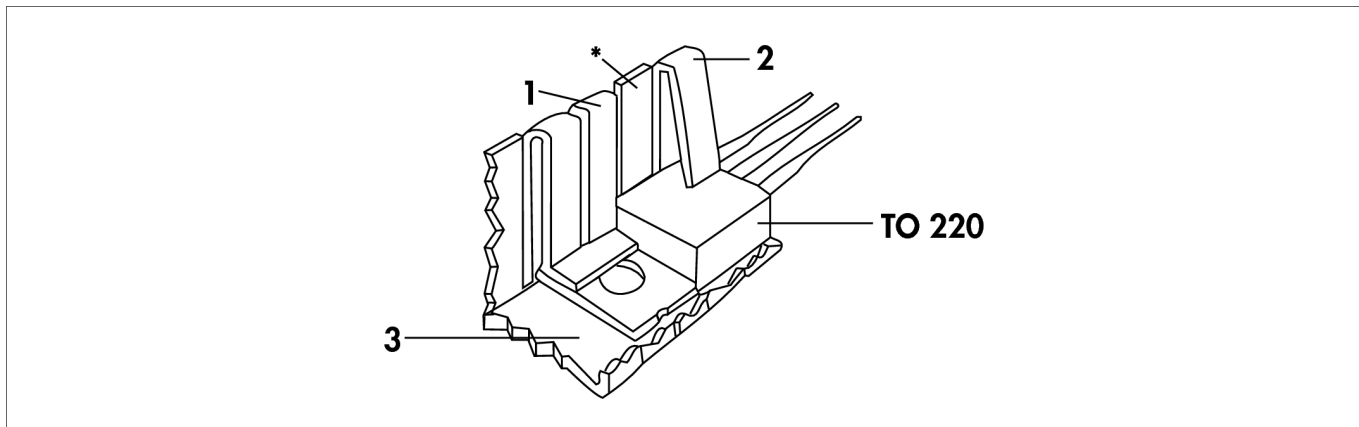
K

L

M

N

Aufsteckkühlkörper



- schmale Ausführung mit besserem Wärmewiderstand
- nur max. 14,5 mm breit
- 3 verschiedene Längen für unterschiedliche Verlustleistung
- beansprucht weniger Platz als jeder andere Aufsteckkühlkörper
- einfache Montage durch Aufschieben des Kühlkörpers auf das TO 220 Gehäuse
- die Kühlfinger bilden Klemmfedern **(1 + 2)**, die das TO 220 Gehäuse und seinen Befestigungsflansch an den Kühlkörper **(3)** andrücken
- optimaler Wärmeübergang durch gleichmäßigen Andruck an die gesamte Anlagefläche des TO 220 Gehäuses
- wirksame Wärmeabstrahlung bei horizontaler und vertikaler Einbaulage

ohne Lötfahne

Art. Nr.			26 K/W	
FK 242 SA 220 O			21 K/W	
Art. Nr.			16 K/W	
FK 240 SA 220 O				


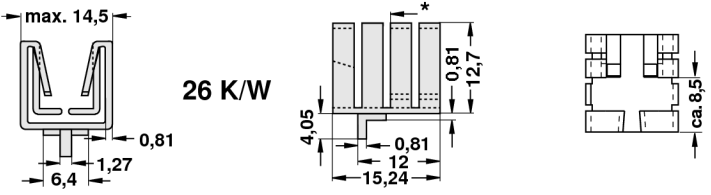

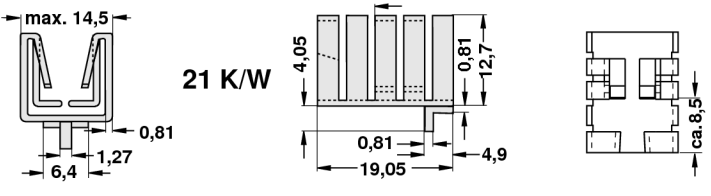

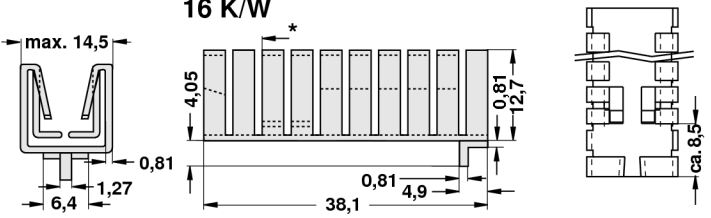
* = Anschlagkante für Transistor

Material: Aluminium

Oberfläche: schwarz eloxiert

Aufsteckkühlkörper

mit verzinnter Lötfläche zum direkten Einlöten auf der Leiterkarte, für horizontale Einbaulage


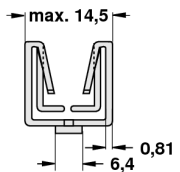
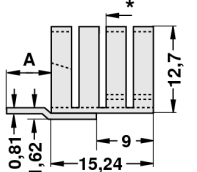
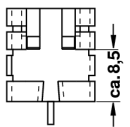

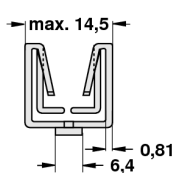
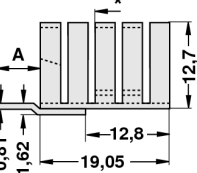
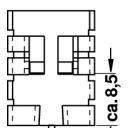

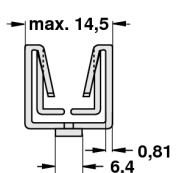
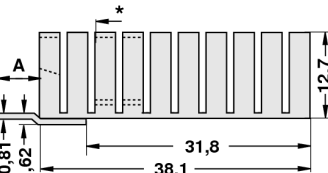
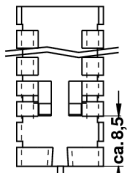
Art. Nr.			26 K/W
FK 242 SA 220 H			
Art. Nr.			21 K/W
FK 237 SA 220 H			
Art. Nr.			16 K/W
FK 240 SA 220 H			

* = Anschlagkante für Transistor

Material: Aluminium

Oberfläche: schwarz eloxiert

mit verzinnter Lötfläche zum direkten Einlöten auf der Leiterkarte, für vertikale Einbaulage

					
Art. Nr.	A [mm]	R _{th} [K/W]	Art. Nr.	A [mm]	R _{th} [K/W]
FK 242 SA 220 V	6,35	26	FK 242 SA 220 VL	9,53	26
					
Art. Nr.	A [mm]	R _{th} [K/W]	Art. Nr.	A [mm]	R _{th} [K/W]
FK 237 SA 220 V	6,35	21	FK 237 SA 220 VL	9,53	21
					
Art. Nr.	A [mm]	R _{th} [K/W]	Art. Nr.	A [mm]	R _{th} [K/W]
FK 240 SA 220 V	6,35	16	FK 240 SA 220 VL	9,53	16

* = Anschlagkante für Transistor

Material: Aluminium

Oberfläche: schwarz eloxiert


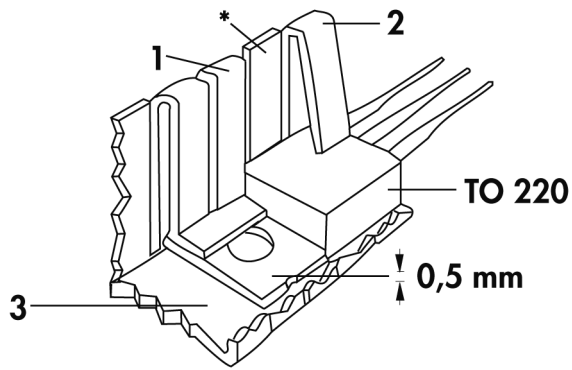
Kühlkörper für D PAK
Kühlkörper für Transistoren
Silikonscheiben
Glimmerscheiben

→ C 19
→ C 4 - 9
→ E 2 - 4
→ E 11

Technische Erläuterungen
U-Kühlkörper
Kapton-Isolierscheiben

→ A 2 - 7
→ A 120 - 122
→ E 8

Aufsteckkühlkörper für TO 220 mit 0,5 mm Bodenplatte



- schmale Ausführung mit besserem Wärmewiderstand
- nur max. 14,5 mm breit
- 3 verschiedene Längen für unterschiedliche Verlustleistung
- beansprucht weniger Platz als jeder andere Aufsteckkühlkörper
- einfache Montage durch Aufschieben des Kühlkörpers auf das TO 220 Gehäuse
- die Kühlfinger bilden Klemmfedern (**1 + 2**), die das TO 220 Gehäuse und seinen Befestigungsflansch an den Kühlkörper (**3**) andrücken
- optimaler Wärmeübergang durch gleichmäßigen Andruck an die gesamte Anlagefläche des TO 220 Gehäuses
- wirksame Wärmeabstrahlung bei horizontaler und vertikaler Einbaulage

ohne Löffahne

Art. Nr.			21 K/W		
FK 252 SA 220 O					

mit verzinnter Löffahne zum direkten Einlöten auf der Leiterkarte, für horizontale Einbaulage

Art. Nr.			21 K/W		
FK 252 SA 220 H					

mit verzinnter Löffahne zum direkten Einlöten auf der Leiterkarte, für vertikale Einbaulage

Art. Nr.	A [mm]	R _{th} [K/W]	Art. Nr.	A [mm]	R _{th} [K/W]
FK 252 SA 220 V	6,35	21	FK 252 SA 220 VL	9,53	21

* = Anschlagkante für Transistor

Material: Aluminium
Oberfläche: schwarz eloxiert

C 15

Aluminiumoxydscheiben
Kühlkörper für D PAK
Kühlkörper für Transistoren
Silikonscheiben

→ E 9 - 9
→ C 19
→ C 4 - 9
→ E 2 - 4

Technische Erläuterungen
Glimmerscheiben
U-Kühlkörper
Kapton-Isolierscheiben

→ A 2 - 7
→ E 11
→ A 120 - 122
→ E 8

A

B

C

D

E

F

G

H

I


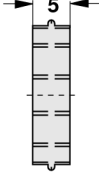
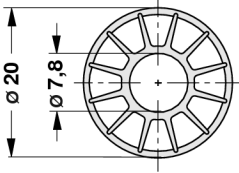
K

L


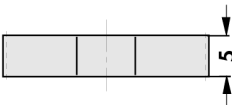
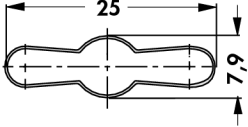

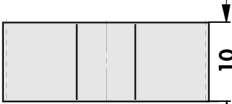
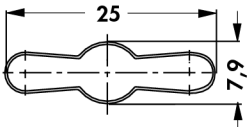

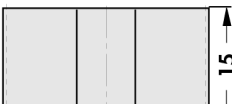
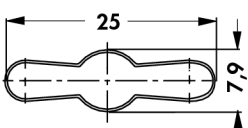
M

N


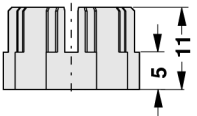
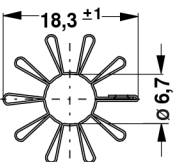
Kleinkühlkörper

Art. Nr.			62 K/W TO 5	
KK 55				


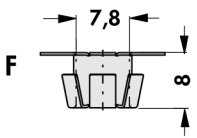
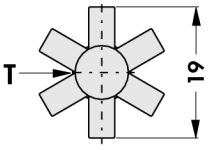
Material: Aluminium
Oberfläche: schwarz eloxiert

Art. Nr.			57 K/W TO 5	
KF 5/5				
Art. Nr.			46 K/W TO 5	
KF 5/10				
Art. Nr.			40 K/W TO 5	
KF 5/15				

Material: Messing
Oberfläche: geschwärzt

Art. Nr.			46 K/W TO 5	
KK 5095 S				

Material: Federbronze Cu Zn 6
Materialstärke: 0,25 mm
Oberfläche: geschwärzt

Art. Nr.			60 K/W TO 5	
KK 562 GS				

T = Trennfuge; **F** = federnd

Material: Federbronze Cu Zn 15
Materialstärke: 0,3 mm
Oberfläche: geschwärzt

Aufsteckkühlkörper
Fingerkühlkörper
Kühlkörper für D PAK
Kühlkörper für Transistoren

→ C 10 - 14
→ C 2 - 3
→ C 19
→ C 4 - 9

Strangkühlkörper
Standard Aluminium Profile
Kühlkörper-Profilübersicht
Zuordnungstabelle

→ A 22 - 84
→ A 133 - 134
→ A 13 - 17
→ A 18 - 20

C 16

A

B

C

D

E

F

G

H

I

K

L

M

N

A


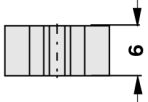
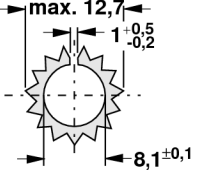

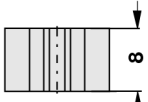
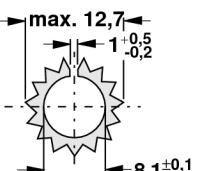


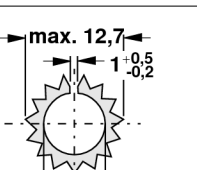
Kleinkühlkörper

B

C

D

E

Art. Nr.			63 K/W TO 5	
SKK 56				
Art. Nr.			55 K/W TO 5	
SKK 58				
Art. Nr.			44 K/W TO 5	
SKK 510				

Material: Aluminium


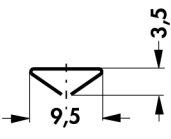
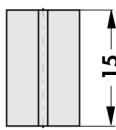

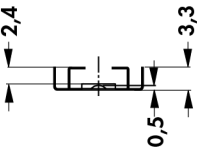
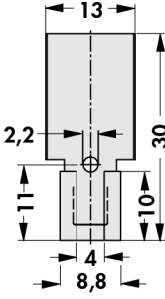
Oberfläche: gebeizt (andere Oberflächen auf Anfrage)

F

G

H

I

Art. Nr.			80 K/W TO 126 SOT 32 SOT 82	
KK 92				
Art. Nr.			60 K/W TO 126 SOT 32 SOT 82	
KK 32				

Material: Federbronze Cu Zn 6

Oberfläche: geschwärzt

K

L

M

N

C 17
Strangkühlkörper
 Kühlkörper für Transistoren
 Kühlkörper für D PAK
 Fingerkühlkörper

 → A 22 – 84
 → C 4 – 9
 → C 19
 → C 2 – 3

Aufsteckkühlkörper
 Standard Aluminium Profile

 → C 10 – 14
 → A 133 – 134