

Radial Leaded PTC Resettable Fuse



Specifications:

Applications : Wide variety of electronic equipment.
Product features : Very low resistance, very high hold current, solid state,
Radial leaded product ideal for up to 16V.
Maximum voltage : 16V.
Temperature range : -40°C to 85°C.



UL : E-345437



Electrical Characteristics (23°C)

Hold Current	Trip Current	Maximum Time to Trip	Maximum Current	Rated Voltage	Typical Power	Resistance		Part Number
						R _{Min}	R _{1Max}	
I _H , A	I _T , A	at 5 x I _H	I _{Max} , A	V _{Max} , V dc	P _d , W	Ω	Ω	
10.0	17.0	12.5	100	16	3.3	0.003	0.012	MC36176
2.5	4.7	5.0	100	16	1.0	0.022	0.053	MC36177
6.0	10.2	5.8	100	16	2.8	0.009	0.033	MC36178
7.0	11.9	8.0	100	16	3.0	0.006	0.021	MC36179
8.0	13.6	9.0	100	16	3.0	0.005	0.018	MC36180
9.0	15.3	12.0	100	16	3.3	0.004	0.015	MC36181

I_H = Hold current-maximum current at which the device will not trip at 23°C still air.

I_T = Trip current-minimum current at which the device will always trip at 23°C still air.

V_{MAX} = Maximum voltage device can withstand without damage at its rated current.

I_{MAX} = Maximum fault current device can withstand without damage at rated voltage (V maximum).

P_d = Typical power dissipated from device when in the tripped state in 23°C still air environment.

R_{MIN} = Minimum device resistance at 23°C.

R_{1MAX} = Maximum device resistance at 23°C 1 hour after tripping.

Physical specifications:

Lead material : Tin plated copper.
Soldering characteristics : MIL-STD-202, Method 208E.
Insulating coating : Flame retardant epoxy.

Radial Leaded PTC Resettable Fuse



Production Dimensions (millimetre)

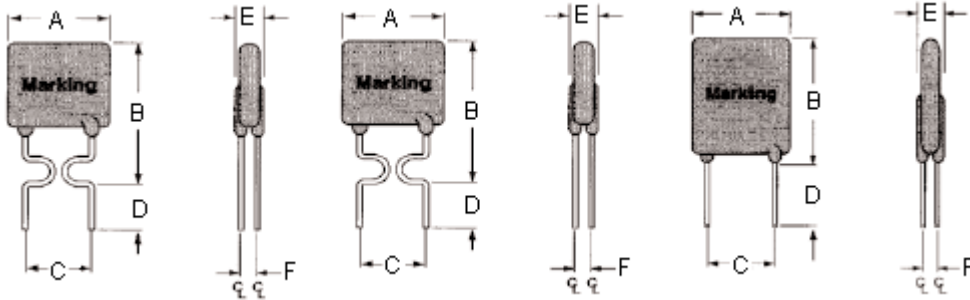


Figure 1

Lead Size : 24 AWG
Ø0.51 mm Diameter

Figure 2

Lead Size : 20 AWG
Ø0.81 mm Diameter

Figure 3

Lead Size : 20 AWG
Ø0.81 mm Diameter

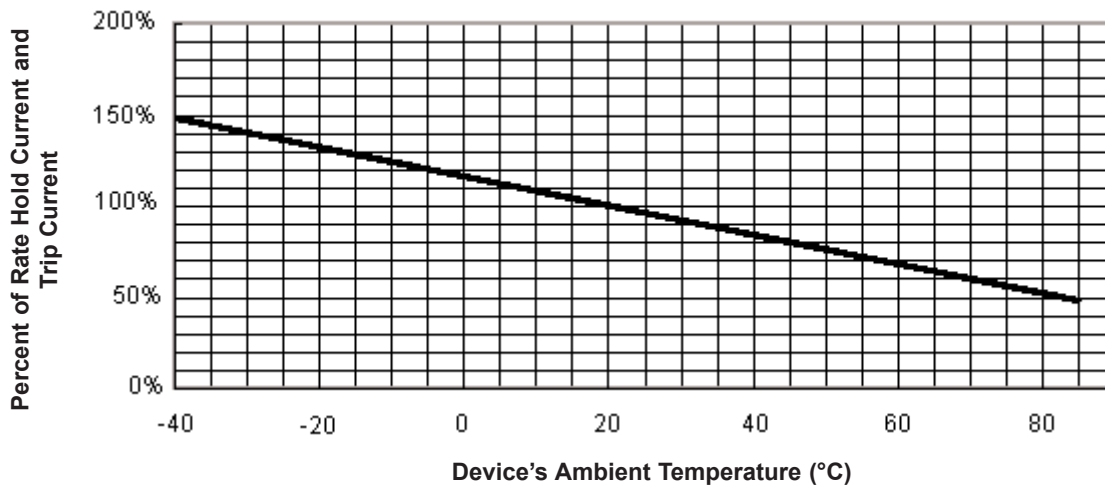
Dimensions Table

A	B	C	D	E	F	Figure	Part Number
Maximum	Maximum	Typical	Minimum	Maximum	Typical		
16.5	24.1	5.1	7.6	3.0	1.2	3	MC36176
8.9	12.8	5.1	7.6	3.0	1.2	1	MC36177
10.7	17.1	5.1	7.6	3.0	1.2	3	MC36178
11.2	19.7	5.1	7.6	3.0	1.2	3	MC36179
12.7	20.9	5.1	7.6	3.0	1.2	3	MC36180
14.0	21.7	5.1	7.6	3.0	1.2	3	MC36181

Dimensions : Millimetres

Thermal Derating Curve

Thermal Derating Curve

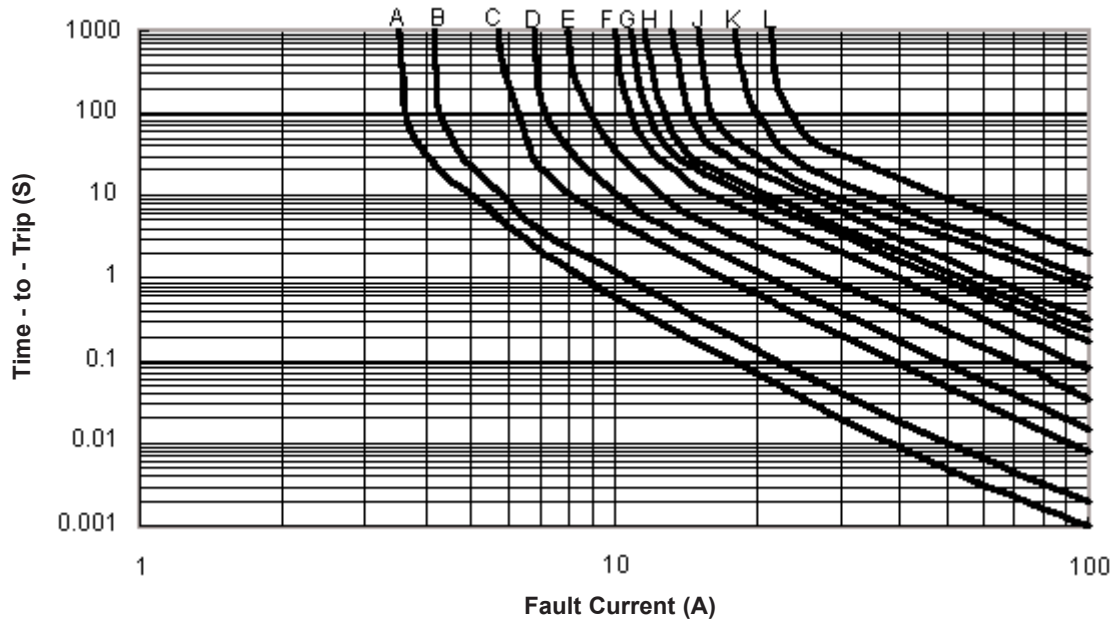


Radial Leaded PTC Resettable Fuse



Typical Time-To-Trip at 23°C

I = MC36176
 A = MC36177
 E = MC36178
 F = MC36179
 G = MC36180
 H = MC36181



Material Specification

Lead material : Tin plated copper.
 Soldering characteristics : MIL-STD-202, Method 208E.
 Insulating coating : Flame retardant epoxy.

Part Number Table

Description	Part Number
Radial Leaded PTC Resettable Fuse	MC36176
Radial Leaded PTC Resettable Fuse	MC36177
Radial Leaded PTC Resettable Fuse	MC36178
Radial Leaded PTC Resettable Fuse	MC36179
Radial Leaded PTC Resettable Fuse	MC36180
Radial Leaded PTC Resettable Fuse	MC36181

Disclaimer This data sheet and its contents (the "Information") belong to the Premier Farnell Group (the "Group") or are licensed to it. No licence is granted for the use of it other than for information purposes in connection with the products to which it relates. No licence of any intellectual property rights is granted. The Information is subject to change without notice and replaces all data sheets previously supplied. The Information supplied is believed to be accurate but the Group assumes no responsibility for its accuracy or completeness, any error in or omission from it or for any use made of it. Users of this data sheet should check for themselves the Information and the suitability of the products for their purpose and not make any assumptions based on information included or omitted. Liability for loss or damage resulting from any reliance on the Information or use of it (including liability resulting from negligence or where the Group was aware of the possibility of such loss or damage arising) is excluded. This will not operate to limit or restrict the Group's liability for death or personal injury resulting from its negligence. SPC Multicomp is the registered trademark of the Group. © Premier Farnell plc 2011.

<http://www.farnell.com>
<http://www.newark.com>
<http://www.cpc.co.uk>

