



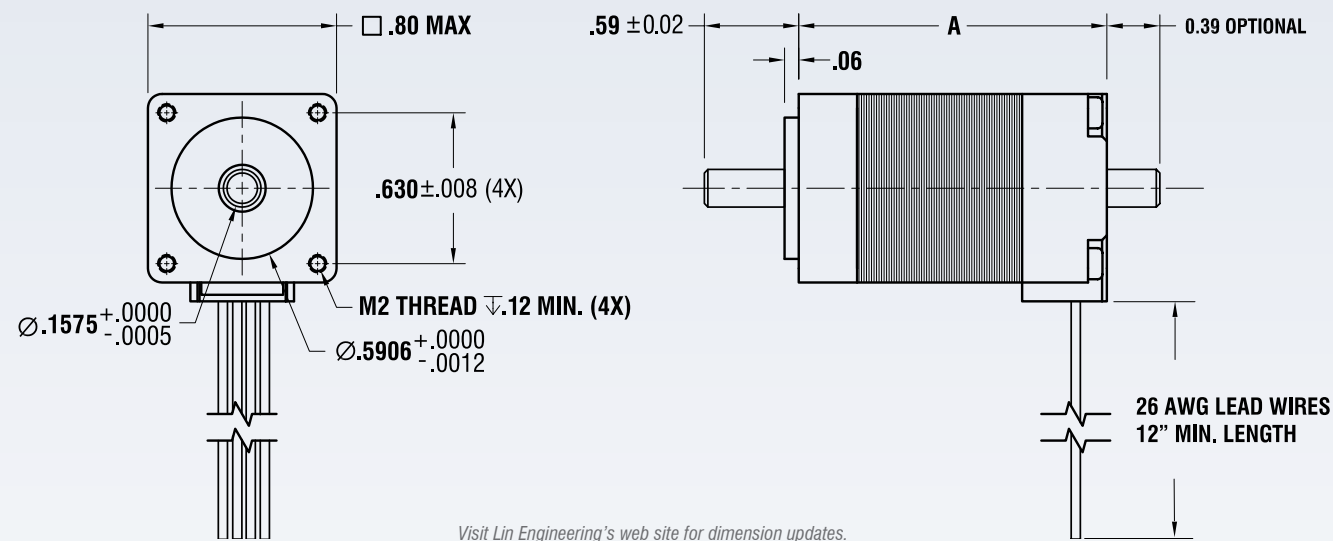
- High Torque in a Compact Size
- Space Efficient
- Can be Customized for:
 - Maximum Torque (see page 9)
 - Cables & Assemblies (see pages 21/70)
 - Shafts (see pages 21/69)
 - Drivers & Controllers (see page 99-108)
 - Maximum Efficiency (see page 12)

SPECIFICATIONS

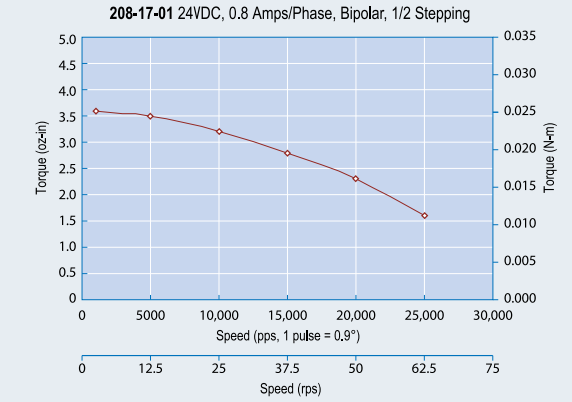
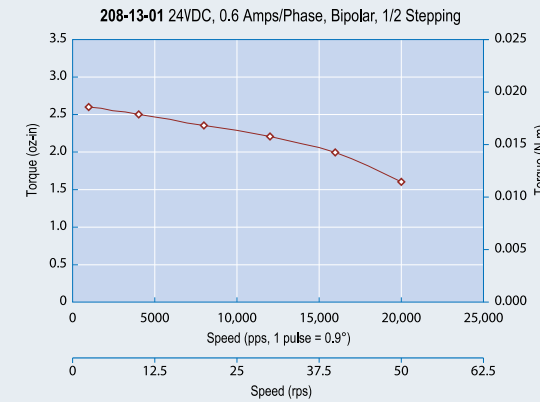
BIPOLAR	Dimension "A" Max	Model #	Rated Current (Amps/Phase)	Holding Torque (oz-in)	Holding Torque (N-m)	Resistance (Ohms/Phase)	Inductance (mH/Phase)	Inertia (oz-in ²)	Weight (Lbs.)	Number of Leads
	1.3" 33 mm	208-13-01	0.60	3.0	0.02	6.5	1.7	0.01	0.10	4
	1.7" 43 mm	208-17-01	0.80	4.0	0.03	5.4	1.5	0.01	0.15	4

- Please complete our application data sheet on page 116 for different windings.
- Call Lin Engineering for additional bipolar torque curves.
- Performance, use, and appearance specifications of the products listed here are subject to change without notice.
- For operating temperatures, see page 114.
- All specifications are approximations. Please contact Lin Engineering for more details.

DIMENSIONS



TORQUE CURVES



AVAILABLE OPTIONS

SHAFTS

Pages 21/69

ENCODERS

Pages 93-96

CABLES & ASSEMBLIES

Pages 21/70

DRIVERS & CONTROLLERS

Pages 99-108

? DID YOU KNOW...
 A motor operating under full-stepping yields more torque than operating at microstepping.
 See page 13 for more details.

? DID YOU KNOW...
 The quickest way to solve your step motor problems is to see the specialists
 – Lin Engineering