

3- and 4-Wire DC 8 mm Diameter Inductive Sensors

- 1.5 to 6 mm sensing ranges
- 8 mm threaded barrels
- LED target indication
- Cable, Nano (M8), or Micro (M12) quick disconnect models



Technical Specifications

SUPPLY VOLTAGE	NBB/NBN/NEB/NEJ Models	10-30 VDC
	NJ Models	10-60 VDC
LOAD CURRENT (I _L)	NBB/NBN/NJ Models	100 mA max.
	NEB/NEJ Models	200 mA max.
LEAKAGE CURRENT (OFF-STATE)	NBB/NBN/NJ Models	≤ 0.5 mA
	NEB/NEJ Models	≤ 0.1 mA
OUTPUT	Suffix E, E0	NPN normally open
	Suffix E2	PNP normally open
	Suffix A0	NPN normally open & normally closed
	Suffix A2	PNP normally open & normally closed
VOLTAGE DROP AT I _L (MAX.)	NBB/NBN/NJ Models	≤ 3 VDC
	NEB/NEJ Models	≤ 2 VDC
HYSTERESIS		3-15% (5% typical)
SHORT CIRCUIT AND OVERLOAD PROTECTION		Yes
REVERSE POLARITY PROTECTED		Yes
LED INDICATION		See dimension drawings
SENSING FACE MATERIAL		PBT
STANDARDS		EN 60947-5-2
ENVIRONMENTAL PROTECTION		IP67
AMBIENT TEMPERATURE		-14°F to +158°F (-25°C to +70°C)
APPROVALS		



See pages 827-874 for cordsets



See pages 885-892 for accessories

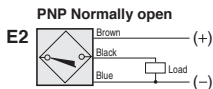
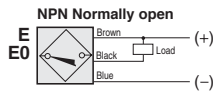
3-Wire and 4-Wire DC

Wiring Diagrams

3-Wire DC



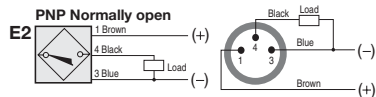
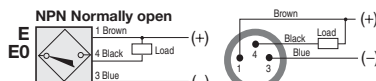
Cable Connection



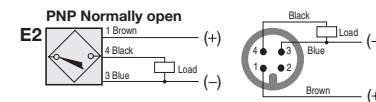
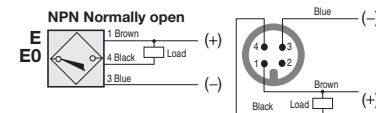
Quick Disconnect

Note: Wiring diagrams show quick disconnect pin numbers.

V3 Type



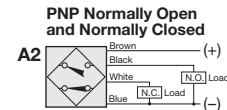
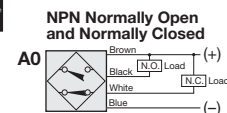
V1 Type



4-Wire DC



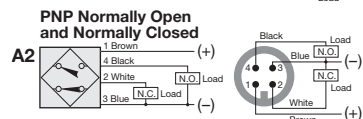
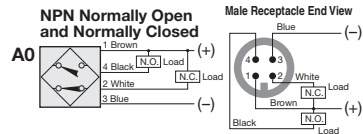
Cable Connection



Quick Disconnect

Note: Wiring diagrams show quick disconnect pin numbers.

V1 Type



2-Meter Cable Models								
Dia. (mm)	Model Number	Range (mm)	Mounting	Electrical Output	Switching Frequency	Barrel Material†	Cable Jacket/Size	Dwg. No.
8	NJ1.5-8GM40-E2	1.5	Flush	PNP N.O.	500 Hz	SS	PUR/#26 AWG	1
	NJ1.5-8GM50-E	1.5	Flush	NPN N.O.	5 kHz	SS	PUR/#26 AWG	2
	NBB1.5-8GM25-E0	1.5	Flush	NPN N.O.	2 kHz	Ni-Brass	PVC/#26 AWG	3
	NBB1.5-8GM50-E0	1.5	Flush	NPN N.O.	1.5 kHz	Ni-Brass	PVC/#26 AWG	4
	NBB1.5-8GM50-E2	1.5	Flush	PNP N.O.	1.5 kHz	Ni-Brass	PVC/#26 AWG	4
	NBB1.5-8GM60-A0	1.5	Flush	NPN N.O. & N.C.	1.5 kHz	Ni-Brass	PVC/#26 AWG	5
	NBB1.5-8GM60-A2	1.5	Flush	PNP N.O. & N.C.	1.5 kHz	Ni-Brass	PVC/#26 AWG	5
	NJ2-8GM40-E2	2	Nonflush	PNP N.O.	400 Hz	SS	PUR/#26 AWG	6
	NJ2-8GM50-E	2	Nonflush	NPN N.O.	3 kHz	SS	PUR/#26 AWG	7
	NBB2-8GM30-E0	2	Flush	NPN N.O.	2.5 kHz	Ni-Brass	PVC/#26 AWG	8
	NBB2-8GM30-E2	2	Flush	PNP N.O.	3 kHz	Ni-Brass	PVC/#26 AWG	8
	NBN2-8GM50-E0	2	Nonflush	NPN N.O.	1.5 kHz	Ni-Brass	PVC/#26 AWG	9
	NBN2-8GM50-E2	2	Nonflush	PNP N.O.	1.5 kHz	Ni-Brass	PVC/#26 AWG	9
	NBB2-8GM50-E0	2	Flush	NPN N.O.	1.5 kHz	Ni-Brass	PVC/#26 AWG	10
	NBB2-8GM50-E2	2	Flush	PNP N.O.	1.5 kHz	Ni-Brass	PVC/#26 AWG	10
NBN3-8GM30-E0	3	Nonflush	NPN N.O.	2.5 kHz	Ni-Brass	PVC/#26 AWG	11	
NBN3-8GM30-E2	3	Nonflush	PNP N.O.	2 kHz	Ni-Brass	PVC/#26 AWG	11	
NBN3-8GM50-E0	3	Nonflush	NPN N.O.	1.5 kHz	Ni-Brass	PVC/#26 AWG	12	
NEB3-8GM45-E2	3	Semi-flush	PNP N.O.	1 kHz	Ni-Brass	PUR/#26 AWG	13	



Inductive Cylindrical

Nano (M8) Quick Disconnect Models								
Dia. (mm)	Model Number	Range (mm)	Mounting	Electrical Output	Switching Frequency	Barrel Material†	Quick Disconnect	Dwg. No.
8	NJ1.5-8GM40-E2-V3	1.5	Flush	PNP N.O.	2 kHz	SS	M8 Nano	14
	NBB1.5-8GM20-E2-V3	1.5	Flush	PNP N.O.	2 kHz	Ni-Brass	M8 Nano	15
	NBB1.5-8GM50-E0-V3	1.5	Flush	NPN N.O.	1.5 kHz	Ni-Brass	M8 Nano	16
	NBB1.5-8GM50-E2-V3	1.5	Flush	PNP N.O.	1.5 kHz	Ni-Brass	M8 Nano	16
	NBB2-8GM25-E2-V3	2	Flush	PNP N.O.	3 kHz	Ni-Brass	M8 Nano	17
	NBB2-8GM40-E2-V3	2	Flush	PNP N.O.	3 kHz	Ni-Brass	M8 Nano	18
	NBN2-8GM50-E0-V3	2	Nonflush	NPN N.O.	1.5 kHz	Ni-Brass	M8 Nano	19
	NBN2-8GM50-E2-V3	2	Nonflush	PNP N.O.	1.5 kHz	Ni-Brass	M8 Nano	19
	NBN3-8GM25-E2-V3	3	Nonflush	PNP N.O.	2 kHz	Ni-Brass	M8 Nano	20
	NBN3-8GM45-E2-V3	3	Nonflush	PNP N.O.	2 kHz	Ni-Brass	M8 Nano	21
	NEB3-8GM50-E-V3	3	Semi-flush	NPN N.O.	1 kHz	Ni-Brass	M8 Nano	22
	NEB3-8GM50-E2-V3	3	Semi-flush	PNP N.O.	1 kHz	Ni-Brass	M8 Nano	22



3-Wire and 4-Wire DC

Micro (M12) Quick Disconnect Models								
Dia. (mm)	Model Number	Range (mm)	Mounting	Electrical Output	Switching Frequency	Barrel Material†	Quick Disconnect	Dwg. No.
8	NJ1.5-8GM40-E-V1	1.5	Flush	NPN N.O.	5 kHz	SS	M12 Micro	23
	NJ1.5-8GM40-E2-V1	1.5	Flush	PNP N.O.	500 Hz	SS	M12 Micro	24
	NBB1.5-8GM40-E0-V1	1.5	Flush	NPN N.O.	1.5 kHz	Ni-Brass	M12 Micro	25
	NBB1.5-8GM40-E2-V1	1.5	Flush	PNP N.O.	1.5 kHz	Ni-Brass	M12 Micro	25
	NBB1.5-8GM50-A0-V1	1.5	Flush	NPN N.O. & N.C.	1.5 kHz	Ni-Brass	M12 Micro	26
	NBB1.5-8GM50-A2-V1	1.5	Flush	PNP N.O. & N.C.	1.5 kHz	Ni-Brass	M12 Micro	26
	NJ2-8GM40-E2-V1	2	Nonflush	PNP N.O.	400 Hz	SS	M12 Micro	27
	NBB2-8GM30-E0-V1*	2	Flush	NPN N.O.	3 kHz	Ni-Brass	M12 Micro	28
	NBB2-8GM30-E2-V1*	2	Flush	PNP N.O.	3 kHz	Ni-Brass	M12 Micro	28
	NBB2-8GM40-E0-V1	2	Flush	NPN N.O.	1.5 kHz	Ni-Brass	M12 Micro	29
	NBB2-8GM40-E2-V1	2	Flush	PNP N.O.	1.5 kHz	Ni-Brass	M12 Micro	29
	NBN2-8GM40-E0-V1	2	Nonflush	NPN N.O.	1.5 kHz	Ni-Brass	M12 Micro	30
	NBN2-8GM40-E2-V1	2	Nonflush	PNP N.O.	1.5 kHz	Ni-Brass	M12 Micro	30
	NBN3-8GM30-E0-V1	3	Nonflush	NPN N.O.	2 kHz	Ni-Brass	M12 Micro	31
	NBN3-8GM30-E2-V1	3	Nonflush	PNP N.O.	2 kHz	Ni-Brass	M12 Micro	31
	NEN6-8GM45-E2-V1	6	Semi-flush	PNP N.O.	500 Hz	Ni-Brass	M12 Micro	32



CONTINUED

*Also available in A0/A2 outputs.

†SS = stainless steel, Ni-Brass = nickel-plated brass

8 mm Diameter

Look for these logos in the drawings to identify our X-Series extended range and Half Pint short-barrel sensors



X-Series™
Sensing range 25-240% beyond "traditional" inductive sensors



Half Pint
Short-barrel cylindrical sensors for space-critical applications

Inductive Cylindrical

3-Wire and 4-Wire DC

Drawing No. 1
NJ1.5-8GM40-E2 [PNP N.O.]

1.5 mm Sensing Range

Drawing No. 2
NJ1.5-8GM50-E [NPN N.O.]

1.5 mm Sensing Range

Drawing No. 3
NBB1.5-8GM25-E0 [NPN N.O.]

1.5 mm Sensing Range

Drawing No. 4
NBB1.5-8GM50-E0 [NPN N.O.]
NBB1.5-8GM50-E2 [PNP N.O.]

1.5 mm Sensing Range

Drawing No. 5
NBB1.5-8GM60-A0 [NPN N.O. & N.C.]
NBB1.5-8GM60-A2 [PNP N.O. & N.C.]

1.5 mm Sensing Range

Drawing No. 6
NJ2-8GM40-E2 [PNP N.O.]

2 mm Sensing Range

Drawing No. 7
NJ2-8GM50-E [NPN N.O.]

2 mm Sensing Range

Drawing No. 8
NBB2-8GM30-E0 [NPN N.O.]
NBB2-8GM30-E2 [PNP N.O.]

2 mm Sensing Range

Drawing No. 9
NBN2-8GM50-E0 [NPN N.O.]
NBN2-8GM50-E2 [PNP N.O.]

2 mm Sensing Range

Drawing No. 10
NBB2-8GM50-E0 [NPN N.O.]
NBB2-8GM50-E2 [PNP N.O.]

2 mm Sensing Range

Drawing No. 11
NBN3-8GM30-E0 [NPN N.O.]
NBN3-8GM30-E2 [PNP N.O.]

3 mm Sensing Range

Drawing No. 12
NBN3-8GM50-E0 [NPN N.O.]

3 mm Sensing Range

Drawing No. 13
NEB3-8GM45-E2 [PNP N.O.]

3 mm Sensing Range

Drawing No. 14
NJ1.5-8GM40-E2-V3 [PNP N.O.]

1.5 mm Sensing Range

Drawing No. 15
NBB1.5-8GM20-E2-V3 [PNP N.O.]

1.5 mm Sensing Range

Drawing No. 16
NBB1.5-8GM50-E0-V3 [NPN N.O.]
NBB1.5-8GM50-E2-V3 [PNP N.O.]

1.5 mm Sensing Range



See pages 827-874 for cordsets



See pages 885-892 for accessories

Inductive Cylindrical

3-Wire and 4-Wire DC

Drawing No. 17
NBB2-8GM25-E2-V3 [PNP N.O.]

2 mm Sensing Range

Drawing No. 18
NBB2-8GM40-E2-V3 [PNP N.O.]

2 mm Sensing Range

Drawing No. 19
NBN2-8GM50-E0-V3 [NPN N.O.]
NBN2-8GM50-E2-V3 [PNP N.O.]

2 mm Sensing Range

Drawing No. 20
NBN3-8GM25-E2-V3 [PNP N.O.]

3 mm Sensing Range

Drawing No. 21
NBN3-8GM45-E2-V3 [PNP N.O.]

3 mm Sensing Range

Drawing No. 22
NEB3-8GM50-E-V3 [NPN N.O.]
NEB3-8GM50-E2-V3 [PNP N.O.]

3 mm Sensing Range

Drawing No. 23
NJ1.5-8GM40-E-V1 [NPN N.O.]

1.5 mm Sensing Range

Drawing No. 24
NJ1.5-8GM40-E2-V1 [PNP N.O.]

1.5 mm Sensing Range

Drawing No. 25
NBB1.5-8GM40-E0-V1 [NPN N.O.]
NBB1.5-8GM40-E2-V1 [PNP N.O.]

1.5 mm Sensing Range

Drawing No. 26
NBB1.5-8GM50-A0-V1 [NPN N.O. & N.C.]
NBB1.5-8GM50-A2-V1 [PNP N.O. & N.C.]

1.5 mm Sensing Range

Drawing No. 27
NJ2-8GM40-E2-V1 [PNP N.O.]

2 mm Sensing Range

Drawing No. 28
NBB2-8GM30-E0-V1 [NPN N.O.]
NBB2-8GM30-E2-V1 [PNP N.O.]

2 mm Sensing Range

Drawing No. 29
NBB2-8GM40-E0-V1 [NPN N.O.]
NBB2-8GM40-E2-V1 [PNP N.O.]

2 mm Sensing Range

Drawing No. 30
NBN2-8GM40-E0-V1 [NPN N.O.]
NBN2-8GM40-E2-V1 [PNP N.O.]

2 mm Sensing Range

Drawing No. 31
NBN3-8GM30-E0-V1 [NPN N.O.]
NBN3-8GM30-E2-V1 [PNP N.O.]

3 mm Sensing Range

Drawing No. 32
NEN6-8GM45-E2-V1 [PNP N.O.]

6 mm Sensing Range