

THIS DRAWING IS UNPUBLISHED.

RELEASED FOR PUBLICATION

© COPYRIGHT

ALL RIGHTS RESERVED.

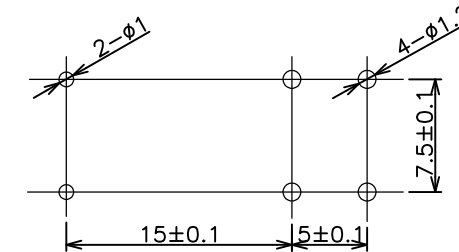

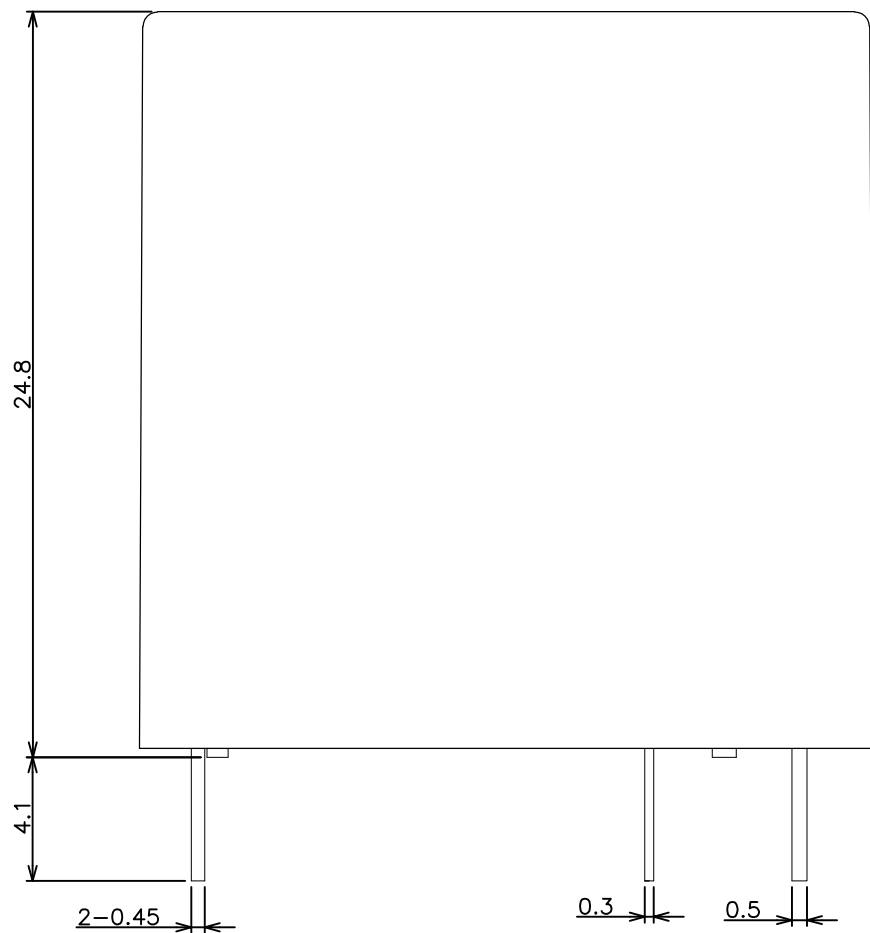
LOC
HB

DIST

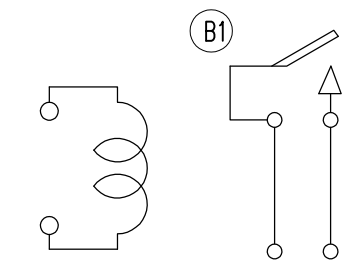
REVISIONS

P	LTR	DESCRIPTION	DATE	DWN	APVD
	B2	REVISED PER ECO-11-005140	26MAR11	RK	HMR

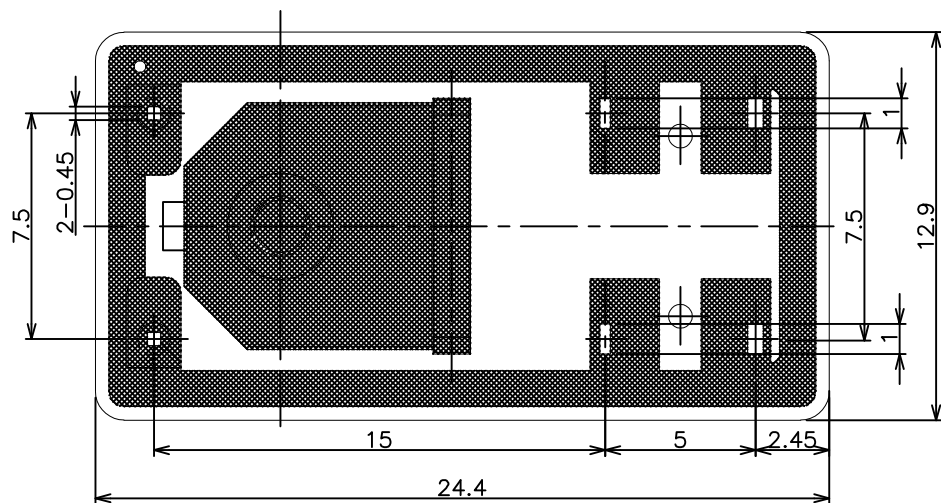
C VIEW



DRILLING DIAGRAM(2\1)
(BOTTOM VIEW)

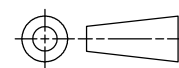


CONNECTION DIAGRAM



DWN MH.LIN			
CHK BH.YU			
APVD SUNNY,ZHANG		NAME	
PRODUCT SPEC -		OSZ TYPE CUSTOMER DRAWING	
APPLICATION SPEC -			
WEIGHT -		SIZE A3	CAGE CODE 00779
MATERIAL -		DRAWING NO 7-1419124-1	
FINISH -		RESTRICTED TO	
TOLERANCES UNLESS OTHERWISE SPECIFIED:		SCALE 4:1	
0 PLC ±		SHEET 1 OF 2	
1 PLC ±		REV B2	
2 PLC ±			
3 PLC ±			
4 PLC ±			
ANGLES ±			

DIMENSIONS:
mm



MATERIAL

TOLERANCES UNLESS OTHERWISE SPECIFIED:

- 0 PLC ±
- 1 PLC ±
- 2 PLC ±
- 3 PLC ±
- 4 PLC ±
- ANGLES ±

FINISH

DWN MH.LIN

CHK BH.YU

APVD SUNNY,ZHANG

PRODUCT SPEC -

APPLICATION SPEC -

WEIGHT -

CUSTOMER DRAWING

TE Connectivity

NAME

OSZ TYPE CUSTOMER DRAWING

SIZE

CAGE CODE

DRAWING NO

RESTRICTED TO

A3

00779

7-1419124-1

SCALE 4:1

SHEET 1 OF 2

REV B2

THIS DRAWING IS UNPUBLISHED.

RELEASED FOR PUBLICATION

© COPYRIGHT

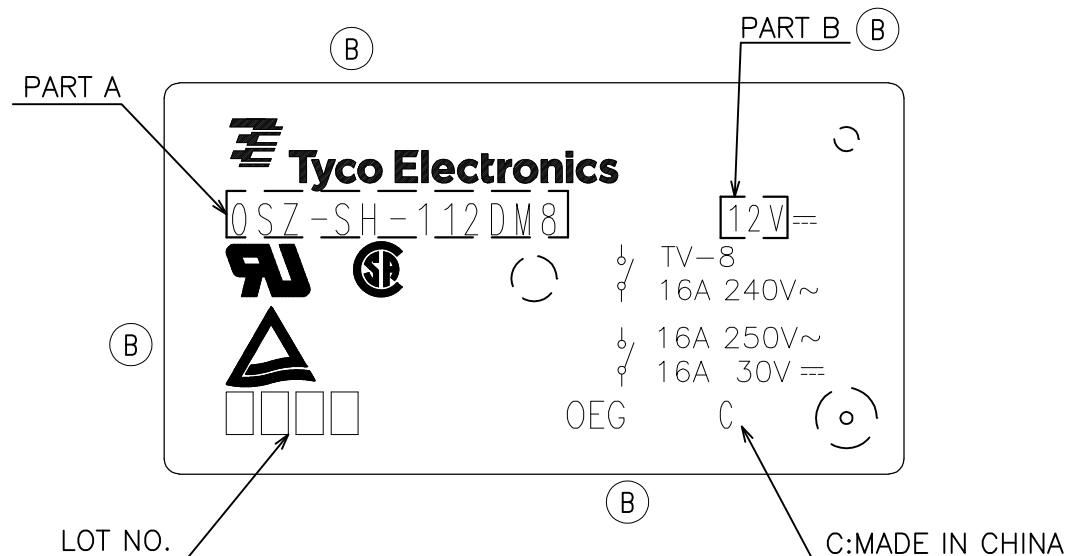
ALL RIGHTS RESERVED.

LOC
HB

DIST

REVISIONS

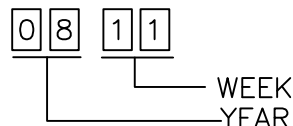
P	LTR	DESCRIPTION	ECN	DATE	DWN	APVD



C VIEW

NOTES:

1.LOT NO. SYSTEM AS FOLLOWING:



2.THE DIMENSION TOLERANCE AS FOLLOWING:

Diagram dimension	Tolerance
0.99mm max.	±0.1mm
1 - 2.99mm	±0.2mm
3mm min.	±0.3mm

3.TERMINAL DIMENSION DOES NOT INCLUDE SOLDER TIP

OSZ-SH-148DM8	1461389-7	48V	OSZ-SH-148DM8	h
OSZ-SH-109DM8	1461389-6	9V	OSZ-SH-109DM8	g
OSZ-SH-106DM8	1461389-5	6V	OSZ-SH-106DM8	f
OSZ-SH-105DM8	1461389-4	5V	OSZ-SH-105DM8	e
OSZ-SH-124DM8	2-1419153-4	24V	OSZ-SH-124DM8	d
OSZ-SH-124DM8	8-1440003-4	24V	OSZ-SH-124DM8	c
OSZ-SH-112DM8	7-1419124-2	12V	OSZ-SH-112DM8	b
OSZ-SH-112DM8	7-1419124-1	12V	OSZ-SH-112DM8	a
TE CONNECTIVITY TYPE NAME	TE CONNECTIVITY PART NAME	PART B	PART A	No.

RELAY TYPE

		EPOXY RESIN	RESIN	15
UL94 V-0		PBT	CASE	14
CLASS E		UEW	MAGNETIC WIRE	13
		PET	BASE	12
UL94 V-0		PBT	BOBBIN	11
		CP WIRE	COIL TERMINAL	10
UL94 V-0		PPS	CARD	9
		Ag ALLOY	MOVABLE CONTACT	8
		Ag ALLOY	STATIONARY CONTACT	7
		Cu ALLOY	HINGE SPRING	6
		Cu ALLOY	STATIONARY TERMINAL	5
		Cu ALLOY	MOVABLE SPRING	4
	Cu-Ni PLATED	STEEL	CORE	3
	Cu-Ni PLATED	STEEL	ARMATURE	2
	Ni PLATED	STEEL	YOKE	1
INCOMBUSTIBILITY	TREATMENT	MATERIAL	DESCRIPTION	ITEM

DWN		TE Connectivity			
CHK					
APVD					
PRODUCT SPEC					
APPLICATION SPEC		NAME			
WEIGHT		OSZ TYPE CUSTOMER DRAWING			
MATERIAL		SIZE	CAGE CODE	DRAWING NO	RESTRICTED TO
FINISH		A3	00779	C- 7-1419124-1	
DIMENSIONS: mm		TOLERANCES UNLESS OTHERWISE SPECIFIED:			
		0 PLC	±		
		1 PLC	±		
		2 PLC	±		
		3 PLC	±		
		4 PLC	±		
		ANGLES	±		
CUSTOMER DRAWING		SCALE	SHEET	OF	REV
		4:1	2	2	B2