

Power PCB Relay Card E

- 1 pole 8 A, 1 CO or 1 NO contact
- 4 kV coil-contact
- Vertical and horizontal version
- Version with bifurcated contacts
- Wash tight
- RoHS compliant (Directive 2002/95/EC) as per product date code 0426

Applications

I/O modules, heating control, timers



F0151-B

Approvals

VDE REG.-Nr. 5146, CE us E214024
Technical data of approved types on request

Contact data

Contact configuration	1CO or 1NO		
Contact set	single cont.	single cont.	twin contact
Type of interruption	micro disconnection		
Rated current	8 A	5 A	5 A
Rated voltage / max.switching voltage AC	240/400 VAC		
Maximum breaking capacity AC	2000 VA	1250 VA	1250 VA
Limiting making capacity, max 4 s, duty factor 10%	15 A		
Contact material	AgCdO; AgNi20	AgNi0,15	AgNi0,15
Mechanical endurance	20x10 ⁶ cycles		
Rated frequency of operation with / without load	6 / 1200 min ⁻¹		

Contact ratings

Type	Load	Cycles
-A102	4 A, 30 VDC, resistive	2x10 ⁶
-A102	1 A, 24 VDC, inductive L/R=40ms	2x10 ⁵
-A402	1 A, 230 VAC, cosφ=0.4	5x10 ⁵

Coil data

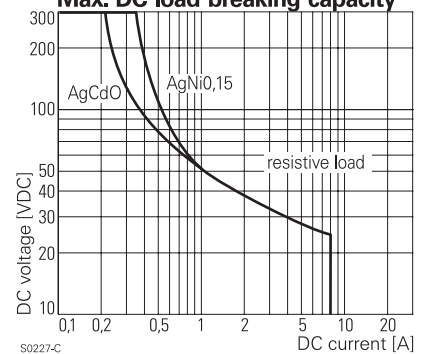
Rated coil voltage range DC coil	6...60 VDC
Coil power DC coil	450...500 mW

Coil versions, DC-coil

Coil code	Rated voltage VDC	Operate voltage VDC	Release voltage VDC	Coil resistance Ohm	Rated coil power mW
001	6	4.0	0.6	80±10%	450
002	12	8.0	1.2	330±10%	436
006	24	16.0	2.4	1200±15%	480
013	48	32.0	4.8	4700±15%	490
023	60	40.0	6.0	7200±15%	500

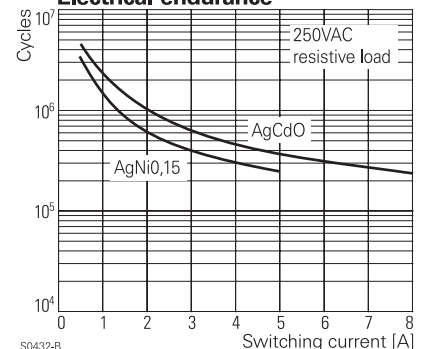
All figures are given for coil without preenergization, at ambient temperature +23°C
Other coil voltages on request

Max. DC load breaking capacity



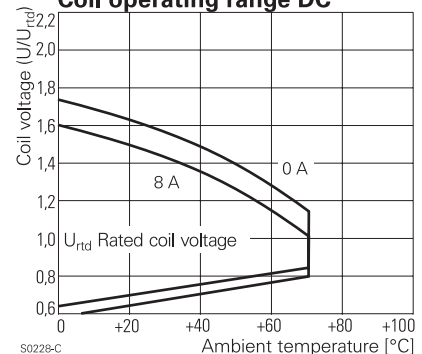
S0227-C

Electrical endurance



S0432-B

Coil operating range DC



S0228-C

Insulation

Dielectric strength coil-contact circuit	4000 V _{rms}
open contact circuit	1000 V _{rms}
Clearance / creepage coil-contact circuit	≥ 4 / 4 mm
Material group of insulation parts	IIIa
Tracking index of relay base	PTI 225
Insulation to IEC 60664-1	
Type of insulation coil-contact circuit	basic
open contact circuit	functional
Rated insulation voltage	250 V
Pollution degree	3
Rated voltage system	230 V
Overvoltage category	III

Other data

RoHS - Directive 2002/95/EC	compliant as per product date code 0426
Flammability class according to UL94	V-0
Ambient temperature range	-40...+70°C
Operate- / release time	typ. 7 / 3 ms
Bounce time NO / NC contact	typ. 0,5 / 3 ms
Category of protection	RTIII-wash tight
Mounting	pcb
Mounting distance	5 mm
Resistance to soldering heat	260°C / 5 s
Relay weight	14 g
Packaging unit	20 / 400 pcs

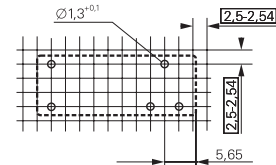
Accessories

For details see datasheet Accessories Card E

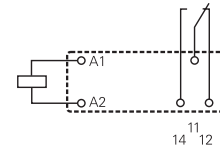
PCB layout / terminal assignment

Bottom view on solder pins

Vertical version

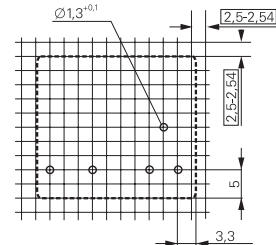


S0257-AH

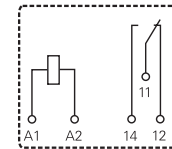


S0257-AB

Horizontal version



S0257-AI

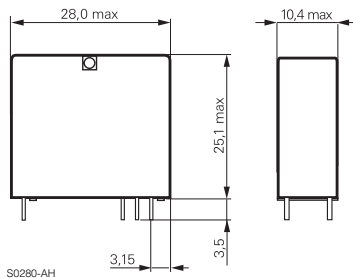


S0257-AE

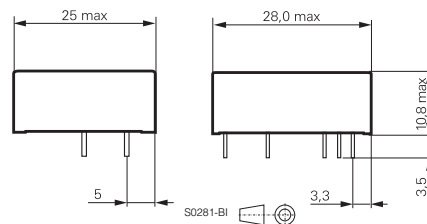
Dimensions

Vertical version

Horizontal version



S0280-AH



S0281-BI

Product key

V 2 3 0 5 7 - 0 - - - - -

Type

Version

A horizontal **B** vertical

Version

0 standard **2** flux proof

Coil

001 6 VDC **013** 48 VDC
002 12 VDC **023** 60 VDC
006 24 VDC

Contact set

A single contact **B** bifurcated contact (CO version only)

Contact material

1 AgNi 0.15 **4** AgCdO
2 AgNi 20

Contact configuration

01 1 CO contact **02** 1 NO contact

Other types on request

Product key	Version	Cont.type	Cont.material	Cont.config.	Coil	Part number
V23057-A0002-A101	horizontal	single contact	AgNi 0.15	1 CO	12 VDC	0-1393215-4
V23057-A0002-A401			AgCdO	contact		0-1393215-9
V23057-A0006-A101	vertical	single contact	AgNi 0.15	1 NO cont.	24 VDC	2-1393215-1
V23057-A0006-A401			AgCdO			contact
V23057-A0006-A402			AgNi 0.15	1 CO	48 VDC	2-1393215-7
V23057-A0013-A101			AgCdO	contact	4-1393215-8	
V23057-A0013-A401			AgNi 0.15	1 NO cont.	60 VDC	4-1393215-0
V23057-A0023-A101			AgCdO			5-1393215-5
V23057-A0023-A401	vertical	single contact	AgNi 0.15	1 CO cont.	12 VDC	5-1393215-6
V23057-B0002-A101			AgCdO			contact
V23057-B0002-A401			AgNi 0.15	1 NO cont.	7-1393215-1	
V23057-B0002-A402			AgCdO	1 CO cont.	7-1393215-2	
V23057-B0006-A101			AgNi 0.15	1 NO cont.	24 VDC	7-1393215-5
V23057-B0006-A102			AgCdO	1 CO cont.	7-1393215-9	
V23057-B0006-A401			AgNi 0.15	1 NO cont.	8-1393215-5	
V23057-B0006-A402			AgCdO	1 CO cont.	8-1393215-6	
V23057-B0013-A101			AgNi 0.15	1 CO	48 VDC	8-1393215-4
V23057-B0013-A401			AgCdO	contact	9-1393215-6	
V23057-B0023-A401				60 VDC	0-1393216-6	