



PART NO.

2226TG

REVISIONS

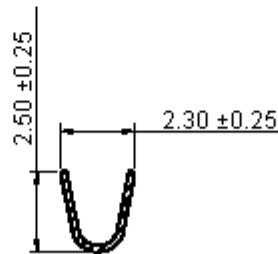
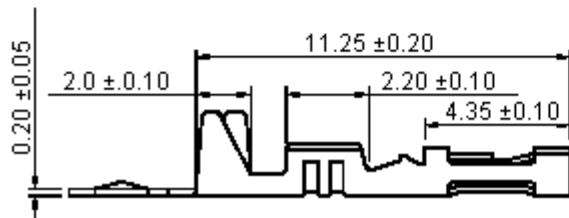
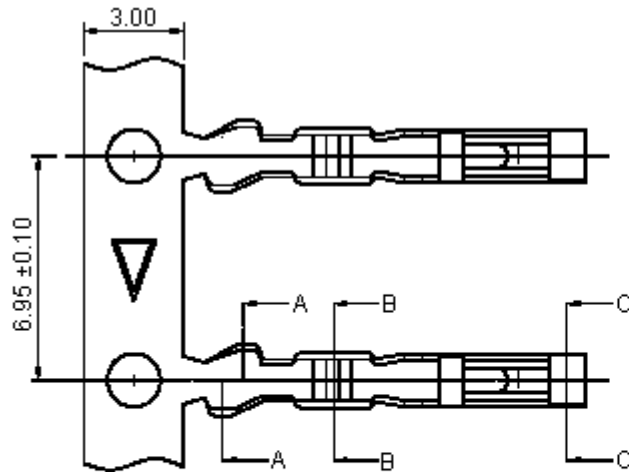
ECN #	REV	DESCRIPTION	DRAWN	DATE	CHECKD	DATE	APPRVD	DATE
-	A	RELEASED	Veena	02/8/08	Suresh	02/8/08	G. C	17/8/08

Specifications:

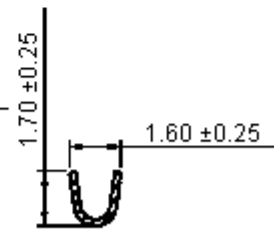
Application wire : AWG #24 to #28.

Material:

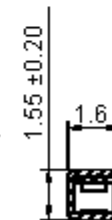
Contact : Phosphor bronze.



Section: A-A



Section: B-B



Section: C-C

Dimensions : Millimetres

This data sheet and its contents (the "Information") belong to the Premier Farnell Group (the "Group") or are licensed to it. No licence is granted for the use of it other than for information purposes in connection with the products to which it relates. No licence of any intellectual property rights is granted. The Information is subject to change without notice and replaces all data sheets previously supplied. The Information supplied is believed to be accurate but the Group assumes no responsibility for its accuracy or completeness, any error in or omission from it or for any use made of it. Users of this data sheet should check for themselves the Information and the suitability of the products for their purpose and not make any assumptions based on information included or omitted. Liability for loss or damage resulting from any reliance on the Information or use of it (including liability resulting from negligence or where the Group was aware of the possibility of such loss or damage arising) is excluded. This will not operate to limit or restrict the Group's liability for death or personal injury resulting from its negligence. SPC MULTICOMP is the registered trademark of the Group. © Premier Farnell plc 2008.

TOLERANCES:

UNLESS OTHERWISE
SPECIFIED,
DIMENSIONS ARE
FOR REFERENCE
PURPOSES ONLY.

DRAWN BY:

Veena

DATE:

02/08/08

CHECKED BY:

Suresh

02/08/08

APPROVED BY:

G.Cook

17/08/08

DRAWING TITLE:

Wire to Board Crimp Terminal

SIZE
A

DWG NO.

M100013623

ELECTRONIC FILE
2226TG-LF(PC0006)_DWGREV
A

SCALE: NTS

U.O.M.: mm

SHEET: 1 OF 2



PART NO.

2226TG

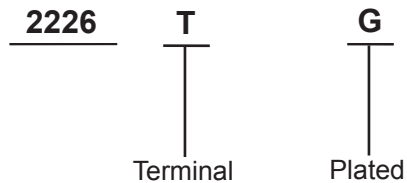
REVISIONS

ECN #	REV	DESCRIPTION	DRAWN	DATE	CHECKD	DATE	APPRVD	DATE
-	A	RELEASED	Veena	02/8/08	Suresh	02/8/08	G. C	17/8/08

Part Number Table

Description	Part Number
Crimp Terminal, 24-28AWG	2226TG

Part Number Explanation:



Plated : G = Selective Gold Plated.

<http://www.farnell.com>

<http://www.newark.com>

<http://www.cpc.co.uk>

This data sheet and its contents (the "Information") belong to the Premier Farnell Group (the "Group") or are licensed to it. No licence is granted for the use of it other than for information purposes in connection with the products to which it relates. No licence of any intellectual property rights is granted. The Information is subject to change without notice and replaces all data sheets previously supplied. The Information supplied is believed to be accurate but the Group assumes no responsibility for its accuracy or completeness, any error in or omission from it or for any use made of it. Users of this data sheet should check for themselves the Information and the suitability of the products for their purpose and not make any assumptions based on information included or omitted. Liability for loss or damage resulting from any reliance on the Information or use of it (including liability resulting from negligence or where the Group was aware of the possibility of such loss or damage arising) is excluded. This will not operate to limit or restrict the Group's liability for death or personal injury resulting from its negligence. SPC MULTICOMP is the registered trademark of the Group. © Premier Farnell plc 2008.

TOLERANCES:

UNLESS OTHERWISE
SPECIFIED,
DIMENSIONS ARE
FOR REFERENCE
PURPOSES ONLY.

DRAWN BY:

Veena

DATE:

02/08/08

CHECKED BY:

Suresh

DATE:

02/08/08

APPROVED BY:

G.Cook

DATE:

17/08/08

DRAWING TITLE:

Wire to Board Crimp Terminal

SIZE
A

DWG NO.

M100013623

ELECTRONIC FILE
2226TG-LF(PC0006)_DWGREV
A

SCALE: NTS

U.O.M.: mm

SHEET: 2 OF 2