

1700 & 1750 Lever Switches

16A 250Vac Single and Double Pole



- ▶ Nylon lever switches
- ▶ Ratings up to 20A, 250V ac
- ▶ Single and double pole
- ▶ Wide choice of terminals
- ▶ Choice of circuit options including 3 position
- ▶ Flat & round lever profiles



16(4)A 250Vac T85



UL 20A 250Vac Non Ind (Single pole)
 UL 16A 250Vac Non Ind (Double pole)
 UL CSA (2 pos types) 250Vac 1hp, 125Vac 1/2hp
 UL CSA (3 pos types) 250Vac 1/2hp, 125Vac 1/4hp
 CSA 16A 250Vac Non Ind
 UL 85°C, file E45221, CSA file LR10990
 UL and CSA N/A on momentary types

In house test

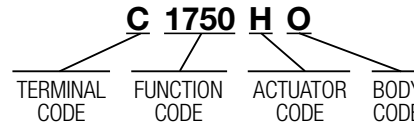
Inrush 36A to EN61058-1 & 20A 28Vdc



RoHS compliant

Selective "A, B, C" and "OFF, A, A+B" circuits at 5 amp also available.
 3mm contact gap except where marked μ .
 Technical data on pages 4 & 5.

ORDER FORMAT



TERMINAL	FUNCTION	ACTUATOR
C 6.3 x 0.8	Single pole 1700 	Double pole 1750
H 4.8 x 0.8	1710 μ 	1760 μ
K 2.8 x 0.8	1720 μ 	1770 μ
T Solder	1721 μ 	
X PCB 0.8 Sq	1722 μ 	
		H 16.4
		R 13.8

The switch is on between centre terminals (2 & 5) and the terminals over which the lever is positioned.



C1700RO



C1700HO



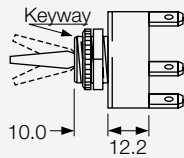
C1760RO



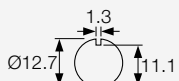
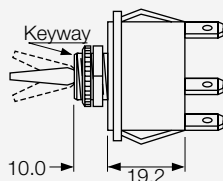
C1750HO

BODY

0
Single pole



0
Double pole



Panel hole (all types)
Panel thickness (Max)
Both nuts - 3.5mm
Less backnut - 6.5mm

OPTIONS

Neck Seal M539
Material - Nitrile
(H & R Actuators)
Actuator visible



Cover M1080
Material - EPDM
(R Actuator only)



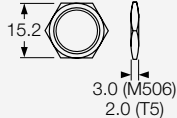
Cover M331
Material - PVC
(R Actuator only)



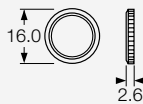
Covers have internal nylon nuts

Fixing nuts (Standard is M506 & T92)

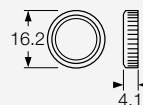
T5 Hex brass
M506 Hex nylon



T92 Knurled brass

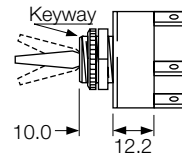
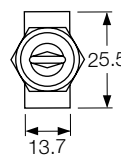


M279 Knurled nylon



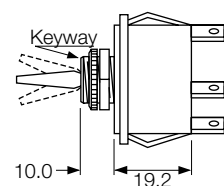
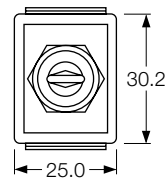
DIMENSIONS (mm)

Single Pole
(C terminals shown)



Optional
P232 plate
SP or DP

Double Pole
(C terminals shown)



Optional terminal barrier M441 is available.