

# Farnell Order Code: 1538954

**FOX MODEL: FXO-LC735R-106.25**

**FOX Part Number: 771-106.25-8**  
**LVDS, CERAMIC, SMD, OSCILLATOR**

**Specifications**

Parameters	
Frequency	106.25 MHz
Frequency Stability <sup>1</sup>	±50 PPM
Temperature Range	
Operating (T <sub>OPR</sub> )	-40°C ~ +85°C
Storage (T <sub>STG</sub> )	-55°C ~ +125°C
Supply Voltage (V <sub>DD</sub> )	3.3V ± 5%
Input Current (I <sub>DD</sub> )	100 mA Max
Differential Output Voltage (V <sub>OD</sub> )	0.250V ~ 0.450V
Output Offset Voltage (V <sub>OS</sub> )	1.125V Typ
Differential Output Swing (V <sub>P-P</sub> )	0.250V <sub>P-P</sub> Min
Output Symmetry (50% V <sub>P-P</sub> Level)	45% ~ 55%
Rise Time (20% ~ 80% V <sub>P-P</sub> ) (TR)	400 pS Max
Fall Time (80% ~ 20% V <sub>P-P</sub> ) (TF)	400 pS Max
Output Load (Recommended Circuit below)	100 ohms
Startup Time (T <sub>S</sub> )	10 ms Max
Output Enable / Disable Time <sup>2</sup>	100 nS Max
Phase Jitter (12kHz ~ 20MHz)	0.83 pS Typ.
Maximum Soldering Temp / Time	260°C / 10 Seconds
Moisture Sensitivity Level (MSL)	1
Termination Finish	Au

<sup>1</sup> Inclusive of 25°C tolerance, operating temperature range, input voltage change, load change, aging, shock, and vibration.

<sup>2</sup> An internal pullup resistor from pin 1 to pin 6 allows active output if pin 1 is left open.

ENABLE/DISABLE FUNCTION <sup>2</sup>	
Pin 1	OUTPUT (Pin 4, 5)
OPEN <sup>1</sup>	ACTIVE
'1' Level V <sub>IH</sub> ≥ 70%V <sub>DD</sub>	ACTIVE
'0' Level V <sub>IL</sub> ≤ 30%V <sub>DD</sub>	High Z

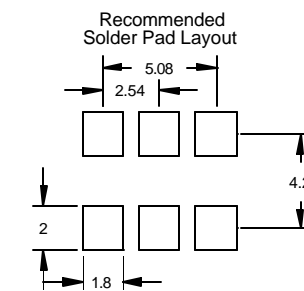
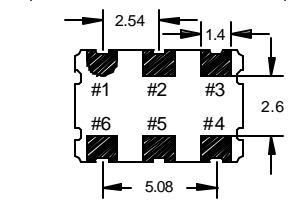
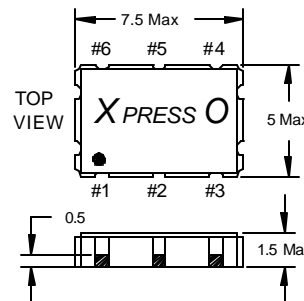
**NOTE** A 0.01µF bypass capacitor should be placed between V<sub>DD</sub> (Pin6) and GND (Pin 3) to minimize power supply line noise.

**RoHS Compliance Status: Compliant**



Drawing is for reference to critical specifications defined by size measurements. Certain non-critical visual attributes, such as side castellations, reference pin shape, etc. may vary

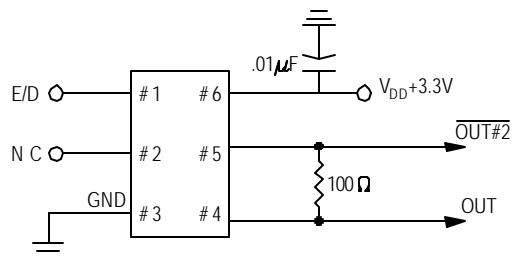
**Mechanical / Dimensions (millimeters):**



**Pin Connections**

- #1 E/D      #4 Output 1
- #2 NC      #5 Output 2
- #3 GND     #6 V<sub>DD</sub>

**A. Recommended Circuit**



**NOTE** The above specifications, having been carefully prepared and checked, is believed to be accurate at the time of publication; however, no responsibility is assumed by Fox Electronics for inaccuracies.

Reference / Comments	Title / Description: Product Specifications		
	Drawing Number: DWG-4551-2	Rev: 1	Size: A
	Part Number: 771-106.25-8		Cage: 61429
	Draftsperson: AR	Approved: BN	Date: 01/15/2008