

# Schottky Barrier Rectifier

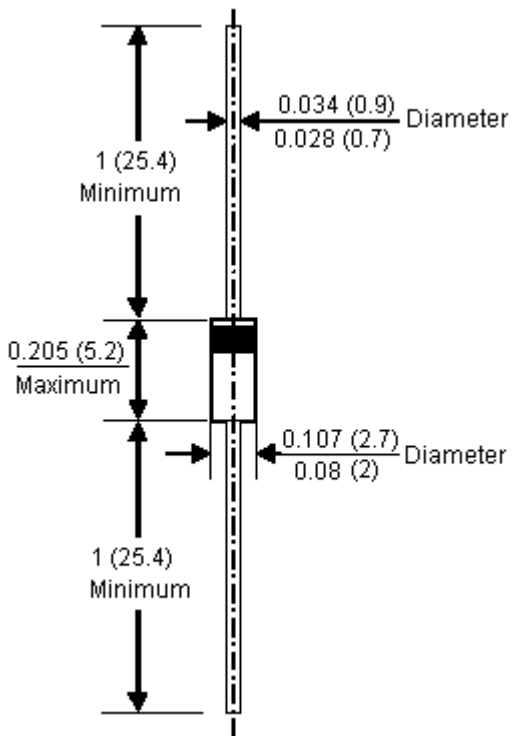


## Features:

- Metal-semiconductor junction with guard ring.
- Epitaxial construction.
- Low forward voltage drop.
- High current capability.
- For use in low voltage, high frequency inverters, free wheeling, and polarity protection applications.

Reverse Voltage - 50 V  
Forward Current - 1 Ampere

## DO - 41



Dimensions : Inches (Millimetres)

## Mechanical Data

Case	: JEDEC DO-41 moulded plastic.
Polarity	: Colour band denotes cathode.
Weight	: 0.012 oz, 0.34 g.
Mounting position	: Any.

# Schottky Barrier Rectifier



## Maximum Ratings and Electrical Characteristics

Rating at 25°C ambient temperature unless otherwise specified.

Single phase, half wave, 60 Hz, resistive or inductive load.

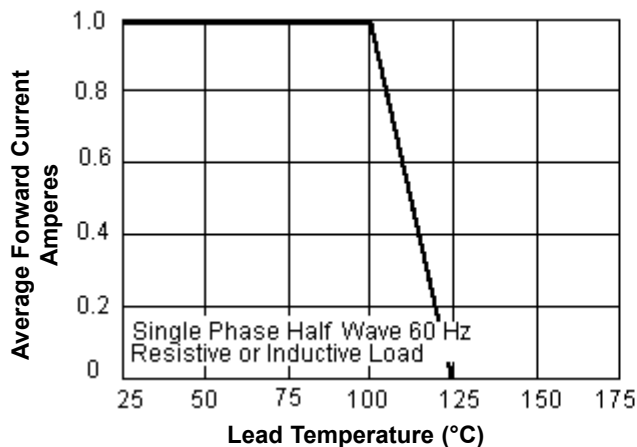
For capacitive load, derate current by 20%.

Characteristics	Symbol	SR150	Unit
Maximum Recurrent Peak Reverse Voltage	$V_{RRM}$	50	V
Maximum RMS Voltage	$V_{RMS}$	35	
Maximum DC Blocking Voltage	$V_{DC}$	50	
Maximum Average Forward Rectified Current 0.375" (9.5 mm) Lead Lengths at $T_L = 100^\circ\text{C}$	$I_{(AV)}$	1	A
Peak Forward Surge Current 8.3 ms Single Half Sine-wave Super Imposed on Rated Load (JEDEC Method)	$I_{FSM}$	40	
Peak Forward Voltage at 1 A dc	$V_F$	0.7	V
Maximum DC Reverse Current at $T_J = 25^\circ\text{C}$ Rated DC Blocking Voltage at $T_J = 100^\circ\text{C}$	$I_R$	1 10	mA
Typical Junction Capacitance (Note 1)	$C_J$	80	pF
Typical Thermal Resistance (Note 2)	$R_{\theta JL}$	15	$^\circ\text{C/W}$
Operating Temperature Range	$T_J$	-55 to +125	$^\circ\text{C}$
Storage Temperature Range	$T_{STG}$	-55 to +150	

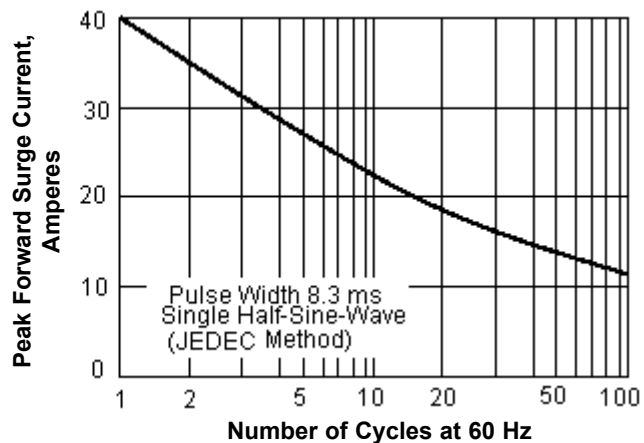
- Notes :**
1. Measured at 1 MHz and applied reverse voltage of 4 V dc.
  2. Thermal resistance junction to lead.

## Rating and Characteristics Curves

Forward Current Derating Curve



Maximum Non-Repetitive Surge Current

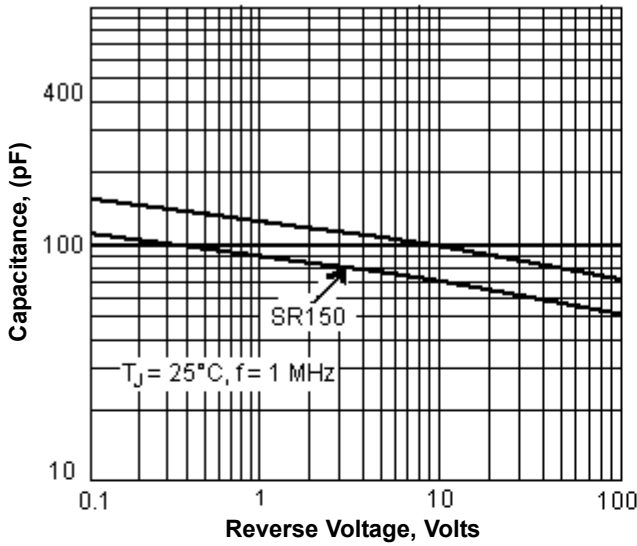


# Schottky Barrier Rectifier

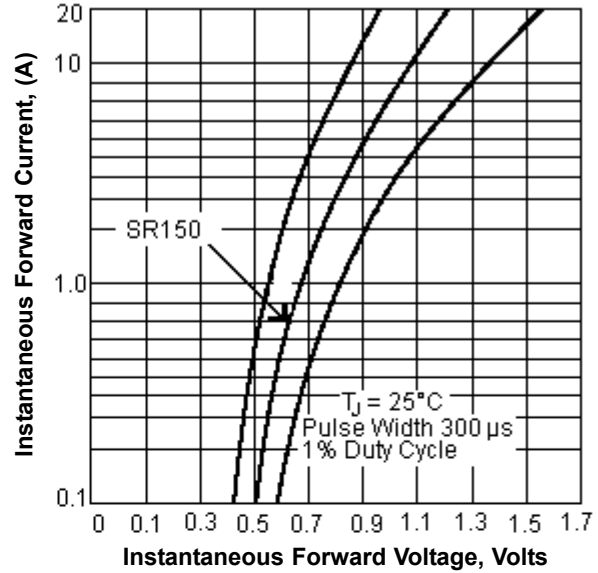


## Rating and Characteristics Curves

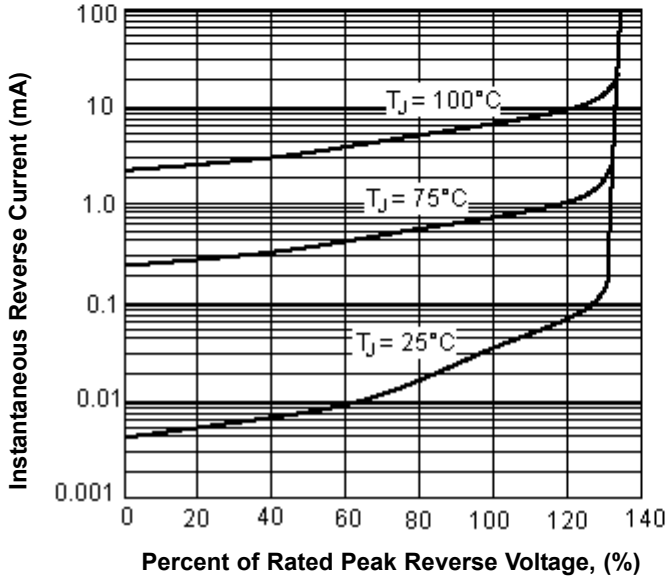
Typical Junction Capacitance



Typical Forward Characteristics



Typical Reverse Characteristics



**Important Notice :** This data sheet and its contents (the "Information") belong to the members of the Premier Farnell group of companies (the "Group") or are licensed to it. No licence is granted for the use of it other than for information purposes in connection with the products to which it relates. No licence of any intellectual property rights is granted. The Information is subject to change without notice and replaces all data sheets previously supplied. The Information supplied is believed to be accurate but the Group assumes no responsibility for its accuracy or completeness, any error in or omission from it or for any use made of it. Users of this data sheet should check for themselves the Information and the suitability of the products for their purpose and not make any assumptions based on information included or omitted. Liability for loss or damage resulting from any reliance on the Information or use of it (including liability resulting from negligence or where the Group was aware of the possibility of such loss or damage arising) is excluded. This will not operate to limit or restrict the Group's liability for death or personal injury resulting from its negligence. Multicomp is the registered trademark of the Group. © Premier Farnell plc 2011.