

PCB LAYOUT - COMPONENT VIEW

TECHNICAL CHARACTERISTICS

MATERIAL

INSULATOR: LCP
 FLAMABILITY RATING: UL94-V0
 COLOR: BLUE
 CONTACT MATERIAL: PHOSPHORE BRONZE
 CONTACT TYPE: STAMPED
 CONTACT PLATING: UNDERPLATE 1.27 to 2.54 µm Ni
 CONTACT AREA 0.76 µm Gold
 SOLDER TAIL AREA 2.54 to 5.08 µm Matt Tin
 SHIELDING: BRASS MATT TIN PLATED

ENVIRONMENTAL

OPERATING TEMPERATURE: -20 up to +85°C
 COMPLIANCE: RoHS & LEAD FREE AS PER DIRECTIVE 2002/95/EC
 HALOGEN FREE COMPLIANT AS PER IEC 61249-2-21

ELECTRICAL

CURRENT RATING:
 - PIN 1 & PIN 4 (Vbus & corresponding ground PIN) 1.8A Max
 - OTHER PINS 0.25 A min
 WORKING VOLTAGE: 30Vac
 DIELECTRIC WITHSTANDING VOLTAGE: 100Vac/min
 INSULATION RESISTANCE: > 100MΩ
 CONTACT RESISTANCE:
 - PIN 1 & PIN 4: 30mΩ Max
 - OTHER PINS: 50mΩ Max
 IMPEDANCE: 90Ω +/- 15Ω @ 50ps RISE TIME (20~80%)

STANDARD

CERTIFIED: E323964 / MODEL NUMBER 692121230100

MECHANICAL

INSERTION FORCE: 35.0N Max
 EXTRACTION FORCE: 10.0N min
 QUALITY CLASS: 5000 MATING CYCLES

SOLDERING

WAVE & REFLOW PROCESS AS PER JEDEC J-STD-020D

PACKAGING

TAPE & REEL

RoHS Compliant

G			
F			
E			
D			
C			
B	10-MAY-11	UL	GG
A	16-SEP-10	PDF	JP
REV	DATE	FILE	BY

PROJECTION:

GENERAL TOLERANCE
 .X = +/- 0.2
 .XX = +/- 0.15



APPROVAL: RJ

UNIT: MM
 SCALE:
 SHEET: 1/2
 DRAW: JOE

DESCRIPTION: USB 3.0 HORIZONTAL TYPE A WITH OFFSET 1.04 MM
 WERI PART NO: 692 121 230 100

SIZE
A4

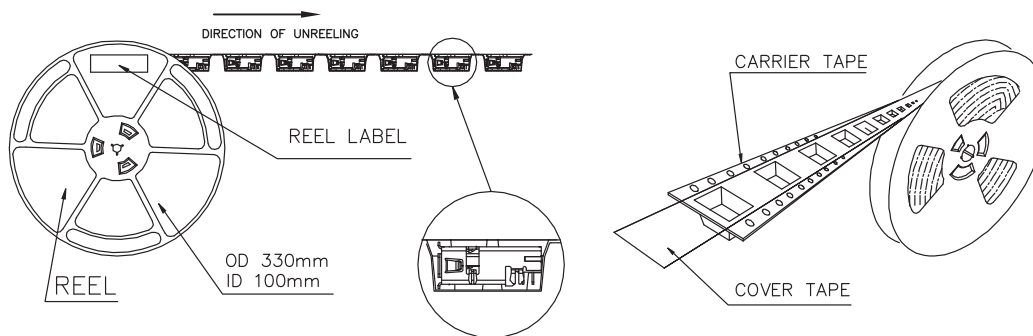
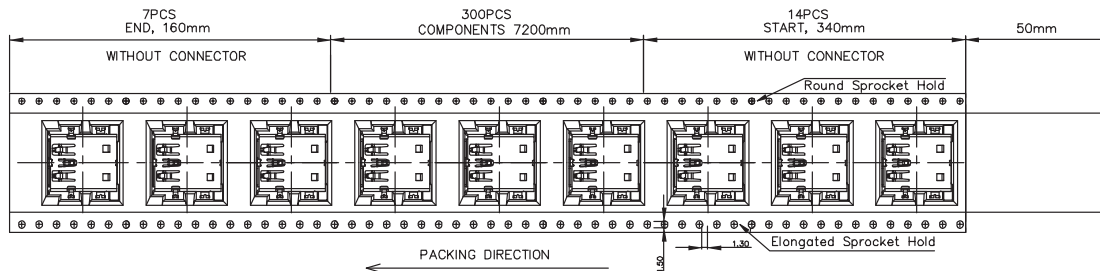
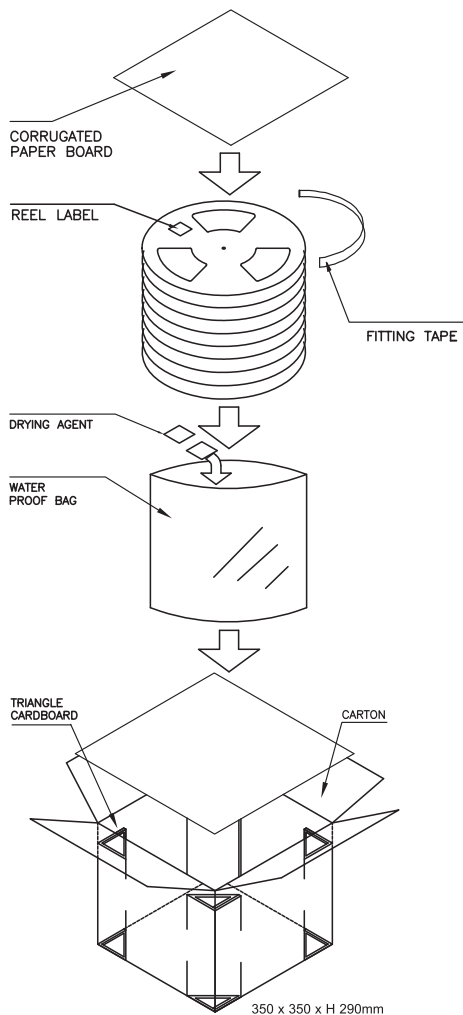
1

2

3

4

5



NOTES
 1. MATERIALS: PS
 2. 1500PCS/CARTON
 3. RoHS
 All Material in According With The Rohs Environment Related Substances List Controlled.

RoHS Compliant

G			
F			
E			
D			
C			
B			
A			
REV	DATE	FILE	BY

PROJECTION:

GENERAL TOLERANCE
 .X = ± 0.2
 .XX = ± 0.15

WÜRTH ELEKTRONIK

APPROVAL: RJ

UNIT: MM
 SCALE:
 SHEET: 2/2
 DRAW: JOE

DESCRIPTION: USB 3.0 HORIZONTAL TYPE A WITH OFFSET 1.04 MM
 WERI PART NO: 692 121 230 100

SIZE
A4

A

B

C

D