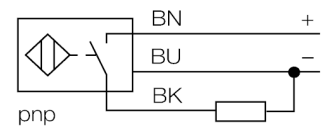


- Threaded barrel, M30 x 1.5
- Chrome-plated brass
- Factor 1 for all metals
- Protection class IP68
- Magnetic field immune
- High switching distance
- Recessed mounting possible
- DC 3-wire, 10...30 VDC
- NO contact, PNP output
- Cable connection

Wiring diagram



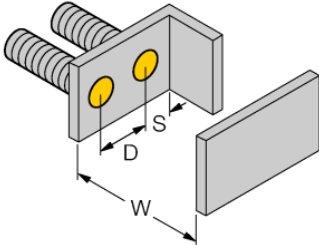
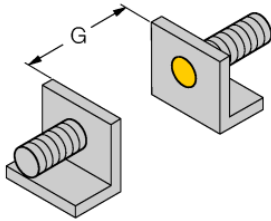
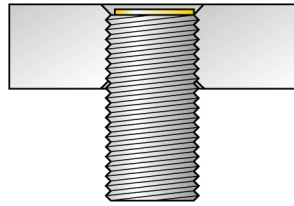
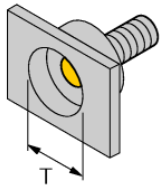
Functional principle

Inductive sensors detect metal objects contactless and wear-free. uprox®+ sensors have considerable advantages due to their patented multi-coil system. They excel in highest switching distances, maximum flexibility and operational reliability as well as efficient standardization.

Type	BI15U-M30-AP6X
Ident-No.	1636731
Rated operating distance Sn	15 mm
Mounting condition	flush
Assured sensing range	≤ (0,81 x Sn) mm
Repeatability	≤ 2 %
Temperature drift	≤ ± 10 %
Hysteresis	≤ ± 15 %, ≤ -25 °C v ≥ +70 °C
Ambient temperature	3...15
	-30...+85
Operating voltage	10...30
Residual ripple	≤ 10 % U _{SS}
DC rated operational current	≤ 200 mA
No-load current I ₀	≤ 15 mA
Residual current	≤ 0.1 mA
Rated insulation voltage	≤ 0.5 kV
Short-circuit protection	yes/ cyclic
Voltage drop at I _e	≤ 1.8 V
Wire breakage / Reverse polarity protection	yes/ complete
Output function	3-wire, NO contact, PNP
Protection class	☐
Switching frequency	≤ 1 kHz
Design	threaded barrel, M30 x 1.5
Dimensions	64
Housing material	Metal, CuZn, chrome-plated
Material active face	Plastic, LCP-GF30
End cap	Plastic, EPTR
Tightening torque of housing nut	75 Nm
Connection	cable
Cable quality	5.2 mm, LifYY, PVC, 2m
Cable cross section	3 x 0.34
Vibration resistance	55 Hz (1 mm)
Shock resistance	30 g (11 ms)
Protection class	IP68
Switching state	LED yellow

Mounting instructions	minimum distances
Distance D	60 mm
Distance W	45 mm
Distance T	90 mm
Distance S	45 mm
Distance G	90 mm

Diameter of the active area B	Ø 30 mm
--------------------------------------	---------



Flush and recessed mounting of all uprox®+ threaded barrel sensors. Safe operation is ensured if the sensor is screwed in by half a turn.

Accessories

Type code	Ident-No.	Short text	Dimension drawing
PN-M30	6905308	Screw cap; material: Stainless steel A2 1.4305 (AISI 303)	
BST-30B	6947216	Fixing clamp with dead-stop; material: PA6	
QM-30	6945103	Quick-mount bracket with dead-stop; material: Chrome-plated brass Male thread M36 x 1.5. Note: The switching distance of proximity switches can be reduced by the use of quick-mount brackets.	
MW-30	6945005	Mounting bracket; material: Stainless steel A2 1.4301 (AISI 304)	
BSS-30	6901319	Fixing clamp; material: Polypropylene	