



**ATTENTION**  
OBSERVE PRECAUTIONS  
FOR HANDLING  
ELECTROSTATIC  
DISCHARGE  
SENSITIVE  
DEVICES

PRELIMINARY SPEC

P/N: LSL-062-05



### Features

- THE LED LIGHT MODULE CONSISTS OF A MAXIMUM OF 26 HIGH-BRIGHTNESS PLCC-2 SMD LEDS MOUNTED ON FLEXIBLE PCB WITH SELF-ADHESIVE BACKING.
- EACH LED HAS 120° VIEWING ANGLE FOR EVEN LIGHT DISTRIBUTION.
- LENGTH OF EACH MODULE CAN RANGE FROM 28mm (2 LEDS) TO 364mm (26 LEDS).
- UP TO TEN FULL MODULES (364cm, 260 LEDS) CAN BE CONNECTED TO ONE POWER SUPPLY.
- RoHS COMPLIANT.

### Applications

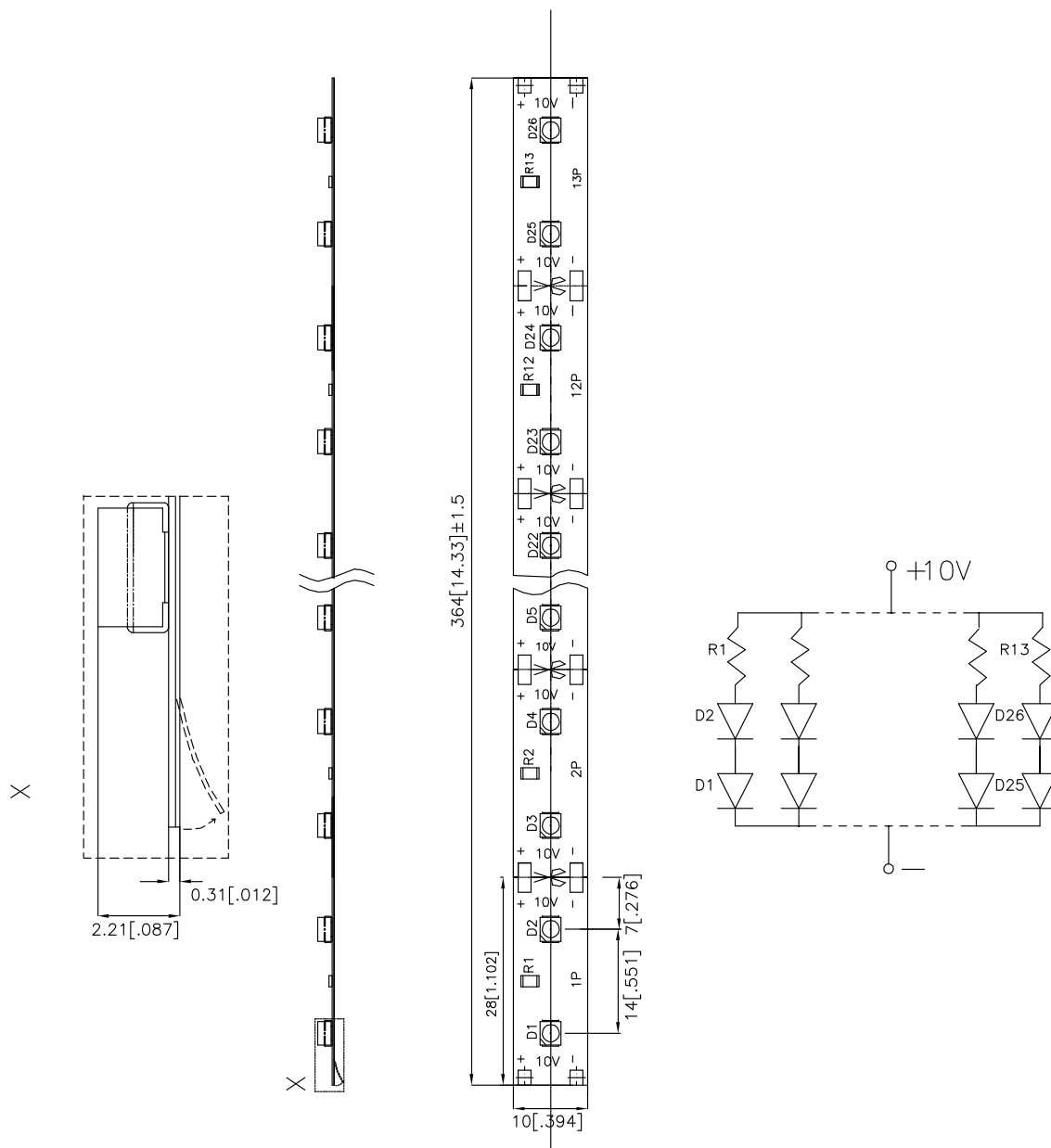
- BACKLIGHTING OF DIFFUSED GLASSES IN LIGHT ADVERTISEMENT.
- BORDER MARKER.
- INDIRECT ILLUMINATION.
- ESCAPE ROUTE MARKER.
- STAIR MARKERS.
- THE SOFT PCB GIVES THE MODULE FLEXIBILITY, MAKING IT IDEALLY SUITED FOR A WIDE VARIETY OF LIGHTING SITUATIONS. THE MODULE IS EASY TO INSTALL DUE TO THE SELF-ADHESIVE PCB. THE MODULE CAN EASILY BE FITTED TO CURVED OR IRREGULAR SURFACES FOR DECORATIVE OR ACCENT LIGHTING.

### Application Notes

- Wiring connections should only be made on the designated soldering pads (marked "+/- 10V"). Soldering process should not exceed 10 seconds at 260°C .
- Module can be trimmed to the desired length by cutting along the marked line between the soldering pads.
- Each module has a maximum length of 364mm. A maximum of ten modules (or 3640mm in total module length) may be connected to one power supply. The power supply should be connected near the middle of the module strip (see figures on Page 4).
- The power supply should contain an appropriate fuse to insure the electrical current do not exceed maximum tolerance of the light modules.
- The module should not be exposed to humid or dusty environments. Additional protection may be necessary for use in harsh conditions.
- The minimum bend radius of the PCB is 2cm. Sharp bends should not be made near an LED or electronic component.
- The flexible PCB of the light module contains a self-adhesive backing which can be attached to different surfaces. The bonding surface should be dry and cleaned of oils, silicone, or dirt residue. The mounting surface should be mechanically strong enough to support the light module. The backing tape can be removed from the PCB and the exposed adhesive surface can be attached to the substrate by applying approximately 20 N/cm<sup>2</sup> of pressure. The modules should be handled according to safe anti-static procedures. The adhesive is not recommended for use on untreated wood surfaces.

## Package Dimensions

D1~D26:KA-3528QBC-D



**Notes:**

1. All dimensions are in millimeters (inches).
2. Tolerance is ±0.25(0.01") unless otherwise noted.
3. Lead spacing is measured where the leads emerge from the package.
4. Specifications are subject to change without notice.

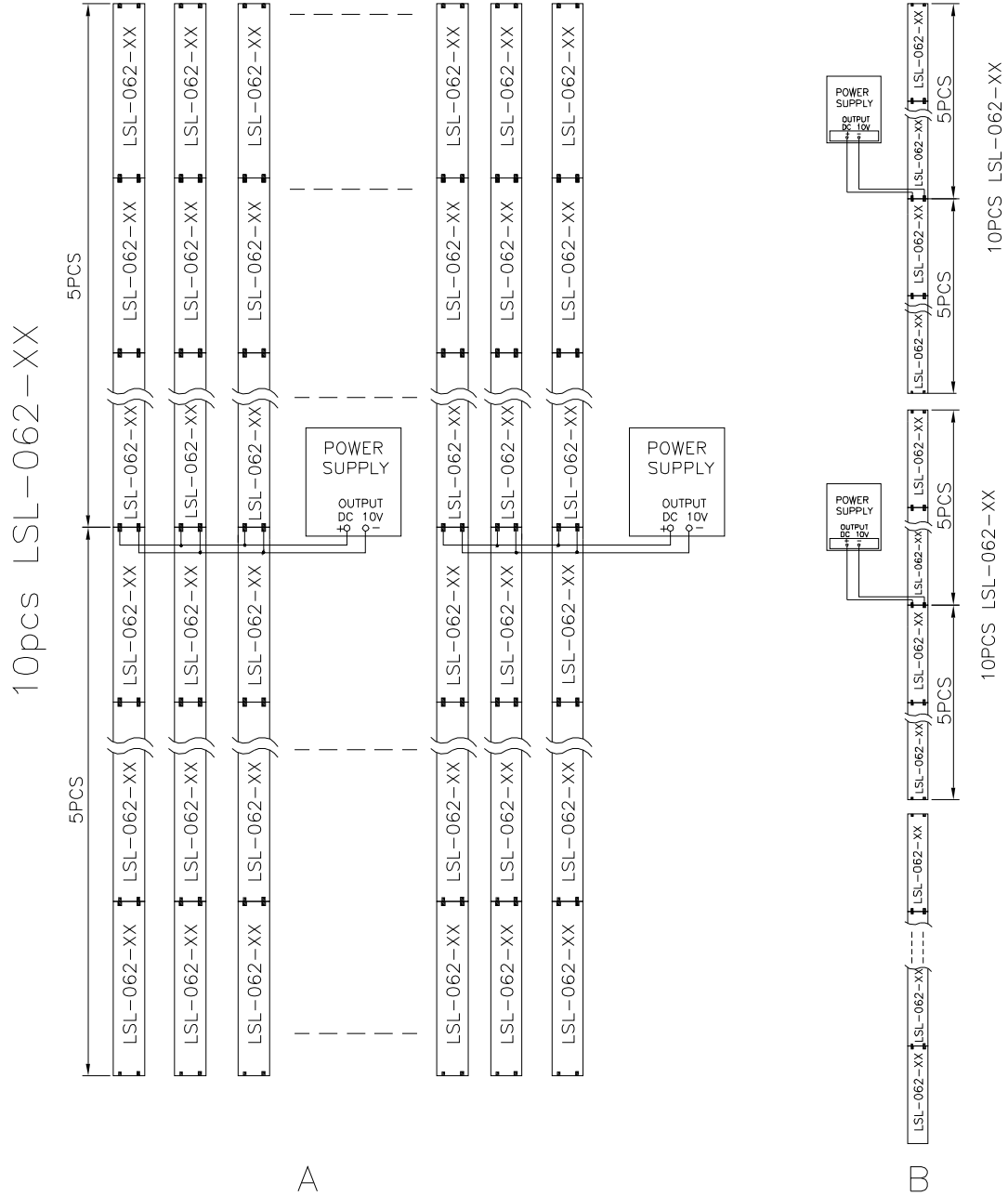
## Operating Data (Ta=25°C)

Parameter	Symbol	Value	Unit
Colour of Emission	-	Blue	-
Number of LEDS	-	26	-
Nominal Wavelength (typ)	$\lambda_{dom}$	470	nm
Chromaticity coordinates according to CIE 1931 (typ)	X	-	-
	Y	-	
Temperature coefficient of $\lambda_{dom}$ (typ)	$TC_{\lambda_{dom}}$	0.06	nm/°C
Temperature coefficient chromaticity coordinates (typ)	$TC_x$	-	$10^{-3}/^{\circ}C$
	$TC_y$	-	$10^{-3}/^{\circ}C$
Spectral line half-width (typ)	$\Delta \lambda_{1/2}$	25	nm
Luminous Intensity (typ) (Per LED)	$I_v$	200	mcd
Temperature coefficient of luminous intensity (typ)	$TC_{I_v}$	-0.16	%/°C
Viewing Angle (typ) (Per LED)	$2\phi$	120	°
Nominal operating voltage	$V_B$	+10.5	V <sub>DC</sub>
Operating Current (typ)	$I_B$	300	mA
Temperature coefficient of $I_B$ (typ)	$TC_{I_B}$	+0.09	%/°C
Nominal power consumption	P	3.2	W
Weight (approx.)	M	3.2	g

## Maximum Ratings

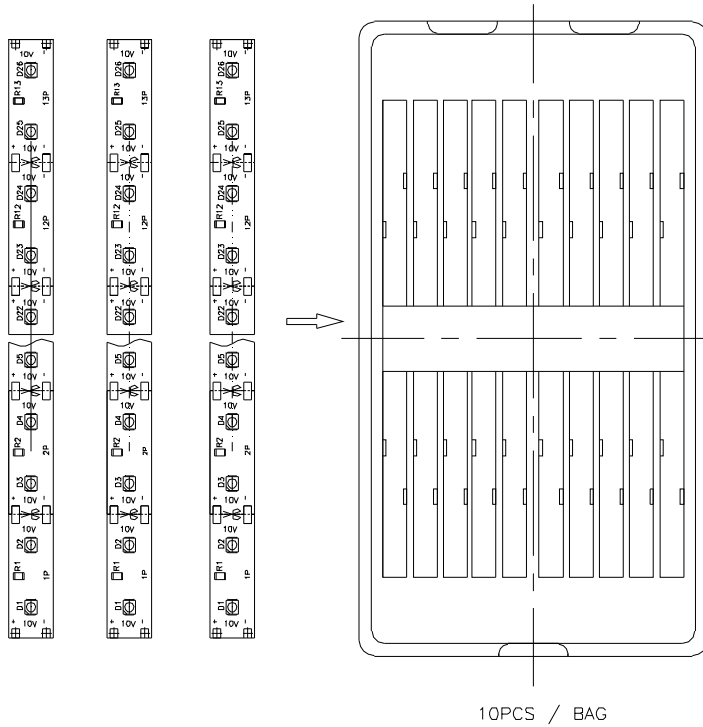
Parameter	Symbol	Value	Unit
Operating Temperature	$T_A$	-30~+55	°C
Storage Temperature	$T_{STG}$	-40~+85	°C
Maximum current when connected in parallel	$I_{Bmax}$	3.2	A
Operating Voltage	V	+10~+11	V <sub>DC</sub>
Power Consumption	$P_{tot}$	3.6	W

## Electrical Connection Schematic Diagram



## PACKING & LABEL SPECIFICATIONS

LSL-062-05



<b>Kingbright</b>				
Q.C.	<table border="1"> <tr> <td style="text-align: center;">QC</td> </tr> <tr> <td style="text-align: center;">XX XX XX</td> </tr> <tr> <td style="text-align: center;">PASSED</td> </tr> </table>	QC	XX XX XX	PASSED
QC				
XX XX XX				
PASSED				
TYPE NO : LSL-062-XXX				
QUANTITY : 10 pcs				
S/N : XXX	CODE: XX			
LOT NO 				
MADE IN CHINA	RoHS Compliant			

**Remarks:**

If special sorting is required (e.g. binning based on luminous intensity/ luminous flux, or wavelength),

the typical accuracy of the sorting process is as follows:

1. Wavelength: +/-1nm
2. Luminous Intensity/ Luminous Flux: +/-15%

Note: Accuracy may depend on the sorting parameters.