

Main

Range of product	Zelio Relay
Series name	Interface relay
Product or component type	Plug-in relay
Device short name	RSB
Contacts type and composition	1 C/O
Control circuit voltage	24 V DC
[Ithe] conventional enclosed thermal current	12 A at $\leq 40^{\circ}\text{C}$
Status LED	Without
Control type	Without pushbutton
Sale per indivisible quantity	10

Complementary

Shape of pin	Flat (PCB type)
Average resistance	1440 Ohm (DC) at $20^{\circ}\text{C} \pm 10\%$
Rated operational voltage limits	19.2...26.4 V DC
[Ui] rated insulation voltage	400 V conforming to EN/IEC 60947
[Uimp] rated impulse withstand voltage	3.6 kV conforming to IEC 61000-4-5
Contacts material	Silver alloy (Ag/Ni)
[Ie] rated operational current	12 A, NO (AC-1/DC-1) conforming to IEC 6 A, NC (AC-1/DC-1) conforming to IEC
Minimum switching current	5 mA
Maximum switching voltage	300 V DC 400 V AC
Minimum switching voltage	5 V
Maximum switching capacity	3000 VA (AC) 336 W (DC)
Minimum switching capacity	300 mW
Operating rate	≤ 10 cyc/mn (under load) ≤ 1200 cyc/mn (no-load)
Mechanical durability	30000000 cycles
Electrical durability	≥ 100000 cycles for resistive load at 12 A, 250 V
Operating time	10 ms between coil de-energisation and making of the Off-delay contact (AC) 12 ms between coil energisation and making of the On-delay contact (AC) 4 ms between coil de-energisation and making of the Off-delay contact (DC) 9 ms between coil energisation and making of the On-delay contact (DC)
Marking	CE
Protection category	RT I
Operating position	Any position
CAD overall width	13 mm
CAD overall height	29 mm
CAD overall depth	20 mm
Terminals description ISO n°1	(11-12-14)OC (A1-A2)CO
Product weight	0.014 kg
Resistive rated load	12 A at 250 V AC 12 A at 28 V DC

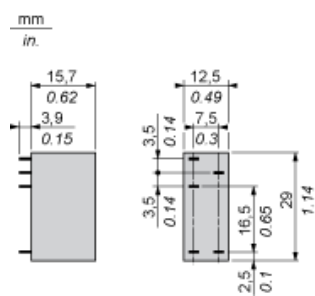
Average consumption	AC : 0.75 VA DC : 0.45 W
Drop-out voltage threshold	AC : $\geq 0.15 U_c$ DC : $\geq 0.1 U_c$

Environment

Dielectric strength	1000 V AC between contacts 2500 V AC between poles 5000 V AC between coil and contact
Standards	CSA C22-2 No 14 EN/IEC 61810-1 UL 508
Product certifications	CSA UL
Ambient air temperature for storage	-40...85 °C
Vibration resistance	10 gn (f = 10...150 Hz) conforming to EN/IEC 60068-2-6
IP degree of protection	IP40 conforming to EN/IEC 60529
Shock resistance	10 gn (on closing) conforming to EN/IEC 60068-2-27 5 gn (on opening) conforming to EN/IEC 60068-2-27
Ambient air temperature for operation	-40...85 °C (DC)
RoHS EUR status	Compliant
RoHS EUR conformity date	0401

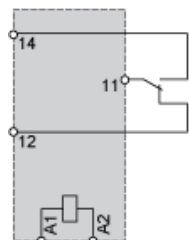
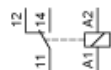
Interface Relay

Dimensions



Interface Relay

Wiring Diagram

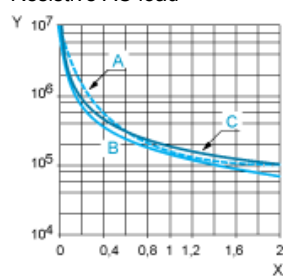


RSB Interface Relays

Electrical Durability of Contacts

Durability (inductive load) = durability (resistive load) x reduction coefficient.

Resistive AC load



X Switching capacity (kVA)

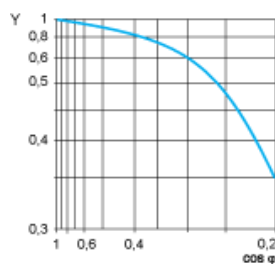
Y Durability (Number of operating cycles)

A RSB2A080

B RSB1A160

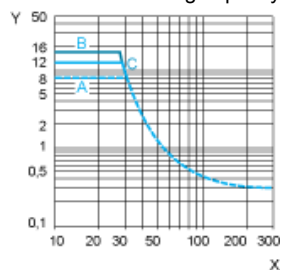
C RSB1A120

Reduction coefficient for inductive AC load (depending on power factor $\cos \phi$)



Y Reduction coefficient (A)

Maximum switching capacity on resistive DC load



X Voltage DC

Y Current DC

A RSB2A080

B RSB1A160

C RSB1A120