

# Fuseholders 6.3 x 32mm (1 1/4" x 1/4")



16A 250Vac (max fuse rating\*) T-55 to T+70 (ambient)  
Maximum dissipation wattage: 4W



16A UL 94V2 UL file E92075 CSA file LR44770

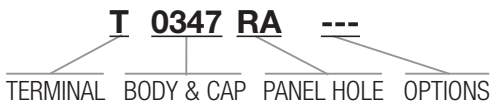
**RoHS**

RoHS compliant

These products comply with safety category PC2.  
\*Users should be aware of the de-rating factors published by specialist manufacturers of fuses.

Fuseholders with in-line termination have combination (4.8/6.3) terminals. It has not been possible to show both views here. Units with right angle terminals have user specified end terminals and combination mid-body terminals.

- ▶ 6.3 x 32mm fuses
- ▶ Screwdriver slot knob
- ▶ PC2 protection category
- ▶ 4.8, 6.3 and solder terminals
- ▶ Low profile bezel
- ▶ Snap in or threaded bushing mounting options



**M873**  
Cover for C & T terminals

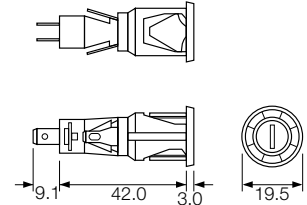


**A0035 00**  
In-line 6.3 x 32 (1 1/4 x 1/4) fuseholder  
Extra low voltage 5A Max

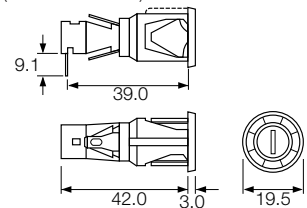
▶ TERMINAL	▶ BODY AND CAP	▶ PANEL HOLE
<p><b>C</b></p> <p>6.3 x 0.8</p>	<p><b>0345</b> (C terminal shown) Screwdriver release</p> <p></p>	<p><b>RA</b></p> <p>16.0/16.1 17.3 17.4 2.5</p> <p>Panel thickness 0.8 - 2.0mm for snap fit 0.8 - 7.0mm for screw to panel fixing</p>
<p><b>D</b></p> <p>6.3 x 0.8 Right angle</p>	<p><b>0345</b> (D terminal shown) Screwdriver release</p> <p></p>	<p><b>RD</b></p> <p>16.0/16.1 15.0 15.1</p> <p>Panel thickness 0.8 - 2.0mm for snap fit 0.8 - 7.0mm for screw to panel fixing</p>
<p><b>T</b></p> <p>4.8 x 0.8 Solder</p>	<p><b>0347</b> (T terminal shown) Screwdriver release</p> <p></p>	<p><b>RD</b></p> <p>16.0/16.1 15.0 15.1</p> <p>Panel thickness 0.8 - 2.0mm for snap fit 0.8 - 7.0mm for screw to panel fixing</p>
<p><b>U</b></p> <p>4.8 x 0.8 Right angle solder</p>	<p><b>0347</b> (U terminal shown) Screwdriver release</p> <p></p>	<p><b>RD</b></p> <p>16.0/16.1 15.0 15.1</p> <p>Panel thickness 0.8 - 2.0mm for snap fit 0.8 - 7.0mm for screw to panel fixing</p>

## DIMENSIONS (mm)

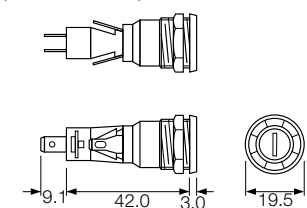
**0345** (C terminal shown)



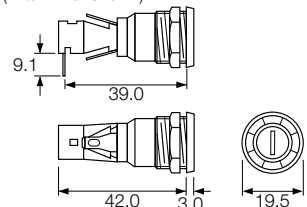
**0345** (D terminal shown)



**0347** (C terminal shown)



**0347** (D terminal shown)



Optional metal fixing nut available for 0347