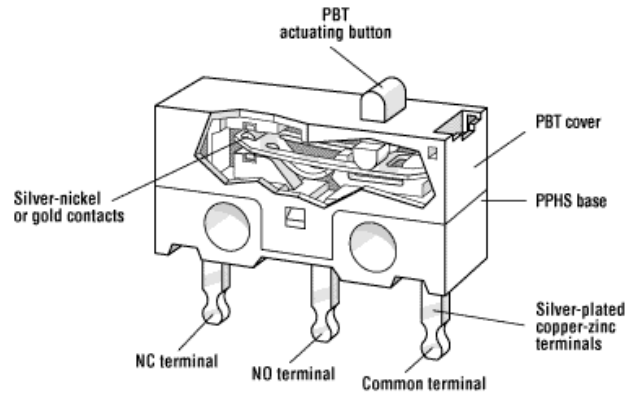


Subminiature Snap Action Switch DG Series



Features

- Small size, just 0.504" x 0.228" x 0.256" (12.8mm x 5.8mm x 6.5mm)
- Contact rating of 0.05A up to 3A
- Can be mounted to circuit boards in upright position or horizontally with terminals bent left or right
- Mechanical life: min 1 x 10⁶ operations (depending on model)
- RoHS compliant

Electrical Ratings and Operating Life

Switch Series	According to UL1054			
	Nominal Load	Operation cycles	Mechanical Life (min)	Electrical Life (min)
DG1	3A, 125VAC 2A, 30VDC	6000	1,000,000 cycles	10,000 cycles AC load 30,000 cycles DC load
DG2	0.05 A, 30VDC	6000	1,000,000 cycles	200,000 cycles
DG4	1A, 125VAC 1A, 30VDC	6000	1,000,000 cycles	10,000 cycles AC load 10,000 cycles DC load

Technical Specifications		Material Specifications	
Temperature Rating:	-25°C to 85°C	Base:	PPS UL 94V-0
Degree of Protection:	IP40	Cover:	PBTP UL 94V-0
Contact Gap	< 3mm (μ)	Actuator button:	PBTP UL 94V-0
Contact Configuration:	SPDT	Contacts:	DG1 / DG4 Silver Alloy DG2 Gold Flash
UL File Number:	E23301	Terminals:	Brass (silver plated)
		Auxiliary actuator:	Stainless steel

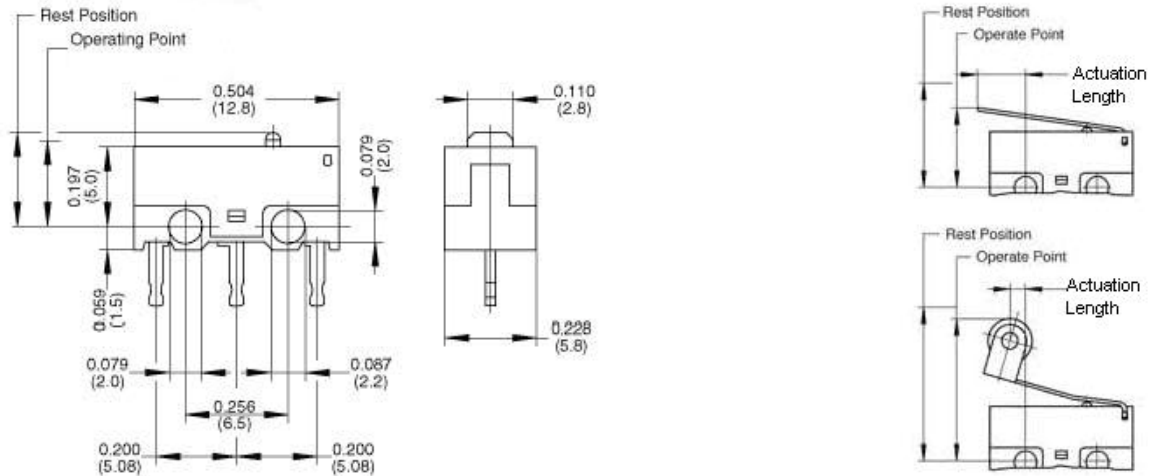
Specifications subject to change



Subminiature Snap Action Switch

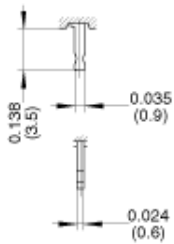
DG Series

Dimensions inches (mm)

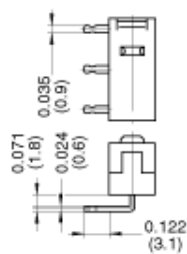


Terminal Options inches (mm)

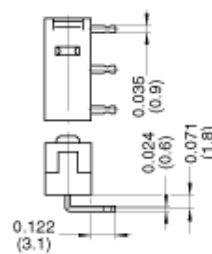
PCB Terminals Straight



PCB Terminals LH Side



PCB Terminals RH Side



Drilling Pattern



Commonly Stocked Distributor Items / Preferred Part Numbers

Part Number	Lever Type	Maximum Operate Force (gms)	Maximum Pre-Travel inches (mm)	Operate Point inches (mm)	Minimum Overtravel inches (mm)	Max. Movement Differential inches (mm)	Max. Rest Position inches (mm)	Actuation Length inches (mm)
DG13B1AA	N/A	140	0.020 (0.5)	0.213 +/- 0.008 (5.4 +/- 0.20)	0.008 (0.2)	0.004 (0.1)	0.232 (5.9)	N/A
DG13B1LA	Flat straight	45	0.071 (1.80)	0.268 + 0.031/- 0.016 6.8 + 0.8 / 0.4	0.022 (0.55)	0.020 (0.5)	0.370 (9.4)	0.171 (43.5)
DG13B1RA	Roller	60	0.059 (1.5)	0.488 +/- 0.020 (12.4 +/- 0.5)	0.022 (0.55)	0.020 (0.5)	0.547 (13.9)	0.055 (1.4)
DG13B2LA	Flat straight	45	0.071 (1.80)	0.268 + 0.031/- 0.016 6.8 + 0.8 / 0.4	0.022 (0.55)	0.020 (0.5)	0.370 (9.4)	0.171 (43.5)
DG23B1LA	Flat straight	45	0.071 (1.80)	0.268 + 0.031/- 0.016 6.8 + 0.8 / 0.4	0.022 (0.55)	0.020 (0.5)	0.370 (9.4)	0.171 (43.5)
DG23B1RA	Roller	60	0.059 (1.5)	0.488 +/- 0.020 (12.4 +/- 0.5)	0.022 (0.55)	0.020 (0.5)	0.547 (13.9)	0.055 (1.4)
DG23B2LA	Flat straight	45	0.071 (1.80)	0.268 + 0.031/- 0.016 6.8 + 0.8 / 0.4	0.022 (0.55)	0.020 (0.5)	0.370 (9.4)	0.171 (43.5)
DG23B2RA	Roller	60	0.059 (1.5)	0.488 +/- 0.020 (12.4 +/- 0.5)	0.022 (0.55)	0.020 (0.5)	0.547 (13.9)	0.055 (1.4)
DG23B3LA	Flat straight	45	0.071 (1.80)	0.268 + 0.031/- 0.016 6.8 + 0.8 / 0.4	0.022 (0.55)	0.020 (0.5)	0.370 (9.4)	0.171 (43.5)
DG23B3RA	Roller	60	0.059 (1.5)	0.488 +/- 0.020 (12.4 +/- 0.5)	0.022 (0.55)	0.020 (0.5)	0.547 (13.9)	0.055 (1.4)

Ordering Information

DG	
Series	1
	3

Code	Contact Configuration
3	SPDT

Code	Contact Rating
1	3A, 125VAC; 2A 30VDC
2	0.05A, 30VDC
4	1A 125VAC; 1A 30VDC

B	
Code	Operate Force
B	150 grams *
C	75 grams **

* 140 gms not available on DG4
** 75 gms not available on DG1

Code	Terminal Type
1	PCB Straight
2	PCB RH Side
3	PCB LH Side

AA	
Code	Actuator Type
AA	Button only
LA	Straight 0.171" (4.35mm) long
LB	Straight 0.500" (12.7mm) long
LC	Straight 1.012" (25.7mm) long
RA	Roller 0.055" (1.4mm) long

Contact

Call, fax or visit our Website for more information.

ZF Electronics Corporation
11200 88th Avenue
Pleasant Prairie, WI 53158

Phone: 262.942.6500
Web: www.cherrycorp.com
Email: cep_sales@zf.com
Fax: 262.942.6566

The manufacturer accepts no liability for errors or non-availability, and reserves the right to change specifications without prior notice.

Technical data relates to product specifications only. Features may differ from those described. Only drawings combined with product specifications shall be deemed binding.

© 2007 ZF Electronics Corporation

Last Updated: 02/24/11

