



- High Torque
- Robust Design
- Can be Customized for:
 - Maximum Torque (see page 9)
 - Cables & Assemblies (see pages 21/70)
 - Shafts (see pages 21/69)
 - Drivers & Controllers (see page 99-108)
 - Maximum Efficiency (see page 12)



SPECIFICATIONS

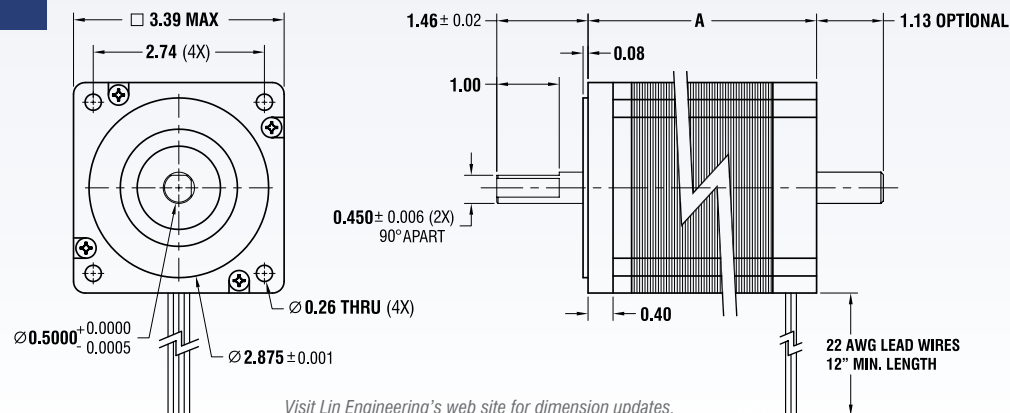
BIPOLAR	Dimension "A" Max	Model #	Rated Current (Amps/Phase)	Holding Torque (oz-in)	Holding Torque (N-m)	Resistance (Ohms/Phase)	Inductance (mH/Phase)	Inertia (oz-in ²)	Weight (Lbs.)	Number of Leads
2.64" 67.1 mm		8718S-01S	1.40	434.0	3.06	4.7	32.1	7.66	3.85	4
		8718S-01P	2.80	434.0	3.06	1.2	6.8	7.66	3.85	4
		8718S-03S	2.10	434.0	3.06	2.0	14.0	7.66	3.85	4
		8718S-03P	4.20	434.0	3.06	0.5	3.5	7.66	3.85	4
		8718S-05S	3.15	434.0	3.06	1.0	6.1	7.66	3.85	4
3.82" 97 mm		8718M-04S	1.40	861.0	6.08	6.7	64.5	14.80	5.94	4
		8718M-04P	2.80	861.0	6.08	1.7	16.1	14.80	5.94	4
		8718M-06S	2.10	861.0	6.08	2.5	23.6	14.80	5.94	4
		8718M-06P	4.20	861.0	6.08	0.6	5.9	14.80	5.94	4
		8718M-16S	3.15	861.0	6.08	1.2	8.3	14.80	5.94	4
5.00" 127 mm		8718L-02S	1.40	1288.0	9.10	7.5	78.1	21.90	8.44	4
		8718L-02P	2.80	1288.0	9.10	1.9	19.5	21.90	8.44	4
		8718L-04S	3.15	1288.0	9.10	1.9	16.6	21.90	8.44	4
		8718L-04P	6.30	1288.0	9.10	0.5	4.1	21.90	8.44	4
		8718L-08S	3.85	1288.0	9.10	1.2	10.8	21.90	8.44	4
8718L-08P	7.70	1288.0	9.10	0.3	2.7	21.90	8.44	4		

UNIPOLAR*	Dimension "A" Max	Model #	Rated Current (Amps/Phase)	Holding Torque (oz-in)	Holding Torque (N-m)	Resistance (Ohms/Phase)	Inductance (mH/Phase)	Inertia (oz-in ²)	Weight (Lbs.)	Number of Leads
2.64" 67.1 mm		8718S-01	2.00	310.0	2.19	2.3	6.6	7.66	3.85	8
		8718S-03	3.00	310.0	2.19	1.0	3.5	7.66	3.85	8
		8718S-05	4.50	310.0	2.19	0.5	1.5	7.66	3.85	8
3.82" 97 mm		8718M-04	2.00	615.0	4.34	3.3	16.1	14.80	5.94	8
		8718M-06	3.00	615.0	4.34	1.3	5.9	14.80	5.94	8
		8718M-16	4.50	615.0	4.34	0.6	2.1	14.80	5.94	8
5.00" 127 mm		8718L-02	2.00	920.0	6.50	3.8	19.5	21.90	8.44	8
		8718L-04	4.50	920.0	6.50	1.0	4.1	21.90	8.44	8
		8718L-08	5.50	920.0	6.50	0.6	2.7	21.90	8.44	8

- Please complete our application data sheet on page 116 for different windings.
- Call Lin Engineering for additional bipolar torque curves.
- Performance, use, and appearance specifications of the products listed here are subject to change without notice.
- For operating temperatures, see page 114.
- All specifications are approximations. Please contact Lin Engineering for more details.

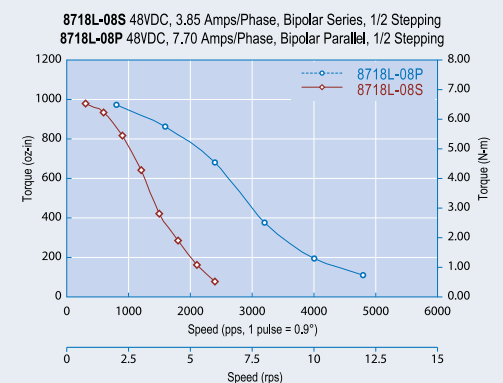
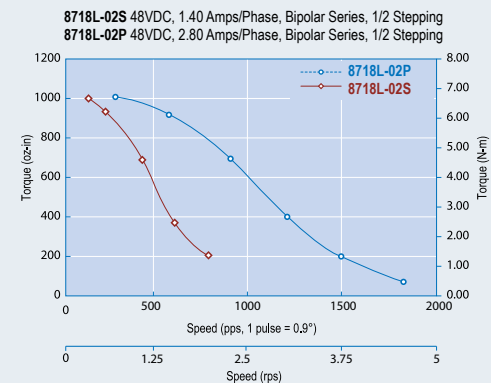
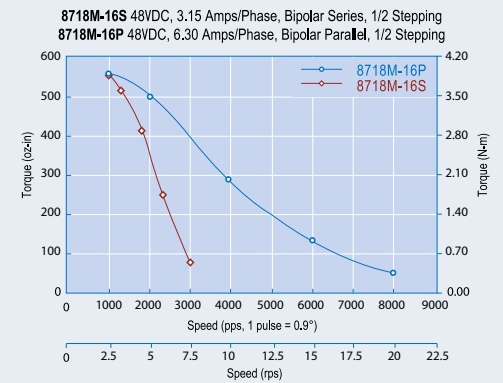
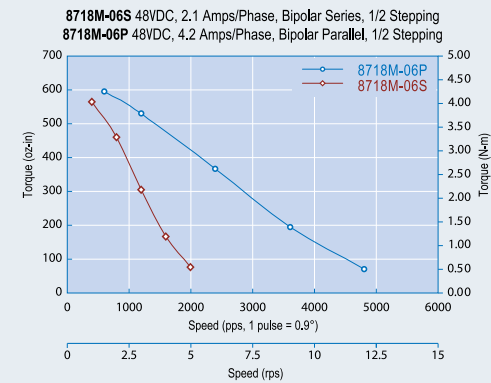
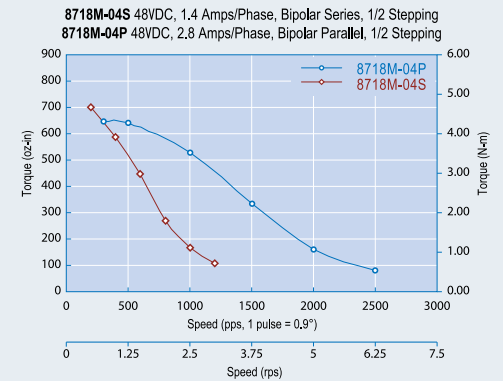
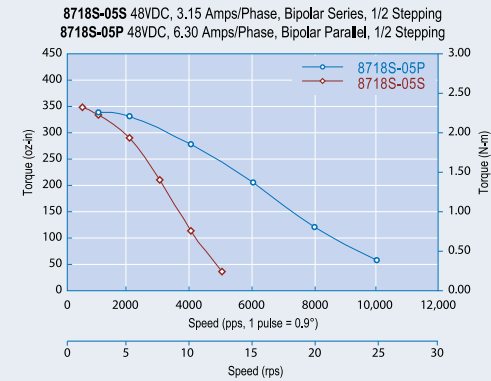
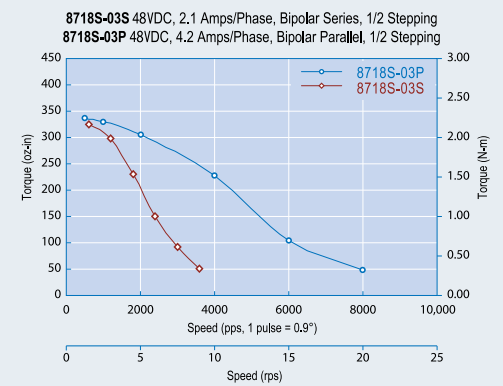
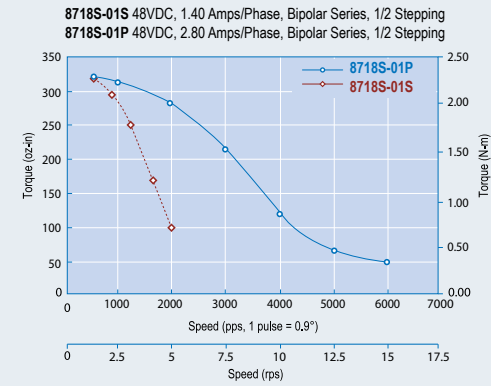
* These 8-wire motors are based on unipolar ratings. The motors can perform at both Bipolar Series and Parallel ratings.

DIMENSIONS



Visit Lin Engineering's web site for dimension updates.

TORQUE CURVES



AVAILABLE OPTIONS

