


# NTC Interchangeable Type 95 Series

## Thermometrics Thermistors



### Features

- Precision, solid state temperature sensor
- Interchangeability down to  $\pm 0.18^{\circ}\text{F}$  ( $\pm 0.1^{\circ}\text{C}$ )
- Suitable for use over a range of  $-112^{\circ}\text{F}$  to  $302^{\circ}\text{F}$  ( $-80^{\circ}\text{C}$  to  $150^{\circ}\text{C}$ )
- High sensitivity, greater than  $-4\%/^{\circ}\text{C}$  at  $77^{\circ}\text{F}$  ( $25^{\circ}\text{C}$ )
- Suitable for temperature measurement, control and compensation
- High reliability and stability over an interchangeable range
- Most popular Resistance (R) vs Temperature (T) curves are available
- Resin-coated for good mechanical strength and resistance to solvents
- Rugged construction
- For DC95: .012 in (0.3mm) diameter bare tinned-copper lead wires
- For EC95: .008 in (0.2mm) diameter bare tinned-alloylead wires
- For TK95: .010 in (.25mm) diameter PTFE insulated lead wires



# Type DC95 Specifications

## NTC Interchangeable Thermistor Chip

Epoxy-coated, NTC interchangeable thermistor chips with bare tinned-copper lead wires.

### Options

#### Consult Factory for Availability of Options

- Other resistance values in the range of 1000  $\Omega$  to 100 k $\Omega$
- Other tolerances or ranges
- Alternative lead wires or lengths
- Non standard R vs T curves
- Controlled dimensions
- Special sensor assemblies or enclosures

### Thermal and Electrical Properties

#### Dissipation Constant

Still air: 1 mW/°C  
Stirred oil: 8 mW/°C

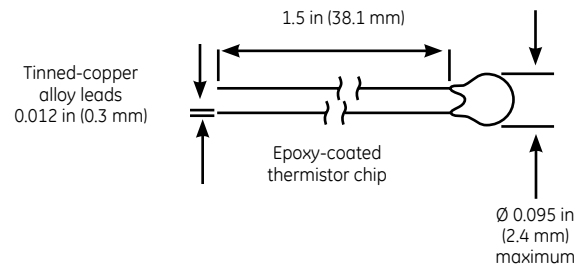
#### Thermal Time Constant

Still air: 10 seconds  
Stirred oil: 1 second

#### Maximum Power at 77°F (25°C)

75 mW

De-rated from 100% at 77°F (25°C) to 0% at 212°F (100°C)



NTC Interchangeable Type DC95

### Ordering Information

Select appropriate part number below for resistance and temperature tolerance desired.

R <sub>25°C</sub>	Material System	S 32°F to 158°F (0°C to 70°C) ±0.18°F (±0.1°C)	32°F to 158°F (0°C to 70°C) ±0.36°F (±0.2°C)	32°F to 212°F (0 to 100°C) ±0.36°F (±0.2°C)
2000	F	DC95F202V	DC95F202W	DC95F202Z
2252	F	DC95F232V	DC95F232W	DC95F232Z
3000	F	DC95F302V	DC95F302W	DC95F302Z
5000	F	DC95F502V	DC95F502W	DC95F502Z
10000	F	DC95F103V	DC95F103W	DC95F103Z
10000	Y	DC95Y103V	DC95Y103W	DC95Y103Z
30000	H	DC95H303V	DC95H303W	DC95H303Z
50000	G	DC95G503V	DC95G503W	DC95G503Z
100000	Y	DC95Y104V	DC95Y104W	DC95Y104Z
100000	G	DC95G104V	DC95G104W	DC95G104Z

# Type EC95 Specifications

## NTC Interchangeable Thermistor Chip

Epoxy-coated, NTC interchangeable thermistor chips with bare tinned 180 alloy lead-wires.

## Options

### Consult Factory for Availability of Options

- Other resistance values in the range of 1000  $\Omega$  to 100 k $\Omega$
- Other tolerances or ranges
- Alternative lead-wires or lengths
- Non standard R vs T curves
- Controlled dimensions
- Special sensor assemblies or enclosures

## Thermal and Electrical Properties

### Dissipation Constant

Still air: 1 mW/ $^{\circ}$ C

Stirred oil: 8 mW/ $^{\circ}$ C

### Thermal Time Constant

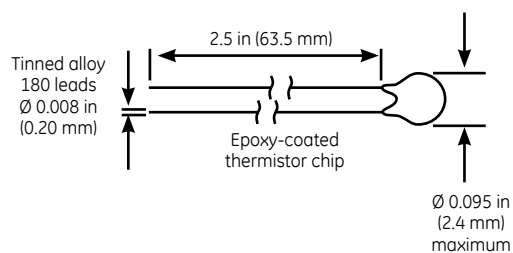
Still air: 10 seconds

Stirred oil: 1 second

### Maximum Power at 77°F (25°C)

75 mW

De-rated from 100% at 77°F (25°C) to 0% at 212°F (100°C)



NTC Interchangeable Type EC95 dimensions

## Ordering Information

Select appropriate part number below for resistance and temperature tolerance desired.

R <sub>25°C</sub>	Material System	-4°F to 122°F (-20°C to 50°C) ±0.36°F (±0.2°C)	32°F to 158°F (0°C to 70°C) ±0.36°F (±0.1°C)	32°F to 158°F (0 to 70°C) ±0.36°F (±0.2°C)
1000	R	EC95R102U		EC95R102W
1000	S	EC95S102U		EC95S102W
2252	F	EC95F232U	EC95F232V	EC95F232W
3000	F	EC95F302U	EC95F302V	EC95F302W
5000	F	EC95F502U	EC95F502V	EC95F502W
10000	F	EC95F103U	EC95F103V	EC95F103W
10000	Y	EC95Y103U	EC95Y103V	EC95Y103W
30000	H	EC95H303U	EC95H303V	EC95H303W
50000	G	EC95G503U	EC95G503V	EC95G503W
100000	G		EC95G104V	EC95G104W

# Type TK95 Specifications

## Insulated Lead NTC Interchangeable Thermistor Chip

Epoxy-coated, NTC interchangeable thermistor chips with PTFE insulated nickel lead-wires.

### Options

#### Consult Factory for Availability of Options

- Other resistance values in the range of 1000  $\Omega$  to 100 k $\Omega$
- Other tolerances or ranges
- Alternative lead wires or lengths
- Non standard R vs T curves
- Controlled dimensions
- Special sensor assemblies or enclosures

### Thermal and Electrical Properties

#### Dissipation Constant

Still air: 1 mW/°C  
Stirred oil: 8 mW/°C

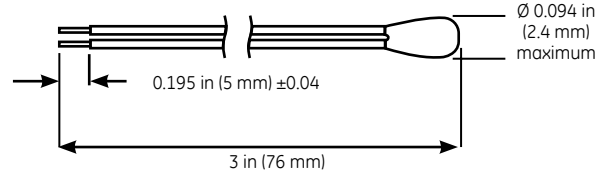
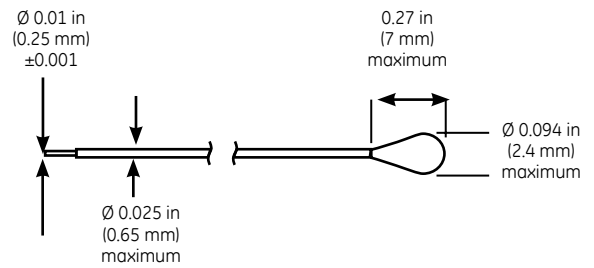
#### Thermal Time Constant

Still air: 10 seconds  
Stirred oil: 1 second

#### Maximum Power at 77°F (25°C)

75 mW

De-rated from 100% at 77°F (25°C) to 0% at 212°F (100°C)



NTC Interchangeable Type TK95 dimensions

### Ordering Information

Select appropriate part number below for resistance and temperature tolerance desired.

R <sub>25°C</sub>	Material System	S 32°F to 158°F (0°C to 70°C) ±0.18°F (±0.1°C)	32°F to 158°F (0°C to 70°C) ±0.36°F (±0.2°C)	32°F to 212°F (0 to 100°C) ±0.36°F (±0.2°C)
2000	F	TK95F202V	TK95F202W	TK95F202Z
2252	F	TK95F232V	TK95F232W	TK95F232Z
3000	F	TK95F302V	TK95F302W	TK95F302Z
5000	F	TK95F502V	TK95F502W	TK95F502Z
10000	F	TK95F103V	TK95F103W	TK95F103Z
10000	Y	TK95Y103V	TK95Y103W	TK95Y103Z
30000	H	TK95H303V	TK95H303W	TK95H303Z
50000	G	TK95G503V	TK95G503W	TK95G503Z
100000	G	TK95G104V	TK95G104W	TK95G104Z



[www.gesensinginspection.com](http://www.gesensinginspection.com)

920-273B