

**BEST OF
CLASS**



Jewell's 1800 Series Digital Panel Meters offer LCD large digit .98" (24.9mm) 3 1/2 digit displays and LED .8" (20.3mm) 3 1/2 digit displays in orange, green or red for easy and precise viewing from all distances.

1800 Series Digital Panel Meter Specifications

Performance

Accuracy	± (0.05% FS +1 counts)
Conversion Rate	3 per second
Normal Mode Rejection	>30 db @ 60 Hz
Common Mode Range	±1V DC
Common Mode Rej.	>86 dB
Zero Adjustment	Automatic
Warmup	10 Minutes Typical
Temperature Coeff.	±100 ppm per °C Typical
Mounting	Snap-in panel mount
Connection	4 screw terminal (4-20MA) 13 pin male connection (voltage) 13 pin connector/wiring harness (included)

Inputs

Ranges	±200.0mV, ±2.000V, ±20.00V DC, 4-20mA
Configuration	Bipolar, Differential
Protection	±350V DC, (±100V DC on 200mV Range)
Impedance	>1 Megohm, (>10 Megohm on 200mV Range)

Environment

Operating Range	-10 to 50°C
Storage Range	-40 to 75°C

Power Supply

Voltage input units	+5V DC (180mA LED, 3mA LCD)
DMO-807	Powered by mA control loop
DMO-857, DMO-957	+24V DC (40mA)

Display

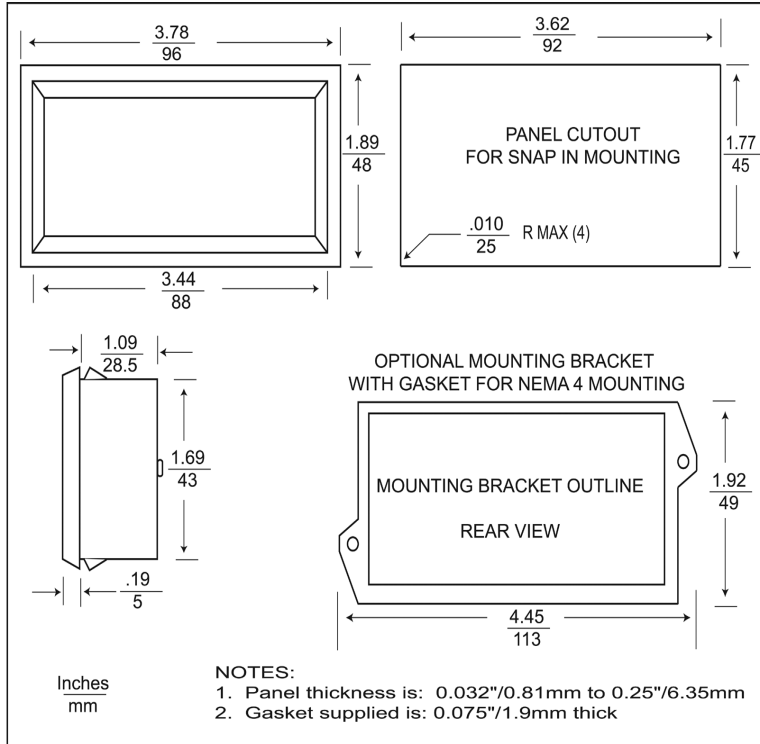
Polarity	Automatic, "--" displayed
Decimal Points	3 Position, user selectable
Overload	Three lower order digits blank for inputs >1999 & < -1999
Hold	Display hold function is standard
Annunciators	PSI, PSI, °F, °C, % (user energized)

Features

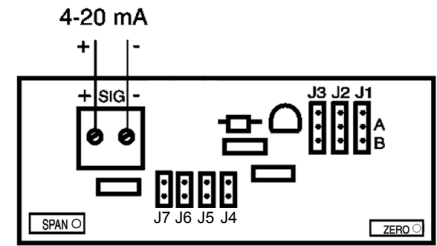
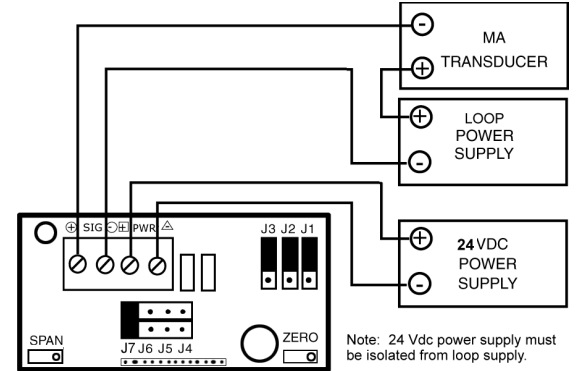
- **LCD**
 - Decimal point user selectable
 - Eng. units user selectable
 - Snap-in panel mounting
 - Large .98" digits for easy viewing
- **LED**
 - Decimal point user selectable
 - Snap-in panel mounting
 - Large .8" digits for easy viewing
- **All Models**
 - Gasket and clamp provided for optional NEMA applications

1800 Series Digital Panel Meter

Cutout Diagram



4-20mA Wiring



Ordering Information:

Complete part number by filling in the four boxes

180	<input type="checkbox"/>	<input type="checkbox"/>	<input type="checkbox"/>	<input type="checkbox"/>	1/8 DIN Panel Meter
	<input type="checkbox"/>			Display (1 red LED; 2 green LED; 3 LCD)
	<input type="checkbox"/>			Input (1 voltage; 2 current; 3 °F RTD, 4 °C RTD)
	<input type="checkbox"/>		<input type="checkbox"/>		Range:
				<input type="checkbox"/>	Current
				<input type="checkbox"/>	Voltage
				<input type="checkbox"/>	Temperature RTD Pt100 Ω
				1 1	4-20mA+0-100.0 2V -60 to 400°F or -50 to 200°C
				1 2	200mA 200mA 400 to 752°F or 200 to 400°C
				2 1	2mA -
				2 2	- 20V
				2 3	2A (with shunt)* 200V
				2 4	20A (with shunt)*
				2 X	Specify custom range/scaling
180500					Loop Powered 1/8 DIN DPM, LCK, 4-20mA=0-100.0 (Offset -350 to 350 counts; Span 400 to 2000 counts)

*Shunt not included