

Assembly of other products using:
body/contact assemblies: see page 36068-EN/2
accessories: see pages 36070-EN/7 and 36071-EN/2

Control and signalling units Ø 22

Harmony® XB4, metal

Emergency stop devices



Conforming to EN/IEC 60204-1 and

EN/ISO 13850:2006 and Machinery Directive 98/37/EC







Mushroom head Emergency stop trigger action and mechanical latching pushbuttons conform to standards EN/IEC 60204-1 and EN/ISO 13850:2006, to Machinery Directive 98/37/EC and to standard EN/IEC 60947-5-5. Please consult your Regional Sales Office for a full explanation of these standards and directives.

Emergency stop trigger action and mechanical latching pushbuttons (1) (2)





Screw clamp terminal connections (Schneider Electric anti-retightening system)

Shape of head	Type of reset	Type of contact		Push		Reference	Weight kg
				Ø (mm)	Colour		

Complete units

 XB4 BT845		Push-pull	1	1	40	Red	XB4 BT845 (ZB4 BZ105 + ZB4 BT84)	0.136
		Turn to release	1	1	40	Red	XB4 BS8445 (ZB4 BZ105 + ZB4 BS844)	0.130
			–	2	40	Red	XB4 BS8444 (ZB4 BZ104 + ZB4 BS844)	0.130
			1	2	40	Red	XB4 BS84441 (ZB4 BZ141 + ZB4 BS844)	0.140
 XB4 BS9445		Key release (key n° 455)  (3)	1	1	40	Red	XB4 BS9445 (ZB4 BZ105 + ZB4 BS944)	0.170

Heads only

Shape of head	Type of reset	Push		Reference	Weight kg
		Ø mm	Colour		
	Push-pull	30	Red	ZB4 BT844 ▲	0.078
		40	Red	ZB4 BT84	0.078
		60	Red	ZB4 BX84	0.098
	Turn to release	30	Red	ZB4 BS834	0.068
		40	Red	ZB4 BS844	0.073
		60	Red	ZB4 BS864	0.093
	Key release (key n° 455) 2 keys included with head (5)  (3)	30	Red	ZB4 BS934	0.094
		40	Red	ZB4 BS944 (4)	0.098
		60	Red	ZB4 BS964	0.118

Bellows for harsh environments (IP 69K)


For use in	Material	Colour	Sold in lots of	Unit reference	Weight kg
Environments subject to humidity, dust, high pressure cleaning, etc.	Silicone	Red	2	ZBZ 48	0.009
	EPDM	Black	2	ZBZ 28	0.009
		Yellow	2	ZBZ 58	0.009

Heads with black metal bezel

To order, add a figure 7 to the references selected above.
Example: **ZB4 BT844** becomes **ZB4 BT8447**.

(1) Recommended maximum number of contacts constituting the body (fixing collar + contact) associated with the head, see page 36072-EN/2

(2) It is recommended that a legend or yellow background is used.

(3) The symbol  indicates key withdrawal position(s).

(4) Other key numbers:

- key n° 421E: add suffix **12** to the reference.
- key n° 458A: add suffix **10** to the reference.
- key n° 520E: add suffix **14** to the reference.
- key n° 3131A: add suffix **20** to the reference.
- key n° 4A185: add suffix **D** to the reference.

Example: To order a Ø 40 red mushroom head for a trigger action and mechanical latching Emergency stop pushbutton, with release by key n° 421E, the reference becomes: **ZB4 BS94412**.

(5) For specific keys with other numbers, please consult your Regional Sales Office.

▲ Available:
1st quarter 2009.

General :
page 36022-EN/2




Characteristics :
page 36001-EN/2




Dimensions :
page 36020-EN/2


Assembly of other products using:
 body/contact assemblies: see page 36068-EN/2
 combined sub-assemblies: see page 36068-EN/6
 accessories: see pages 36070-EN/2 and 36071-EN/2

Mushroom head switching off mechanical latching pushbuttons conform to standards IEC 60364-5-53 and EN/IEC 60947-5-5. Please consult your Regional Sales Office for a full explanation of these standards and directives.

Emergency switching off, mechanical latching pushbuttons (1) (2)							
Screw clamp terminal connections (Schneider Electric anti-retightening system)							
Shape of head	Type of reset	Type of contact		Push Ø mm	Colour	Reference	Weight kg
		N/O	N/C				


Complete units							
	Push-pull	–	1	40	Red	XB4 BT42 (ZB4 BZ102 + ZB4 BT4)	0.125
	Turn to release	–	1	40	Red	XB4 BS542 (ZB4 BZ102 + ZB4 BS54)	0.118
	Key release (key n° 455)	–	1	40	Red	XB4 BS142 (ZB4 BZ102 + ZB4 BS14)	0.133

Heads only							
	Push-pull			30	Red	ZB4 BT44 ▲	0.077
				40	Red	ZB4 BT4	0.077
				60	Red	ZB4 BX4	0.095
	Turn to release			30	Red	ZB4 BS44	0.066
				40	Red	ZB4 BS54	0.070
				60	Red	ZB4 BS64	0.090
	Key release (key n° 455) 2 keys included with head (5)			30	Red	ZB4 BS74	0.066
				40	Red	ZB4 BS14 (4)	0.070
				60	Red	ZB4 BS24	0.090

Illuminated Emergency switching off, mechanical latching pushbuttons (1)						
Screw clamp terminal connections (Schneider Electric anti-retightening system)						
Shape of head	Type of reset	Push		Reference	Weight kg	
		Ø mm	Colour			
	Push-pull	40	Red	ZB4 BW643	0.051	

Heads with black metal bezel

To order, add a figure 7 to the references selected above.
 Example: **ZB4 BT4** becomes **ZB4 BT47**.

- (1) Recommended maximum number of contacts constituting the body (fixing collar + contact) associated with the head, see page 36072-EN/2.
- (2) It is recommended that a legend or yellow background is used.
- (3) The symbol  indicates key withdrawal position(s).
- (4) Other key numbers:
 - key n° 421E: add suffix 12 to the reference.
 - key n° 458A: add suffix 10 to the reference.
 - key n° 520E: add suffix 14 to the reference.
 - key n° 3131A: add suffix 20 to the reference.
 Example: To order a Ø 40 red mushroom head for a mechanical latching Emergency switching off pushbutton, with release by key n° 421E, the reference becomes: **ZB4 BS1412**.
- (5) For specific keys with other numbers, please consult your Regional Sales Office.
- (6) Only for use with bodies comprising a light source with integral LED.

▲ Available:
 1st quarter 2009.

General :
 page 36022-EN/2

Characteristics :
 page 36001-EN/2

Dimensions :
 page 36020-EN/2