

PSR-SCP- 24UC/URM/5X1/2X2


Order No.: 2963747



<http://eshop.phoenixcontact.co.uk/phoenix/treeViewClick.do?UID=2963747>

Universal safety relay with forcibly guided contacts, 5 N/O contacts, 2 N/C contacts, single-channel, pluggable terminal blocks with screw connection, width: 22.5 mm



Commercial data	
EAN	 4 017918 482145
Pack	1
Customs tariff	85364900
Country of Origin	DE
Catalog page information	Page 19 (IF-2011)

Product notes

WEEE/RoHS-compliant since:
23/11/2006



Please note that the data given here has been taken from the online catalog. For comprehensive information and data, please refer to the user documentation at <http://www.download.phoenixcontact.com>. The General Terms and Conditions of Use apply to Internet downloads.

Technical data

Input data	
Nominal input voltage U_N	24 V AC/DC
Input voltage range in reference to U_N	0.8 ... 1.1
Typical input current at U_N	47 mA
Typical response time	20 ms
Typical release time	20 ms

Output data

Contact type	5 N/O, 2 N/C contacts
Contact material	AgSnO ₂ , + 0.2 µm Au
Maximum switching voltage	250 V AC/DC
Minimum switching voltage	15 V AC/DC
Limiting continuous current	6 A
Maximum inrush current	6 A
Inrush current, minimum	25 mA
Sq. Total current	$72 \text{ A}^2 (I_{TH}^2 = I_1^2 + I_2^2 + \dots + I_5^2)$
Interrupting rating (ohmic load) max.	144 W (24 V DC, τ = 0 ms)
	288 W (48 V DC, τ = 0 ms)
	110 W (110 V DC, τ = 0 ms)
	88 W (220 V DC, τ = 0 ms)
	1500 VA (250 V AC, τ = 0 ms)
Maximum interrupting rating (inductive load)	42 W (24 V DC, τ = 40 ms)
	42 W (48 V DC, τ = 40 ms)
	42 W (110 V DC, τ = 40 ms)
	42 W (220 V DC, τ = 40 ms)
Switching capacity min.	0.4 W
Output fuse	6 A fast blow
	C6 (24 V AC/DC) automatic device

General data

Width	22.5 mm
Height	99 mm
Depth	114.5 mm
Ambient temperature (operation)	-20 °C ... 55 °C
Ambient temperature (storage/transport)	-40 °C ... 70 °C
Relay type	Electromechanically forcibly guided, dust-proof relay.
Mechanical service life	Approx. 10 ⁷ cycles
Mounting position	Any
Name	Air and creepage distances between the power circuits
Standards/regulations	DIN EN 50178/VDE 0160
	EN 50205
Rated surge voltage / insulation	4 kV / basic insulation
Rated insulation voltage	250 V

Pollution degree	2
Surge voltage category	III

Connection data

Conductor cross section solid min.	0.2 mm ²
Conductor cross section solid max.	2.5 mm ²
Conductor cross section stranded min.	0.2 mm ²
Conductor cross section stranded max.	2.5 mm ²
Conductor cross section AWG/kcmil min.	24
Conductor cross section AWG/kcmil max	12
Stripping length	7 mm
Screw thread	M3
Connection method	Screw connection

Certificates

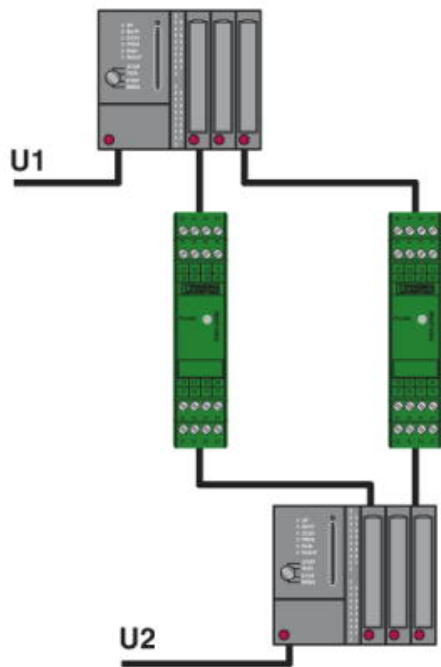


Certification

CUL Listed, GOST, UL Listed

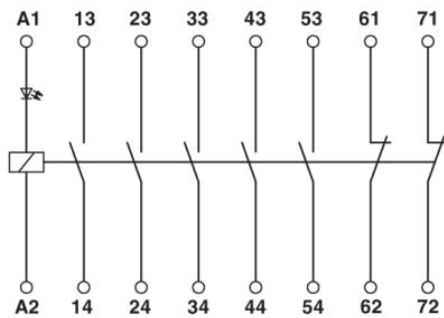
Drawings

Application drawing



Reliable signal exchange between two systems with confirmation function.

Circuit diagram



Address

PHOENIX CONTACT Ltd
Halesfield 13
Telford / Shropshire / TF7 4PG,England
Phone 01952 681 700
Fax 01952 681 799
<http://www.phoenixcontact.co.uk>



Phoenix Contact Ltd.
Technical modifications reserved;