

PSR-SCP- 24UC/ESA2/4X1/1X2/B


Order No.: 2963802



<http://eshop.phoenixcontact.co.uk/phoenix/treeViewClick.do?UID=2963802>

Safety relay to emergency stop and safety door monitoring up to SIL 2 or Cat. 2, PL d according to EN ISO 13849, one-channel operation, automatically or manually supervised activation, 4 enabling current paths, nominal input voltage 24 V AC/DC



Commercial data	
EAN	4  017918 892661
Pack	1
Customs tariff	85364900
Country of Origin	DE
Catalog page information	Page 10 (IF-2011)

Product notes

WEEE/RoHS-compliant since:
23/11/2006



Please note that the data given here has been taken from the online catalog. For comprehensive information and data, please refer to the user documentation at <http://www.download.phoenixcontact.com>. The General Terms and Conditions of Use apply to Internet downloads.

Technical data

Input data	
Nominal input voltage U_N	24 V AC/DC
Input voltage range in reference to U_N	0.85 ... 1.1
Typical input current at U_N	140 mA AC
	65 mA DC

Voltage at input/start and feedback circuit	Approx. 24 V DC
Typical response time	65 ms
Typical release time	45 ms
Recovery time	1 s
Max. permissible overall conductor resistance	Approx. 22 Ω (Input and start circuits at U _N)

Output data

Contact type	4 enabling current paths, 1 signaling current path
Contact material	AgSnO ₂ , + 0.2 μm Au
Maximum switching voltage	250 V AC/DC
Minimum switching voltage	15 V AC/DC
Limiting continuous current	6 A (N/O contact) 3 A (N/C contact)
Maximum inrush current	6 A
Inrush current, minimum	25 mA
Sq. Total current	$72 \text{ A}^2 (I_{TH}^2 = I_1^2 + I_2^2 + I_3^2 + I_4^2)$
Interrupting rating (ohmic load) max.	144 W (24 V DC, τ = 0 ms, N/C contact 51/52: 72 W) 288 W (48 V DC, τ = 0 ms, N/C contact 51/52: 144 W) 110 W (110 V DC, τ = 0 ms) 88 W (220 V DC, τ = 0 ms) 1500 VA (250 V AC, τ = 0 ms, N/C contact 51/52: 750 VA)
Maximum interrupting rating (inductive load)	42 W (24 V DC, τ = 40 ms) 42 W (48 V DC, τ = 40 ms) 42 W (110 V DC, τ = 40 ms) 42 W (220 V DC, τ = 40 ms)
Switching capacity min.	0.4 W
Output fuse	6 A fast blow C6 (24 V AC/DC) automatic device

General data

Width	22.5 mm
Height	99 mm
Depth	114.5 mm
Ambient temperature (operation)	-20 °C ... 55 °C
Ambient temperature (storage/transport)	-40 °C ... 70 °C
Relay type	Electromechanically forcibly guided, dust-proof relay.

Mechanical service life	Approx. 10^7 cycles
Mounting position	Any
Category according to EN 13849-1	4
Stop category	0
Name	Air and creepage distances between the power circuits
Standards/regulations	DIN EN 50178/VDE 0160
Rated surge voltage / insulation	4 kV / basic isolation (safe isolation, reinforced insulation and 6 kV between input circuit/N/C contacts and enabling current paths).
Rated insulation voltage	250 V
Pollution degree	2
Surge voltage category	III

Connection data

Conductor cross section solid min.	0.2 mm ²
Conductor cross section solid max.	2.5 mm ²
Conductor cross section stranded min.	0.2 mm ²
Conductor cross section stranded max.	2.5 mm ²
Conductor cross section AWG/kcmil min.	24
Conductor cross section AWG/kcmil max	12
Stripping length	7 mm
Screw thread	M3
Connection method	Screw connection

Certificates

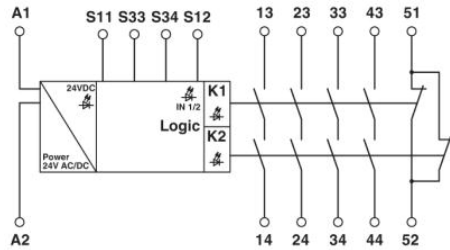


Certification

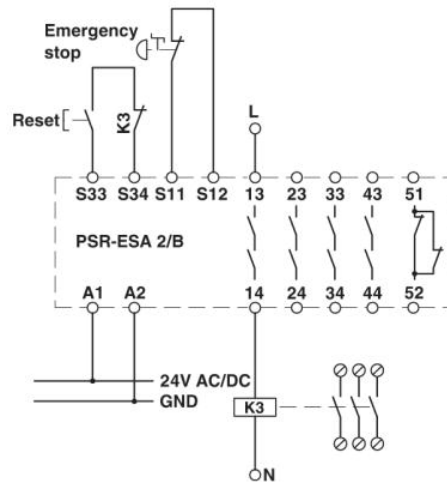
CUL Listed, GOST, TUEV-RH, UL Listed

Drawings

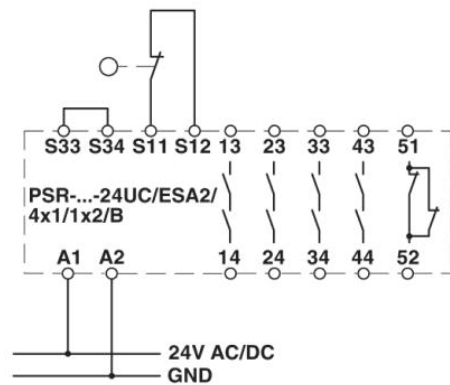
Circuit diagram



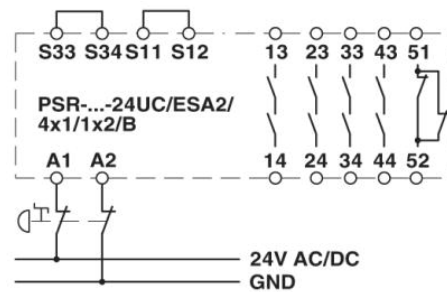
1 = logics



a = RESET
 b = Emergency stop
 One-channel emergency stop circuit with manual activation and monitored contact expansion, suitable up to safety category 2.



One-channel safety door monitoring with automatic activation, suitable up to safety category 2.



Address

PHOENIX CONTACT Ltd
Halesfield 13
Telford / Shropshire / TF7 4PG,England
Phone 01952 681 700
Fax 01952 681 799
<http://www.phoenixcontact.co.uk>



Phoenix Contact Ltd.
Technical modifications reserved;