

PSR-SCP- 24DC/TS/S

Order No.: 2986229



<http://eshop.phoenixcontact.co.uk/phoenix/treeViewClick.do?UID=2986229>

Freely configurable safety module for monitoring emergency stop, safety doors, light grids with 20 safe inputs and 4 safe outputs; 4 alarm, 2 clock and 2 ground switching outputs; non safety expandable over Bus-Gateways. Width: 67.5 mm



Commercial data	
EAN	4  046356 477192
Pack	1
Customs tariff	85371099
Country of Origin	DE
Catalog page information	Page 29 (IF-2011)

Product notes

WEEE/RoHS-compliant since:
17/03/2009



Please note that the data given here has been taken from the online catalog. For comprehensive information and data, please refer to the user documentation at <http://www.download.phoenixcontact.com>. The General Terms and Conditions of Use apply to Internet downloads.

Technical data

Input data	
Nominal input voltage U_N	24 V DC
Input voltage range in reference to U_N	0.85 ... 1.1
Typical input current at U_N	110 mA
Maximum response time	< 30 ms

Bypassing voltage dips	20 ms
Recovery time	< 10 s
Protective circuit	Surge protection Suppressor diode
Status display	4 LEDs (green, red)
Number of safe inputs	20
Nominal voltage U_N	24 V DC
Typical current consumption	4 mA
Signal level "0" signal	< 5 V
Signal level "1" signal	> 11 V
Permissible cable length	2000 m
Error detection time at 1-channel structure	< 1 s

Output data

Output data	Yes
Number of safe semiconductor outputs	4 (Cat.4 / ISO 13849)
Number of ground switching outputs	2
Nominal voltage U_N	24 V DC
Limiting continuous current	2 A (see derating curve)
Max. capacitive load	1 μ F (When using electromechanical components (e.g., contactors), the capacitive load can be disregarded.)
Max. inductive load	(A suitable and effective protective circuit is to be provided for inductive loads. A recommended measure is the use of free-wheeling diodes.)
Test pulses	< 1 ms (To ground)
Short-circuit protection	Yes
Clock outputs	Yes
Number of outputs	2
Nominal voltage U_N	24 V DC (A1 / A2)
Limiting continuous current	100 mA
Test pulses	< 100 ms
Short-circuit protection	Yes
Alarm outputs	Yes
Number of outputs	4
Nominal voltage U_N	24 V DC (A1 / A2)
Limiting continuous current	100 mA
Short-circuit protection	Yes

General data

Width	67.5 mm
Height	99 mm
Depth	114.5 mm
Ambient temperature (operation)	-20 °C ... 55 °C
Ambient temperature (storage/transport)	-20 °C ... 70 °C
Mounting position	Horizontal
Category according to EN 13849-1	4
Name	Air and creepage distances between the power circuits
Standards/regulations	DIN EN 50178
Rated surge voltage / insulation	0.8 kV / Basic isolation
Rated insulation voltage	50 V
Pollution degree	2
Surge voltage category	III
Housing material	Polyamide PA non-reinforced
Number of possible safe extension modules	10
Interfaces	USB, DIN rail TBUS for extension modules and bus couplers

Connection data

Conductor cross section solid min.	0.2 mm ²
Conductor cross section solid max.	2.5 mm ²
Conductor cross section stranded min.	0.2 mm ²
Conductor cross section stranded max.	2.5 mm ²
Conductor cross section AWG/kcmil min.	24
Conductor cross section AWG/kcmil max	12
Stripping length	7 mm
Screw thread	M3
Connection method	Screw connection

Certificates

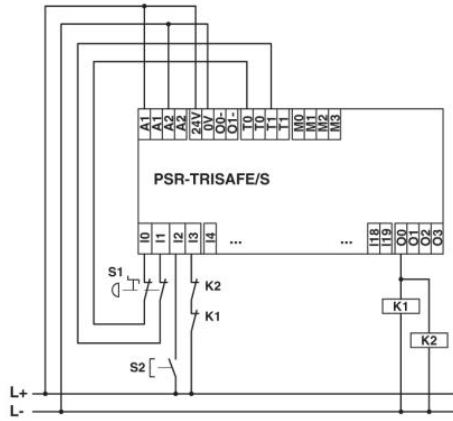


Certification

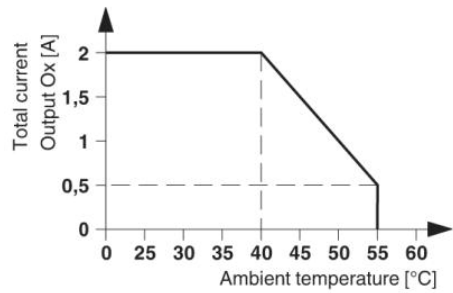
CUL Listed, TUEV-RH, UL Listed

Drawings

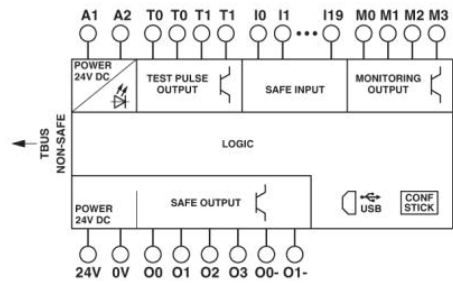
Application drawing



Diagram



Circuit diagram



Address

PHOENIX CONTACT Ltd
Halesfield 13
Telford / Shropshire / TF7 4PG,England
Phone 01952 681 700
Fax 01952 681 799
<http://www.phoenixcontact.co.uk>



Phoenix Contact Ltd.
Technical modifications reserved;