


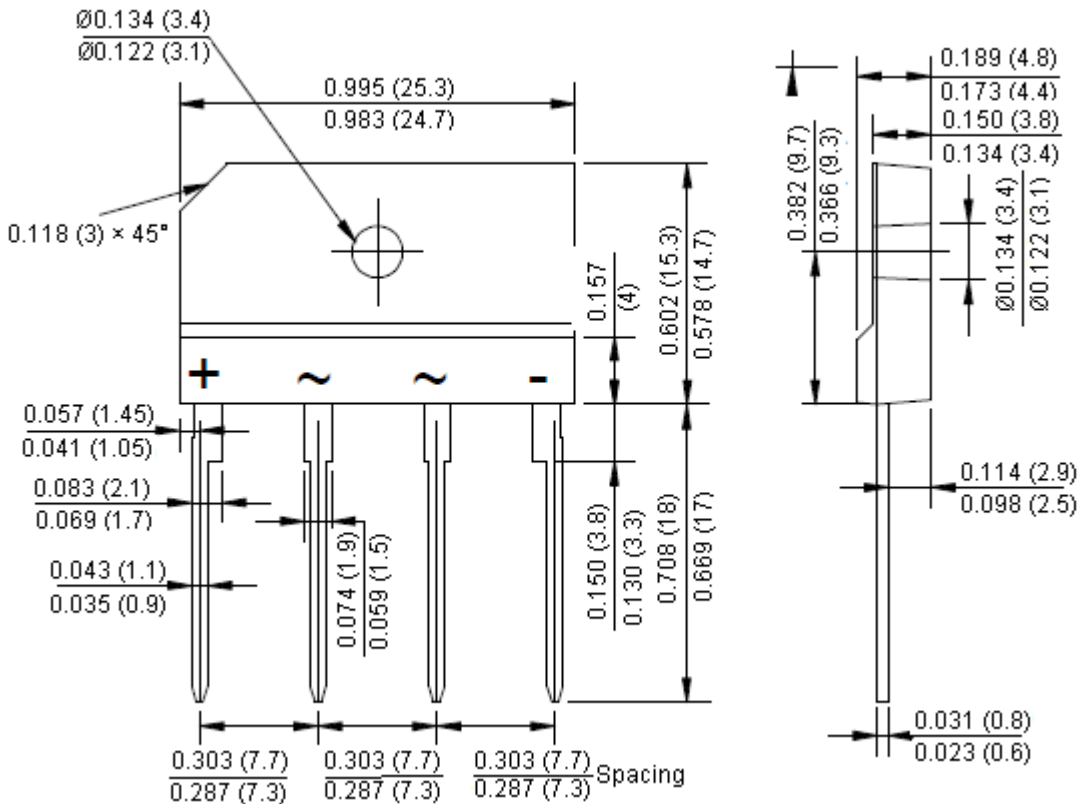
Bridge Rectifier



Features:

- Glass Passivated
- Surge overload rating -150 amperes peak
- Ideal for printed circuit board
- Reliable low cost construction utilizing moulded plastic technique
- Mounting position : Any

Reverse Voltage - 1,000 V
Forward Current - 4 Amperes



Dimensions : Inches (Millimetres)

Bridge Rectifier



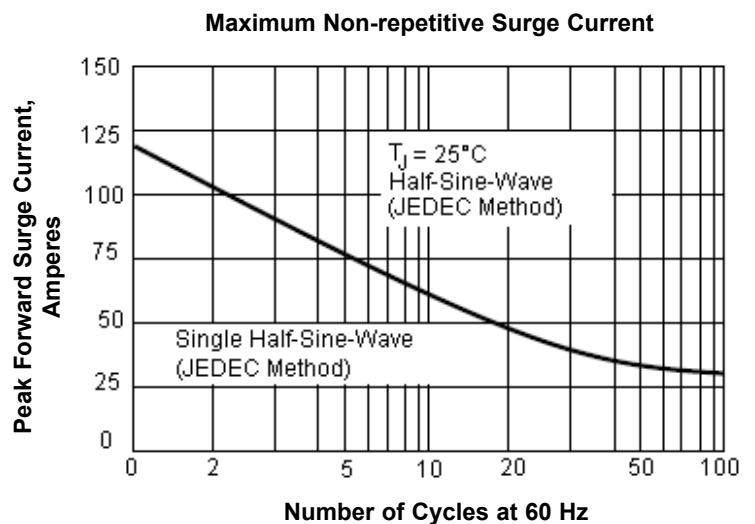
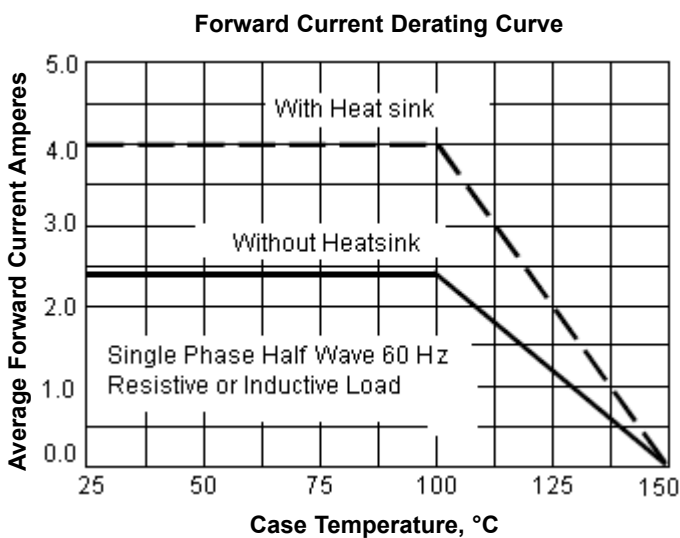
Maximum Ratings and Electrical Characteristics

Rating at 25°C ambient temperature unless otherwise specified.
 Single phase, half wave, 60 Hz, resistive or inductive load.
 For capacitive load, derate current by 20%.

Characteristics	Symbol	VSIB500	Units
Maximum Recurrent Peak Reverse Voltage	V_{RRM}	1,000	V
Maximum RMS Voltage	V_{RMS}	700	
Maximum DC Blocking Voltage	V_{DC}	1,000	
Maximum Average Forward (with heatsink Note 2) Rectified Current at $T_C = 100^\circ\text{C}$ (without heatsink)	$I_{(AV)}$	4 2.4	A
Peak Forward Surge Current 8.3 ms Single Half Sine-wave Super Imposed on Rated Load (JEDEC Method)	I_{FSM}	120	
Maximum Forward Voltage at 4 A dc	V_F	1.1	V
Maximum DC Reverse Current at $T_J = 25^\circ\text{C}$ at Rated DC Blocking Voltage at $T_J = 125^\circ\text{C}$	I_R	10 500	μA
I^2t Rating for Fusing ($t < 8.3$ ms)	I^2t	93	A^2s
Typical Junction Capacitance Per Element (Note 1)	C_J	45	pF
Typical Thermal Resistance	$R_{\theta JC}$	2.2	$^\circ\text{C}/\text{W}$
Operating Temperature Range	T_J	-55 to +150	$^\circ\text{C}$
Storage Temperature Range	T_{STG}		

Notes : 1. Measured at 1 MHz and applied reverse voltage of 4 V dc.
 2. Device mounted on 50 × 50 × 1.6 mm Cu plate heatsink.

Rating and Characteristic Curves

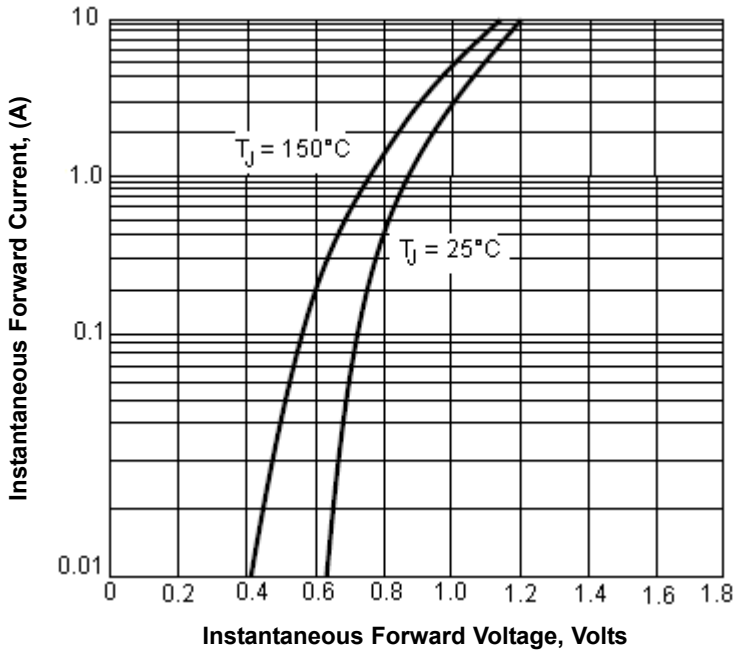


Bridge Rectifier

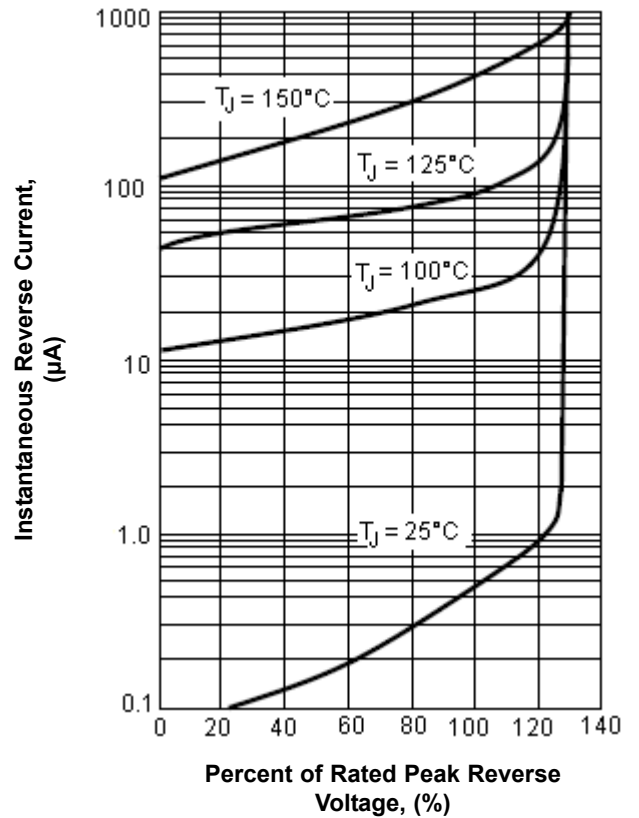


Rating and Characteristic Curves

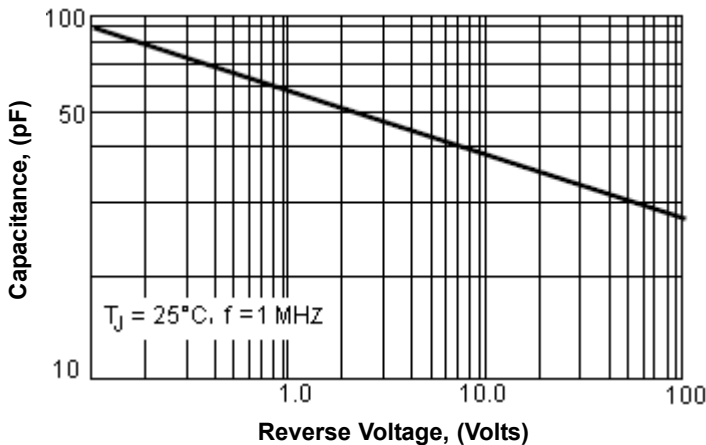
Typical Forward Characteristics



Typical Reverse Characteristics



Typical Junction Capacitance



Important Notice : This data sheet and its contents (the "Information") belong to the members of the Premier Farnell group of companies (the "Group") or are licensed to it. No licence is granted for the use of it other than for information purposes in connection with the products to which it relates. No licence of any intellectual property rights is granted. The Information is subject to change without notice and replaces all data sheets previously supplied. The Information supplied is believed to be accurate but the Group assumes no responsibility for its accuracy or completeness, any error in or omission from it or for any use made of it. Users of this data sheet should check for themselves the Information and the suitability of the products for their purpose and not make any assumptions based on information included or omitted. Liability for loss or damage resulting from any reliance on the Information or use of it (including liability resulting from negligence or where the Group was aware of the possibility of such loss or damage arising) is excluded. This will not operate to limit or restrict the Group's liability for death or personal injury resulting from its negligence. Multicomp is the registered trademark of the Group. © Premier Farnell plc 2012.

