


PTS 1,5/10-7,5-H

Order No.: 1703094

<http://eshop.phoenixcontact.net/phoenix/treeViewClick.do?UID=1703094>

PC terminal block, Nominal current: 12 A, Nom. voltage: 630 V, Pitch: 7.5 mm, Number of positions: 10, Connection method: Spring-cage conn., Mounting: Soldering, Conductor/PCB connection direction: 0 °, Color: green

Commercial data

EAN	 4 046356 635417
Note	Made-to-order
Pack	100 pcs.
Customs tariff	85369010
Product key	05413
country of origin	DE
Catalog page information	Page 521 (CC-2011)

Product notes

WEEE/RoHS-compliant since:
11/22/2010



<http://www.download.phoenixcontact.com>
Please note that the data given here has been taken from the online catalog. For comprehensive information and data, please refer to the user documentation. The General Terms and Conditions of Use apply to Internet downloads.

Technical data

Dimensions / positions

Length	10.5 mm
Height	16.1 mm
Width	72.5 mm
Pitch	7.5 mm

Dimension a	67.5 mm
Number of positions	10
Hole diameter	1.2 mm

Technical data

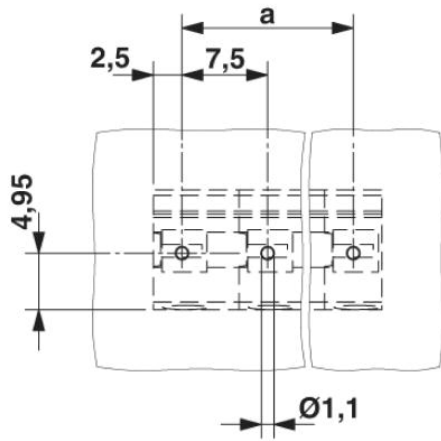
Range of articles	PTS 1,5/..-H
Insulating material group	I
Rated surge voltage (III/3)	6 kV
Rated surge voltage (III/2)	6 kV
Rated surge voltage (II/2)	6 kV
Rated voltage (III/3)	400 V
Rated voltage (III/2)	630 V
Rated voltage (II/2)	1000 V
Nominal current I_N	12 A
Nominal cross section	1.5 mm ²
Maximum load current	12 A
Insulating material	PA
Inflammability class acc. to UL 94	V0
Stripping length	8 mm

Connection data

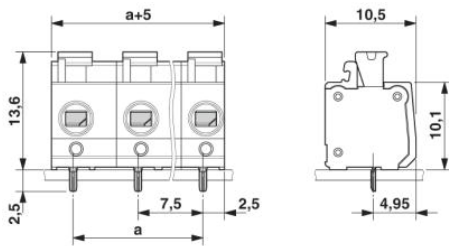
Conductor cross section solid min.	0.14 mm ²
Conductor cross section solid max.	2.5 mm ²
Conductor cross section stranded min.	0.14 mm ²
Conductor cross section stranded max.	2.5 mm ²
Conductor cross section stranded, with ferrule without plastic sleeve min.	0.25 mm ²
Conductor cross section stranded, with ferrule without plastic sleeve max.	1.5 mm ²
Conductor cross section stranded, with ferrule with plastic sleeve min.	0.25 mm ²
Conductor cross section stranded, with ferrule with plastic sleeve max.	1.5 mm ²
Conductor cross section AWG/kcmil min.	26
Conductor cross section AWG/kcmil max	14

Diagrams/Drawings

Drilling plan/solder pad geometry



Dimensioned drawing



Address

PHOENIX CONTACT GmbH & Co. KG
Flachsmarktstr. 8
32825 Blomberg, Germany
Phone +49 5235 3 00
Fax +49 5235 3 41200
<http://www.phoenixcontact.com>



© 2011 Phoenix Contact
Technical modifications reserved;