



Miniature circuit-breaker



Powering Business Worldwide™

Part no.

FAZ-C13/3

Article no.

278871

Program

Range			FAZ miniature circuit-breakers
Basic function			Miniature circuit-breakers
Tripping characteristic			C
Application			Instantaneous release response current 5 - 10 x I _n
Switching capacity			Switching capacity 15 kA (IEC/EN 60947-2)
Rated current	I _n	A	13
Pole			3 pole
Notes			With 3 protected poles
Contact sequence			
Notes			
Switching capacity (IEC/EN 60898)			10 kA
Switching capacity (IEC/EN 60947-2)			15 kA
Accessories			
Auxiliary contacts			→ 286054
Voltage releases			→ 291464
Mounting accessories			
1 pole			2-pole; 1N-pole
Depth 71 mm			Depth 71 mm
Width 17.5 mm			Width 35 mm
3 pole			4-pole; 3-pole + N
Depth 71 mm			Depth 71 mm
Width 52.5 mm			Width 70 mm

Approbationen

UL approval
 CSA approval
 Product Standards
 UL File No.
 UL CCN
 CSA File No.
 CSA Class No.

Yes
 Yes
 IEC/EN 60947-2; IEC/EN 60898; UL 1077; CSA-C22.2 No. 235; CE marking
 E177451
 QVNU2, QVNU8
 204453
 3215-30

Electrical

Standards			IEC/EN 60947-2 IEC/EN 60898
Rated operational voltage	U _e	V	
	U _e	V AC	230/400
		V DC	48 (per pole)
Rated switching capacity		kA	15
Operational switching capacity		kA	7.5
Characteristic			B, C, D
Max. back-up fuse		A gL/ gG	125
Selectivity Class			3
Lifespan	Operations		> 10000
Direction of incoming supply			as required

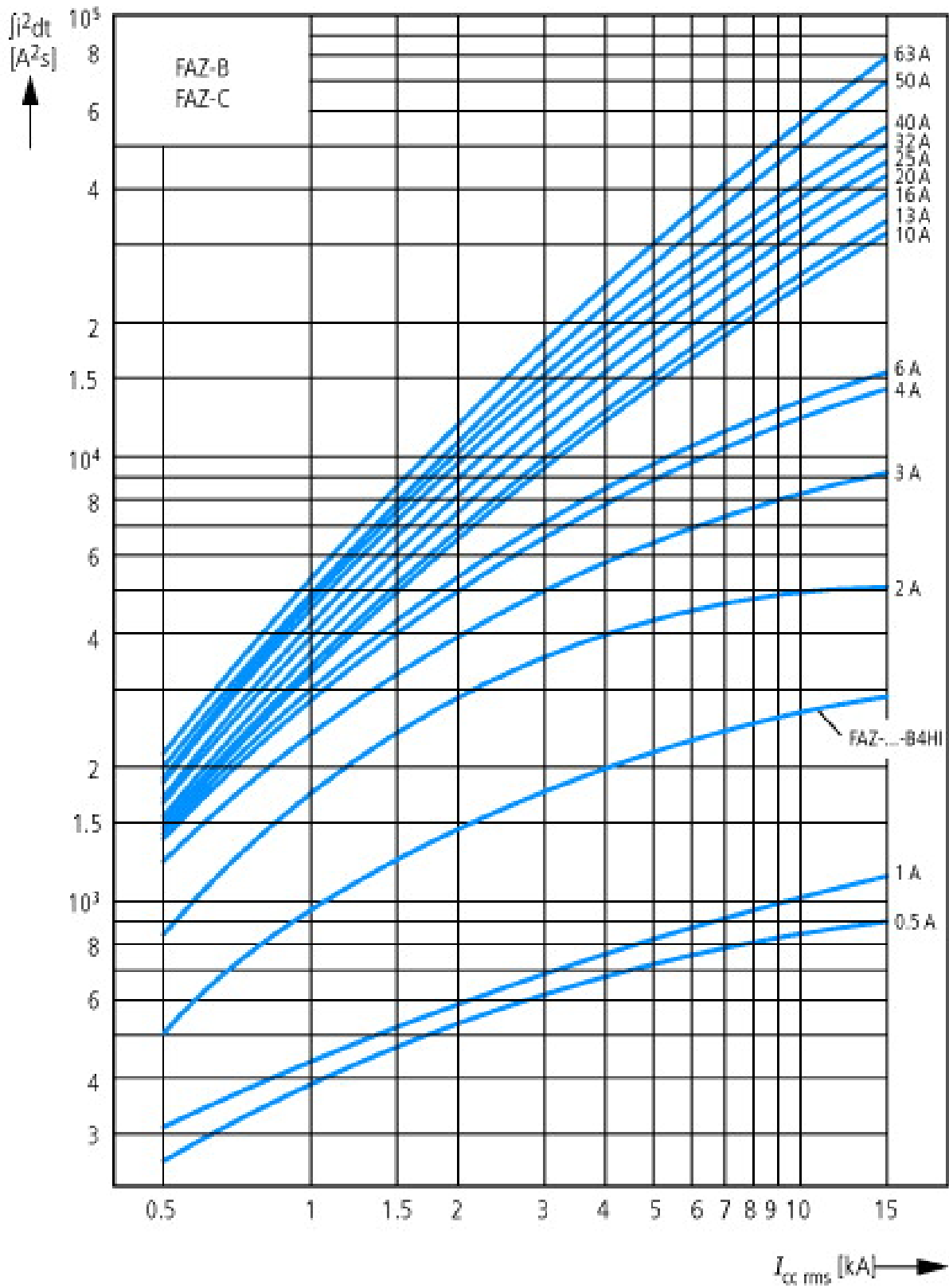
Mechanical

Standard front dimension		mm	45
Enclosure height		mm	80
Terminal protection			Finger and back-of-hand proof to BGV A2
Mounting width per pole		mm	17.5
Mounting			IEC/EN 60715 top-hat rail
Protection type			IP20, IP40 (when fitted)
Terminals top and bottom			Twin-purpose terminals
Terminal capacities		mm ²	
		mm ²	1 x 25
		mm ²	2 x 10
Thickness of busbar material		mm	0.8 ... 2
Mounting position			As required

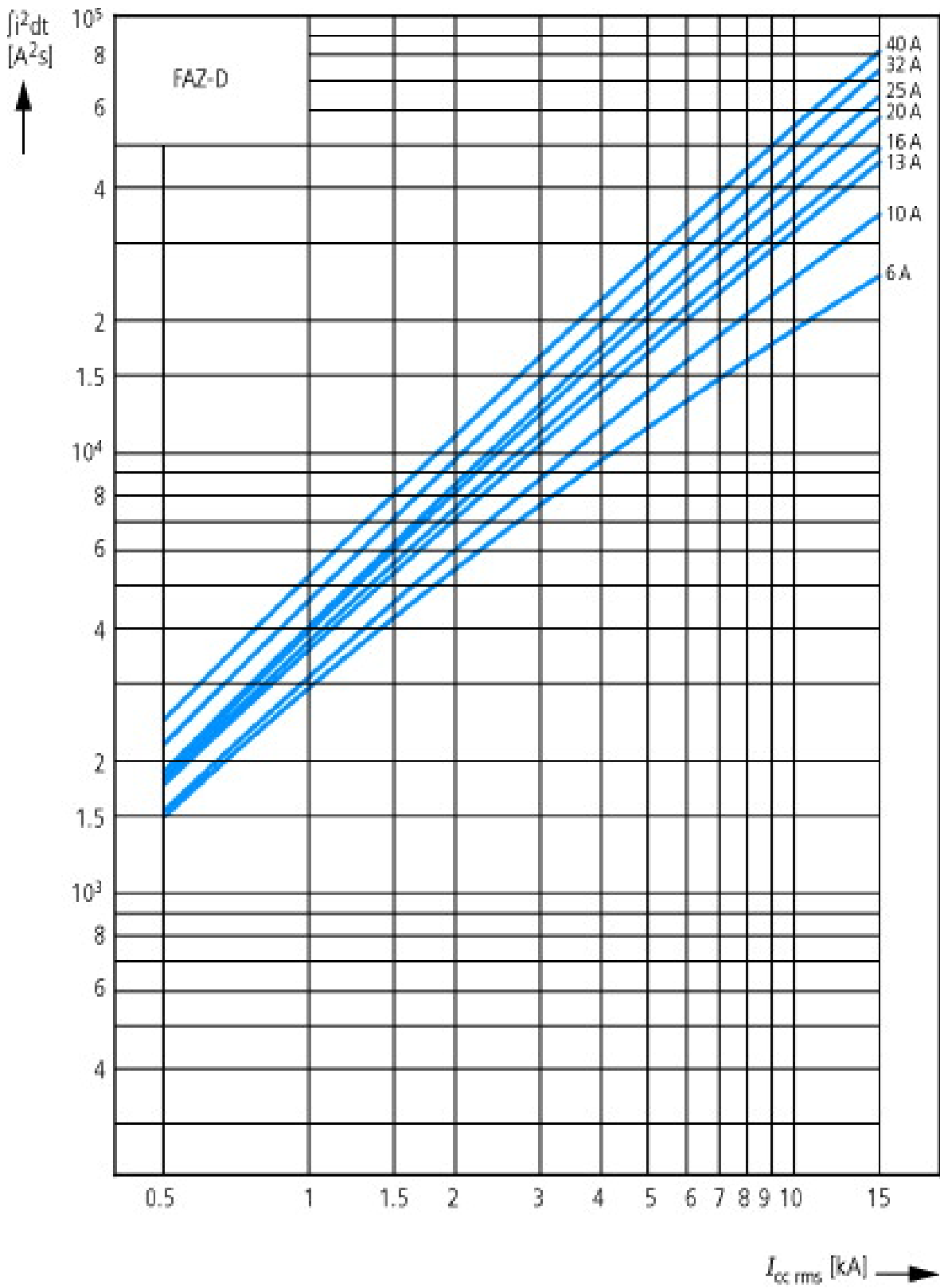
Technical data according to ETIM 4.0

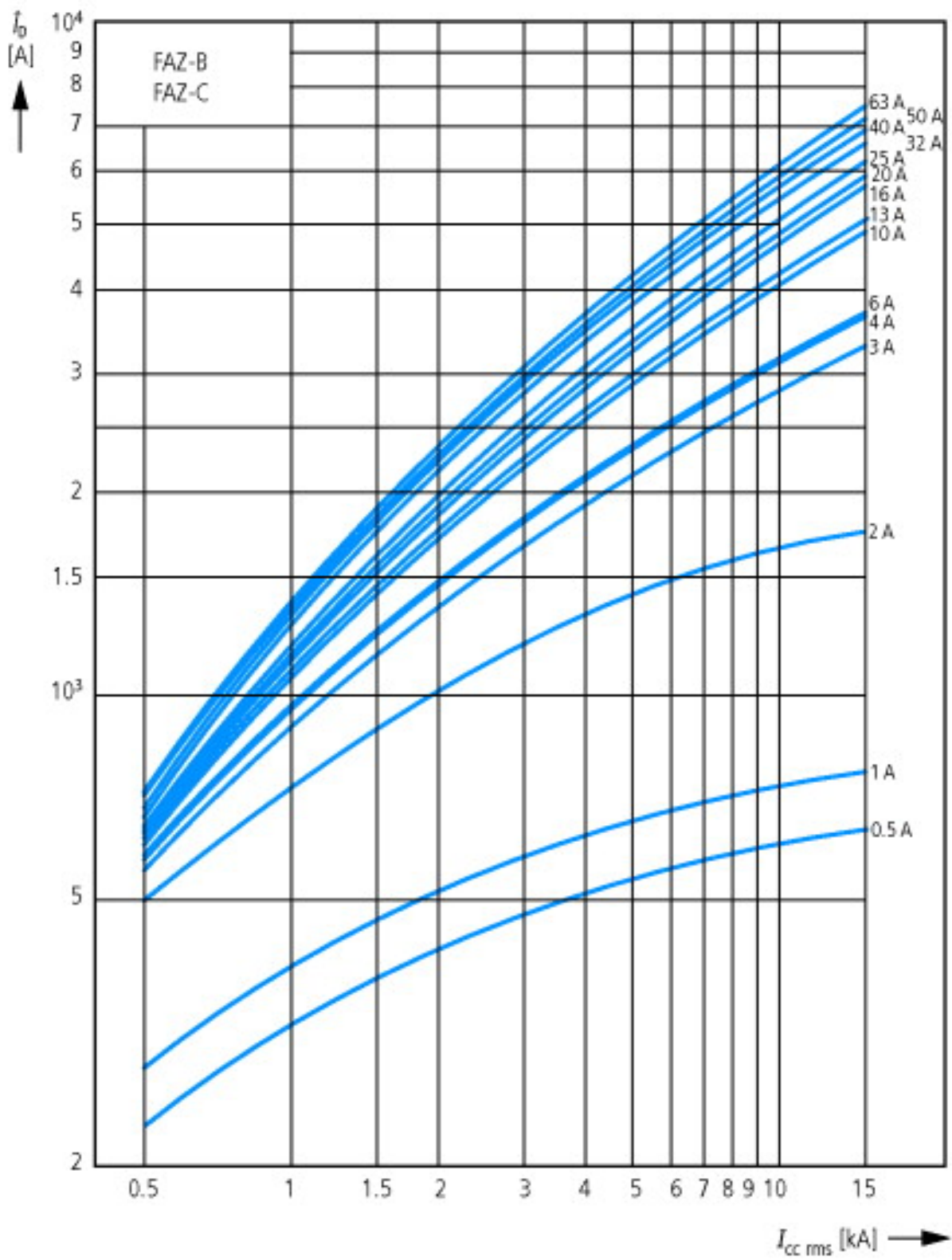
Frequency		Hz	50 Hz
Voltage type			AC
Mounting depth		mm	71 mm
Rated current		A	13 A
Rated voltage		V	400 V
Trip type			C
Number of poles			3
Current-limiting class			3
Overvoltage category			3
Pollution degree			2
Width in space units			3
Protection type (IP)			IP20
Neutral conductor switching with pole			false
Rated switching capacity according to EN 60898		kA	10 kA
Rated switching capacity according to IEC 60947-2		kA	0 kA
Additional equipment possible			true

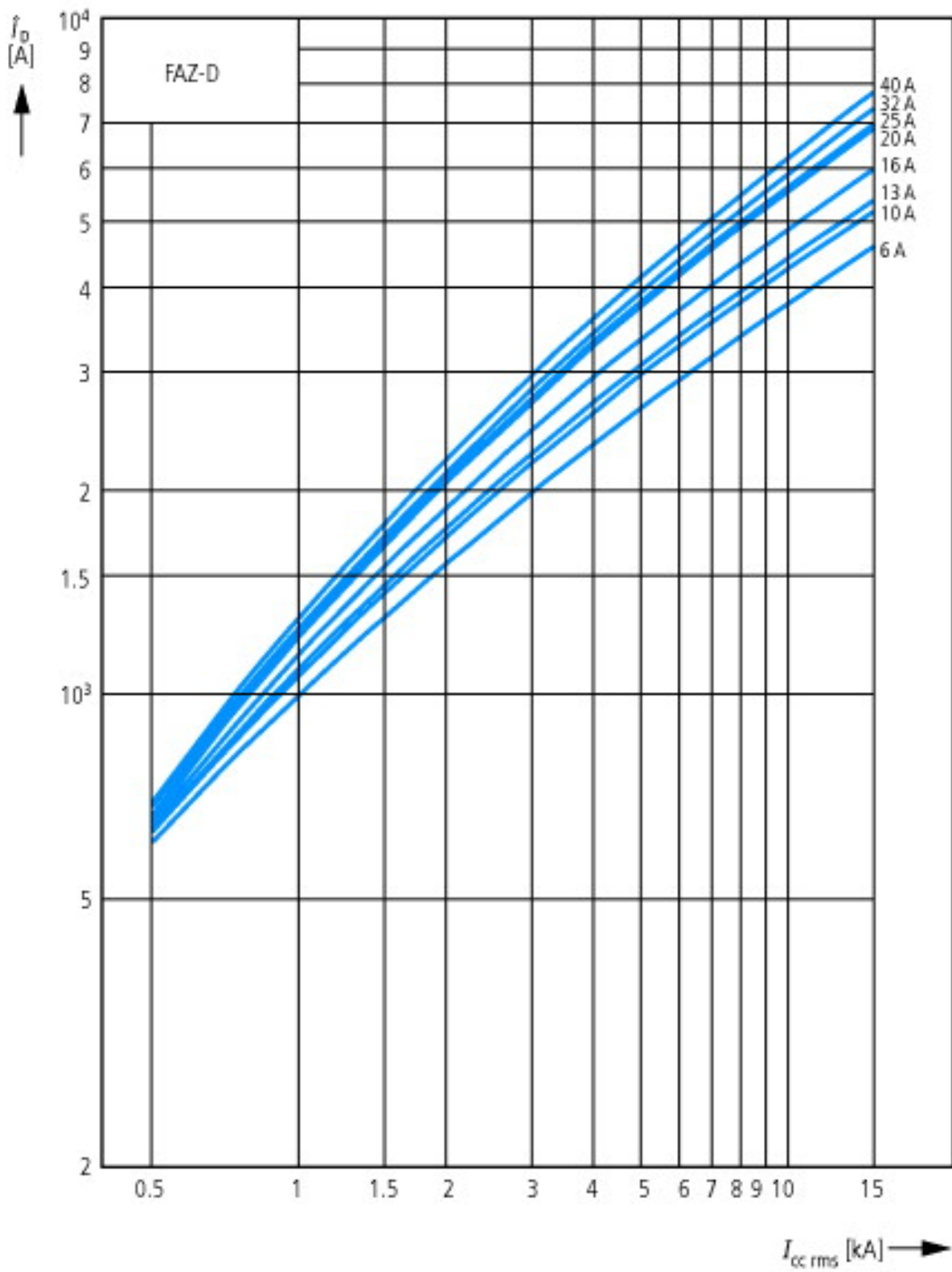
Characteristics

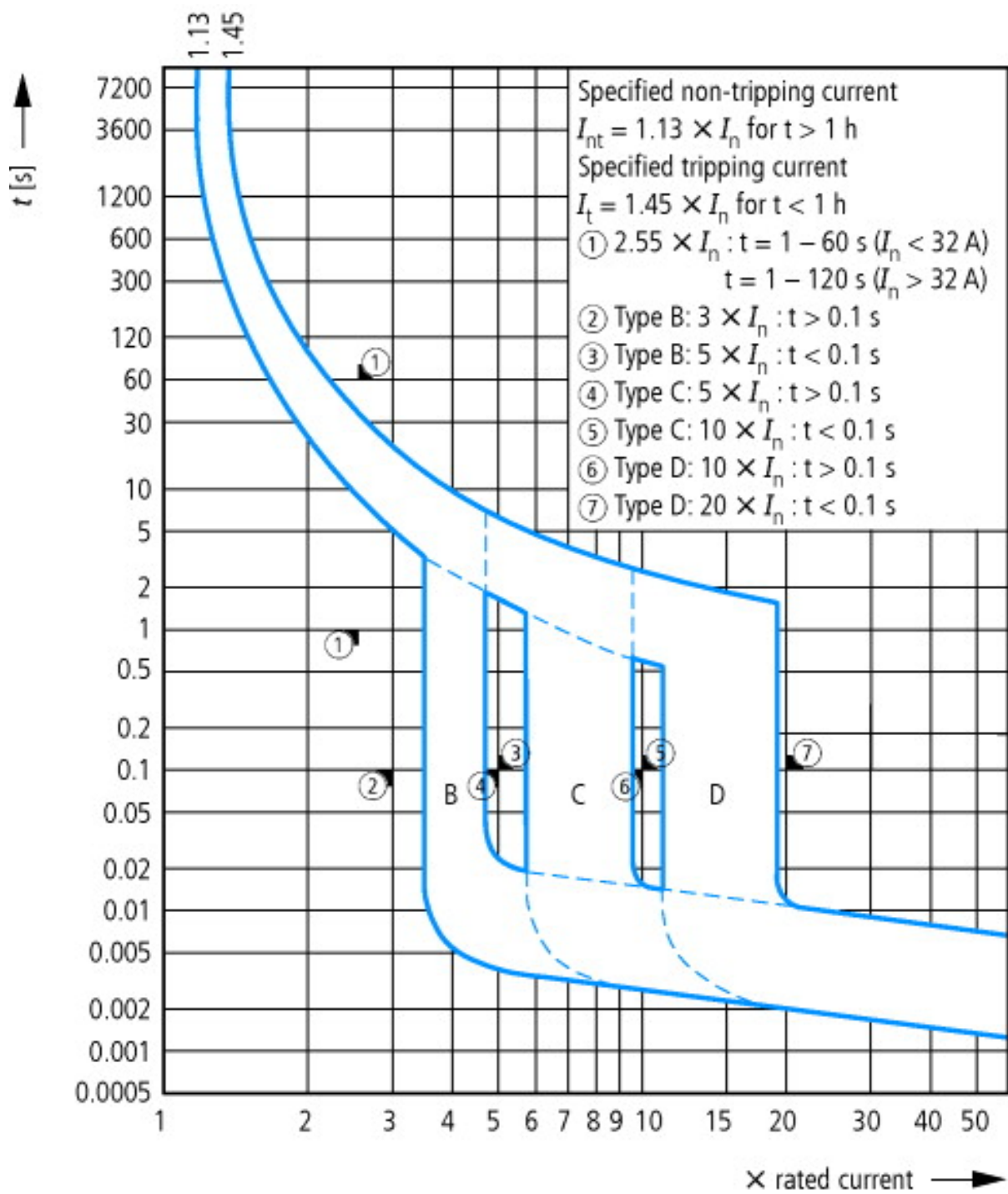


Let-through energy $\int i^2 dt$
 According to IEC/EN 60898









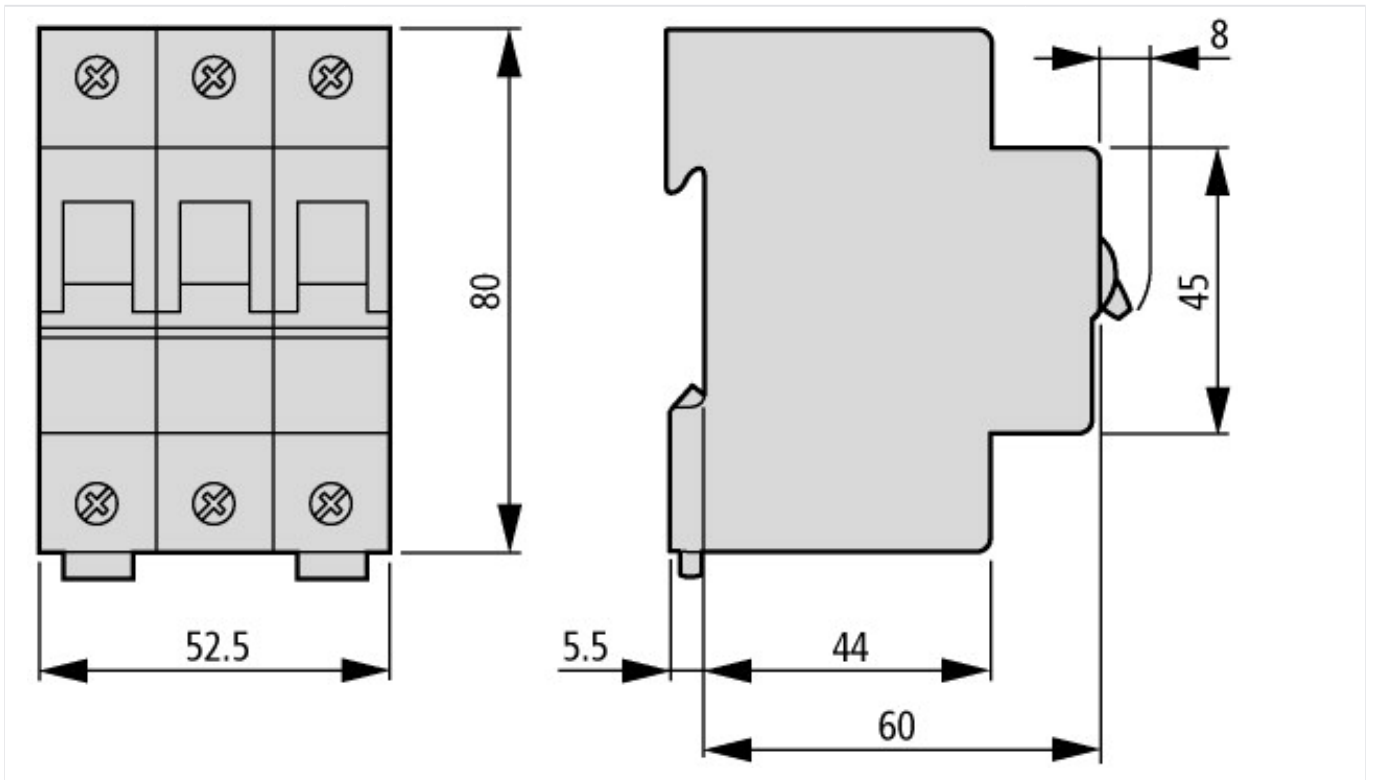
Tripping characteristic at 30 °C:
 B, C, D to IEC/EN 60898

CAD-Data

Product standards CAD data:

<http://eaton-moeller.partcommunity.com>

Dimensions



Additional product information (links)

AWA1220-1755 Circuit-breaker	ftp://ftp.moeller.net/DOCUMENTATION/AWA_INSTRUCTIONS/17550701.pdf
Engineering	
External influences and loadability	ftp://ftp.moeller.net/DOCUMENTATION/PDF/GB/TD_FAZ_neu_14_de.pdf