
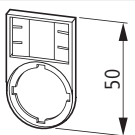
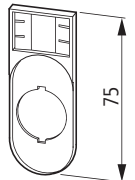























RMQ Titan
Standard Legend Plates, Insert Plates

	Type Article no.	Price See Price List	
Standard legend plates 30 × 50 mm, round, black			
0 I	M22S-ST-X88 216485		
0 I	M22S-ST-X89 218147		
I 0 II	M22S-ST-X93 216486		
STOP	M22S-ST-GB0 216494		
START	M22S-ST-GB1 216495		
OFF	M22S-ST-GB5 218300		
ON	M22S-ST-GB6 216496		
FAULT	M22S-ST-GB8 216498		
RUN	M22S-ST-GB7 216497		
HAND AUTO	M22S-ST-D11 216492		
MAN. AUTO	M22S-ST-GB11 216500		
OFF ON	M22S-ST-GB10 216499		
HAND 0 AUTO	M22S-ST-D12 216493		
MAN. 0 AUTO	M22S-ST-GB12 216501		
Insert plates for legend plates, 18 × 27 mm			
	Aluminium, blank	M22-XST 216480	
	With customized inscription Extra for quantities of ≤ 10	M22-XST- 216482	
			Letter height Number of lines Characters per line
			3 mm max. 3 max. 12
			5 mm max. 2 max. 8
Legend plates, without insert plate Round, black, 30 mm wide			
		M22S-ST-X 216392	
For double operators		M22S-STDD-X 216394	
			

RMQ Titan Button Plates

Inscription	For use with	Color	Style: flush	Price See Price List	Style: extended
			Type Article no.		Type Article no.
Button plates for pushbutton operators					
	M22(S)-D-X M22(S)-DR-X M22(S)-DG-X	● black	M22-XD-S 216421		M22-XDH-S 216428
		○ white	M22-XD-W 216422		M22-XDH-W 216429
		● red	M22-XD-R 216423		M22-XDH-R 216430
		● green	M22-XD-G 216424		M22-XDH-G 216431
		● yellow	M22-XD-Y 216425		M22-XDH-Y 216432
		● blue	M22-XD-B 216426		M22-XDH-B 216433
		With customized inscription ¹⁾	M22-XD-**-* 216427		M22-XDH-**-* 216434
STOP	M22(S)-D-X M22(S)-DR-X M22(S)-DG-X	● red	M22-XD-R-GB0 218194		M22-XDH-R-GB0 218239
		● black	M22-XD-S-GB0 218195		M22-XDH-S-GB0 218240
START		● green	M22-XD-G-GB1 218196		M22-XDH-G-GB1 218241
		○ white	M22-XD-W-GB1 218197		M22-XDH-W-GB1 218242
CLOSE		● black	M22-XD-S-GB2 218198		M22-XDH-S-GB2 218243
UP		● black	M22-XD-S-GB3 218199		M22-XDH-S-GB3 218244
DOWN		● black	M22-XD-S-GB4 218200		M22-XDH-S-GB4 218245
OFF		● red	M22-XD-R-GB5 218202		M22-XDH-R-GB5 218247
ON		● black	M22-XD-S-GB6 218203		M22-XDH-S-GB6 218248
TEST		● black	M22-XD-S-GB9 218201		M22-XDH-S-GB9 218246
RESET		● blue	M22-XD-B-GB14 218204		M22-XDH-B-GB14 218249
FORWARD		● black	M22-XD-S-GB15 218205		M22-XDH-S-GB15 218250
REVERSE		● black	M22-XD-S-GB16 218206		M22-XDH-S-GB16 218251
RAISE		● black	M22-XD-S-GB17 218208		M22-XDH-S-GB17 218252
LOWER		● black	M22-XD-S-GB18 218209		M22-XDH-S-GB18 218253

RMQ Titan
Button Plates

	For use with	Symbol/color	Style: flush	Price	Style: extended
			Type Article no.		Type Article no.
Button plates for pushbutton operators					
STOP	M22(S)-D-X M22(S)-DR-X M22(S)-DG-X	 red	M22-XD-R-X0 218153		M22-XDH-R-X0 218155
		 black	M22-XD-S-X0 218154		M22-XDH-S-X0 218156
START		 green	M22-XD-G-X1 218165		M22-XDH-G-X1 218210
		 black	M22-XD-S-X1 218166		M22-XDH-S-X1 218211
		 white	M22-XD-W-X1 218167		M22-XDH-W-X1 218212
		 green	M22-XD-G-X2 218168		M22-XDH-G-X2 218213
		 black	M22-XD-S-X2 218169		M22-XDH-S-X2 218214
Increase		 black	M22-XD-S-X4 218170		M22-XDH-S-X4 218215
Decrease		 black	M22-XD-S-X5 218171		M22-XDH-S-X5 218216
Reset		 blue	M22-XD-B-X6 218172		M22-XDH-B-X6 218217
Directions of movement		 black	M22-XD-S-X7 218173		M22-XDH-S-X7 218218
		 black	M22-XD-S-X8 218174		M22-XDH-S-X8 218219
Hand		 black	M22-XD-S-X9 218175		M22-XDH-S-X9 218220
Automatic		 black	M22-XD-S-X10 218176		M22-XDH-S-X10 218221
Inch		 black	M22-XD-S-X11 218177		M22-XDH-S-X11 218222
Unlock		 black	M22-XD-S-X12 218178		M22-XDH-S-X12 218223
Unclamp		 black	M22-XD-S-X13 218179		M22-XDH-S-X13 218224
Clamp		 black	M22-XD-S-X14 218180		M22-XDH-S-X14 218225
Release		 black	M22-XD-S-X15 218181		M22-XDH-S-X15 218226
Liquid		 black	M22-XD-S-X16 218182		M22-XDH-S-X16 218227
Horn		 black	M22-XD-S-X17 218183		M22-XDH-S-X17 218228

Notes

¹⁾Example: M22-X...-*-*




















Symbol (new or from library, e.g. GB12)

Color: e.g. -R, -G, -B, -W, -Y

Letter height 3 mm: max. 8 characters in 1st line, 10 characters in 2nd line, 8 characters in 3rd line
 Letter height 5 mm: max. 5 characters per line
 Extra for quantities of $\leq 9 + 50\%$



RMQ Titan Button Plates

Inscription	For use with	Color	Type Article no.	Price See Price List
Button plates for mushroom-head pushbutton operators				
	M22(S)-DP(R)-...	 black	M22-XDP-S 216435	
		 white	M22-XDP-W 216436	
		 red	M22-XDP-R 216437	
		 green	M22-XDP-G 216438	
		 yellow	M22-XDP-Y 216439	
		With customized inscription ¹⁾	M22-XDP-*.* 216440	
STOP	M22(S)-DP(R)-...	 red	M22-XDP-R-GB0 218281	
		 black	M22-XDP-S-GB0 218282	
START		 green	M22-XDP-G-GB1 218283	
		 white	M22-XDP-W-GB1 218284	
CLOSE		 black	M22-XDP-S-GB2 218285	
UP		 black	M22-XDP-S-GB3 218286	
DOWN		 black	M22-XDP-S-GB4 218287	
OFF		 red	M22-XDP-R-GB5 218289	
ON		 black	M22-XDP-S-GB6 218290	
TEST		 black	M22-XDP-S-GB9 218288	
FORWARD		 black	M22-XDP-S-GB15 218291	
REVERSE		 black	M22-XDP-S-GB16 218292	
RAISE		 black	M22-XDP-S-GB17 218293	
LOWER		 black	M22-XDP-S-GB18 218294	

Notes

¹⁾ Example: M22-X...-*.*

Symbol (new or from library, e.g. GB12)





















Color: e.g. -R, -G, -B, -W, -Y

Letter height 3 mm: max. 8 characters in 1st line, 10 characters in 2nd line, 8 characters in 3rd line
 Letter height 5 mm: max. 5 characters per line
 Extra for quantities of $\leq 9 + 50\%$

8
10
8

5

RMQ Titan
Button Plates

For use with	Symbol/color	Type Article no.	Price See Price List
Button plates for mushroom head pushbutton operators			
STOP	M22(S)-DP(R)-...  red	M22-XDP-R-X0 218157	
	 black	M22-XDP-S-X0 218158	
START	 green	M22-XDP-G-X1 218254	
	 black	M22-XDP-S-X1 218255	
	 white	M22-XDP-W-X1 218256	
	 green	M22-XDP-G-X2 218257	
	 black	M22-XDP-S-X2 218258	
Increase	 black	M22-XDP-S-X4 218259	
Decrease	 black	M22-XDP-S-X5 218260	
Directions of movement	 black	M22-XDP-S-X7 218261	
	 black	M22-XDP-S-X8 218262	
Hand	 black	M22-XDP-S-X9 218263	
Automatic	 black	M22-XDP-S-X10 218264	
Inch	 black	M22-XDP-S-X11 218265	
Unlock	 black	M22-XDP-S-X12 218266	
Unclamp	 black	M22-XDP-S-X13 218267	
Clamp	 black	M22-XDP-S-X14 218268	
Release	 black	M22-XDP-S-X15 218269	
Liquid	 black	M22-XDP-S-X16 218270	
Horn	 black	M22-XDP-S-X17 218271	

RMQ Titan
Indicating Light Lenses

Inscription	For use with	Color	Style: flush	Price	Style: extended	
			Type Article no.		Type Article no.	See Price List
Lenses for indicating lights						
	M22-L-X M22-LC-X	white	M22-XL-W 216453		M22-XLH-W 216459	
		red	M22-XL-R 216454		M22-XLH-R 216460	
		green	M22-XL-G 216455		M22-XLH-G 216461	
		yellow	M22-XL-Y 216456		M22-XLH-Y 216462	
		blue	M22-XL-B 216457		M22-XLH-B 216463	
		With customized inscription ¹⁾	M22-XL-*. * 216458		-	
STOP	M22-L-X M22-LC-X	red	M22-XL-R-GB0 218412		-	
		white	M22-XL-W-GB0 218413		-	
START		green	M22-XL-G-GB1 218414		-	
		white	M22-XL-W-GB1 218415		-	
CLOSE		white	M22-XL-W-GB2 218416		-	
UP		white	M22-XL-W-GB3 218417		-	
DOWN		white	M22-XL-W-GB4 218418		-	
OFF		red	M22-XL-R-GB5 218420		-	
ON		white	M22-XL-W-GB6 218421		-	
TEST		white	M22-XL-W-GB9 218419		-	
FORWARD		white	M22-XL-W-GB15 218422		-	
REVERSE		white	M22-XL-W-GB16 218423		-	
RAISE		white	M22-XL-W-GB17 218424		-	
LOWER		white	M22-XL-W-GB18 218425		-	

Notes




















¹⁾ Example: M22-X...-*. *

- └ Symbol (new or from library, e.g. GB12)
- └ Color: e.g. -R, -G, -B, -W, -Y

Letter height 3 mm: max. 8 characters in 1st line, 10 characters in 2nd line, 8 characters in 3rd line
 Letter height 5 mm: max. 5 characters per line
 Extra for quantities of $\leq 9 + 50\%$



RMQ Titan
Indicating Light Lenses

	For use with	Symbol/color	Style: flush Type Article no.	Price See Price List
Lenses for indicating lights				
STOP	M22-L-X M22-LC-X	 red	M22-XL-R-X0 218163	
		 white	M22-XL-W-X0 218164	
START		 green	M22-XL-G-X1 218384	
		 white	M22-XL-W-X1 218385	
		 green	M22-XL-G-X2 218386	
		 white	M22-XL-W-X2 218387	
Increase		 white	M22-XL-W-X4 218388	
Decrease		 white	M22-XL-W-X5 218389	
Directions of movement		 white	M22-XL-W-X7 218390	
		 white	M22-XL-W-X8 218391	
Hand		 white	M22-XL-W-X9 218392	
Automatic		 white	M22-XL-W-X10 218393	
Inch		 white	M22-XL-W-X11 218394	
Unlock		 white	M22-XL-W-X12 218395	
Unclamp		 white	M22-XL-W-X13 218396	
Clamp		 white	M22-XL-W-X14 218399	
Release		 white	M22-XL-W-X15 218400	
Liquid		 white	M22-XL-W-X16 218401	
Horn		 white	M22-XL-W-X17 218402	

RMQ Titan

Illuminated Pushbutton Lenses

Inscription	For use with	Color	Style: flush Type Article no.	Price See Price List	Style: extended Type Article no.	Price See Price List
Button lenses for illuminated pushbutton operators						
	M22(S)-DL-X M22(S)-DRL-X	white	M22-XDL-W 216441		M22-XDLH-W 216447	
		red	M22-XDL-R 216442		M22-XDLH-R 216448	
		green	M22-XDL-G 216443		M22-XDLH-G 216449	
		yellow	M22-XDL-Y 216444		M22-XDLH-Y 216450	
		blue	M22-XDL-B 216445		M22-XDLH-B 216451	
		With customized inscription ¹⁾	M22-XDL-**- 216446		M22-XDLH-**- 216452	
STOP		red	M22-XDL-R-GB0 218326		M22-XDLH-R-GB0 218369	
		white	M22-XDL-W-GB0 218327		M22-XDLH-W-GB0 218370	
START		green	M22-XDL-G-GB1 218328		M22-XDLH-G-GB1 218371	
		white	M22-XDL-W-GB1 218329		M22-XDLH-W-GB1 218372	
CLOSE		white	M22-XDL-W-GB2 218330		M22-XDLH-W-GB2 218373	
UP		white	M22-XDL-W-GB3 218331		M22-XDLH-W-GB3 218374	
DOWN		white	M22-XDL-W-GB4 218332		M22-XDLH-W-GB4 218375	
OFF		red	M22-XDL-R-GB5 218334		M22-XDLH-R-GB5 218377	
ON		white	M22-XDL-W-GB6 218335		M22-XDLH-W-GB6 218378	
TEST		white	M22-XDL-W-GB9 218333		M22-XDLH-W-GB9 218376	
RESET		blue	M22-XDL-B-GB14 218336		M22-XDLH-B-GB14 218379	
FORWARD		white	M22-XDL-W-GB15 218337		M22-XDLH-W-GB15 218380	
REVERSE		white	M22-XDL-W-GB16 218338		M22-XDLH-W-GB16 218381	
RAISE		white	M22-XDL-W-GB17 218339		M22-XDLH-W-GB17 218382	
LOWER		white	M22-XDL-W-GB18 218340		M22-XDLH-W-GB18 218383	

Notes

¹⁾ Example: M22-X...-**-*





















Symbol (new or from library, e.g. GB12)

Color: e.g. -R, -G, -B, -W, -Y

Letter height 3 mm: max. 8 characters in 1st line, 10 characters in 2nd line, 8 characters in 3rd line
 Letter height 5 mm: max. 5 characters per line
 Extra for quantities of $\leq 9 + 50\%$






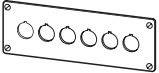


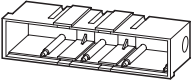
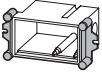
RMQ Titan
Illuminated Pushbutton Lenses

Inscription	For use with	Symbol/color	Style: flush	Price	Style: extended	
			Type Article no.		Type Article no.	
			See Price List		See Price List	
Button lenses for illuminated pushbutton operators						
STOP	M22(S)-DL-X M22(S)-DRL-X	 red	M22-XDL-R-X0 218159		M22-XDLH-R-X0 218161	
		 white	M22-XDL-W-X0 218160		M22-XDLH-W-X0 218162	
START		 green	M22-XDL-G-X1 218295		M22-XDLH-G-X1 218341	
		 white	M22-XDL-W-X1 218296		M22-XDLH-W-X1 218342	
		 green	M22-XDL-G-X2 218297		M22-XDLH-G-X2 218343	
		 white	M22-XDL-W-X2 218301		M22-XDLH-W-X2 218344	
Increase		 white	M22-XDL-W-X4 218302		M22-XDLH-W-X4 218345	
Decrease		 white	M22-XDL-W-X5 218303		M22-XDLH-W-X5 218346	
Reset		 blue	M22-XDL-B-X6 218304		M22-XDLH-B-X6 218347	
Directions of movements		 white	M22-XDL-W-X7 218305		M22-XDLH-W-X7 218348	
		 white	M22-XDL-W-X8 218306		M22-XDLH-W-X8 218349	
Hand		 white	M22-XDL-W-X9 218307		M22-XDLH-W-X9 218350	
Automatic		 white	M22-XDL-W-X10 218308		M22-XDLH-W-X10 218351	
Inch		 white	M22-XDL-W-X11 218309		M22-XDLH-W-X11 218352	
Unlock		 white	M22-XDL-W-X12 218310		M22-XDLH-W-X12 218353	
Unclamp		 white	M22-XDL-W-X13 218311		M22-XDLH-W-X13 218354	
Clamp		 white	M22-XDL-W-X14 218312		M22-XDLH-W-X14 218355	
Release		 white	M22-XDL-W-X15 218313		M22-XDLH-W-X15 218356	
Liquid		 white	M22-XDL-W-X16 218314		M22-XDLH-W-X16 218357	
Horn		 white	M22-XDL-W-X17 218315		M22-XDLH-W-X17 218358	

Pushbuttons and Stacklights

RMQ Titan

Flush Mounting Plates, Shrouds






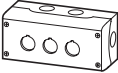

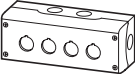

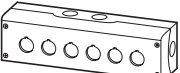

	Degree of protection	Number of locations	Color ¹⁾	Cable entry knockouts Quantity × M20	Type Article no.	Price See Price List
Flush mounting panels						
Legend plates cannot be used if push-buttons are mounted in vertical column Undrilled plates are available						
						
Aluminium with yellow paint finish for Emergency-Stop buttons	IP54	1	 yellow	–	M22-EY1 216542	
Aluminium, light anodized	IP54	1	 gray	–	M22-E1 216541	
		2		–	M22-E2 216543	
		3		–	M22-E3 216544	
		4		–	M22-E4 216545	
		5		–	M22-E5 216546	
		6		–	M22-E6 216547	
						
Shrouds						
Plastic, light gray						
	IP55	1	 gray	3	M22-H1 216548	
		2		4	M22-H2 216549	
		3		4	M22-H3 216550	
	IP40	4		4	M22-H4 216551	
		5		5	M22-H5 216552	
		6		6	M22-H6 216553	
						
Set of plaster keys						
Consists of two plaster keys as an aid to flush mounting of shrouds in plaster						
	–	–	–	–	M22-UPE 216554	

Notes

¹⁾ Yellow RAL 1004,
Light gray RAL 7035

RMQ Titan
Surface Mounting Enclosures



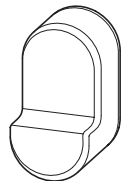

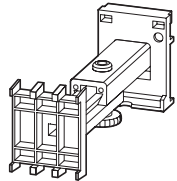
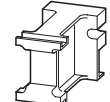
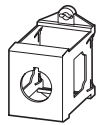

NEMA/UL/CSA 12, 13, 3R, 4X / CE

	Number of locations	Cable entry knockouts			Type Article no.	Price See Price List
		Bottom	Sides	Color ¹⁾		
		Quantity x M...	Quantity x PG...			
Surface mounting enclosure, IP66 totally insulated With stainless steel screws						
For Emergency-Stop buttons	1	2 × 16	2 × 16 1 × 13.5	 yellow	M22-IY1-PG 229234	
	1	2 × 16	2 × 16 1 × 13.5	 gray	M22-I1-PG 229233	
	2	2 × 16	2 × 16 1 × 13.5	 gray	M22-I2-PG 229235	
	3	2 × 16	2 × 16 2 × 13.5	 gray	M22-I3-PG 229236	
	4	2 × 16	2 × 16 2 × 13.5	 gray	M22-I4-PG 229237	
	6	2 × 16	2 × 16 2 × 13.5	 gray	M22-I6-PG 229238	



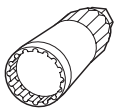
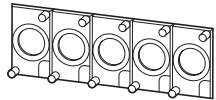
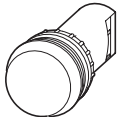
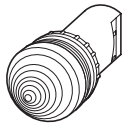

Notes

¹⁾ Color: yellow RAL 1004, enclosure cover light gray RAL 7035, enclosure base anthracite RAL 9005

Engineering Accessories




	For use with	Color	Type Article no.	Price See Price List
Hole plugs NEMA/UL 12, 13, 3R, 4X, IP66				
Round style 	For blanking off reserve locations	● black ● gray	M22S-B 216390 M22-B 216388	
Operator diaphragms for IP67 Transparent diaphragms for severe environmental conditions and use in the food industry. Do not use with legend plates since degree of protection is not guaranteed				
	M22(S)-D(R)-... push-button operators M22(S)-DL-..., M22(S)-DRL-... illuminated pushbutton operators M22-L(C)-... flush indicating lights		M22-T-D 216395	
	M22(S)-DD(L)-... double pushbutton operators		M22-T-DD 216396	
Protective cover for use with key operated switches, M22-WS...				
	Prevents entry of dirt and dust into the key cylinder lock mechanism		M22-XWS 231275	
Telescopic clip For adjusting depth of base mounting devices in CI enclosures and panels with a mounting depth of 115 – 155 mm. Stepless adjustment, screw and snap mounting (DIN rail to EN 50 022). Maximum of 10 × M22-TC per enclosure, 5 of which can have maintained pushbuttons installed. Do not use with Emergency-Stop operators.				
	For 3 contact/LED elements, base mounting, includes a centering adapter.		M22-TC 216398	
Extension				
	For telescopic clip: for mounting depths up to 205 mm		M22-TCV 225527	
Surface mounting adapter				
	For EN 50 022 DIN rail For screw mounting		M22-IVS 216400	
Plunger bridge				
	For middle contact on 3-position selector switch, non-illuminated, black		M22-XW 216405	

RMQ Titan Accessories

	For use with	Color	Type Article no.	Price See Price List
Protective collar, IP66	to protect against incidental activation of pushbutton and selector switches		M22-XGWK 231274	
Threaded ring M22 × 1.5 mm 			M22-GR 216401	
Set of adapter rings 30/22.3 mm Black, consists of adapter ring and lock nut 	For fitting 22.3 mm diameter buttons into 30.5 mm diameter holes	● black	M22S-R30 216408	
Assembly tool 	For threaded ring	—	M22-MS 216402	
Mounting plate 	For mounting shrouds (M22-H...) to the M22-E.. flush mounting panel for 5 locations	● black	M22-XE5 218945	
Indicating lights, compact, IP67, 69K Flush, with BA 9s lamp socket 		○ white red green yellow blue	M22-LC-W 216907 M22-LC-R 216908 M22-LC-G 216909 M22-LC-Y 216910 M22-LC-B 216911	
Extended, with BA 9s lamp socket 		○ white red green yellow blue	M22-LCH-W 216914 M22-LCH-R 216915 M22-LCH-G 216916 M22-LCH-Y 216917 M22-LCH-B 216918	
Bulb extractor 	For M22-LC(H)... For Compact indicator lights	—	M22-LG 216403	

RMQ Titan

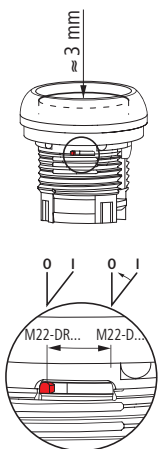
Accessories

	Service life to EN 60 064	Color	Type Article no.	Price See Price List
<p>t_{mean} (AC) at $T_a = +25$ °C</p>				
<p>Blade terminal to DIN 46 244 1 × 6.3 × 0.8/2 × 2.8 × 0.8 mm</p>				
	For contact and lamp socket elements Use insulated ferrules to DIN 46 245.		BT483 059904	
<p>BA 9s filament bulbs for compact indicating lights Maximum length 28 mm, diameter 10 mm Made from selected, high-quality components</p>				
	110 – 130 V/2.4 W	2000 h	GL130 074200	
	6 V/2.0 W	5000 h	GL6 078946	
	12 V/2.0 W	5000 h	GL12 071827	
	24 V/2.0 W	5000 h	GL24 062570	
	48 V/2.0 W	5000 h	GL48 076573	
	60 V/2.0 W	5000 h	GL60 081319	
	24 V/1.2 W	5000 h	GL24-1.2 045097	
<p>BA 9s neon bulbs for compact indicating lights Maximum length 28 mm, diameter 10 mm</p>				
	110 – 130 V AC/0.1 W	20000 h	GIL110K 055211	
	220 – 240 V AC/0.33 W	20000 h	GIL220K 057584	
<p>BA 9s single-chip LEDs for compact indicating lights For AC and DC (positive pole connected to X1), protected against polarity reversal Built-in suppressor circuit up to 1500 V</p>				
	18 – 30 V AC/DC/15 mA	100000 h	○ white	LED-W 203962
	18 – 30 V AC/DC/15 mA	100000 h	● red	LED-R 203960
	18 – 30 V AC/DC/15 mA	100000 h	● green	LED-G 203959
	18 – 30 V AC/DC/15 mA	100000 h	● yellow	LED-Y 203963
	18 – 30 V AC/DC/15 mA	100000 h	● blue	LED-B 203961
<p>BA 9s flashing LEDs for Compact indicator lights For DC (positive pole connected to X1), protected against polarity reversal LED flash rate ≈ 1.1 Hz, Built-in suppressor circuit up to 1500 V</p>				
	24 V DC/0.5 W	20000 h (DC)	● yellow	LED-GE24B 013195
	24 V DC/0.5 W	20000 h (DC)	● green	LED-GN24B 015568
	24 V DC/0.5 W	20000 h (DC)	● red	LED-RT24B 017941

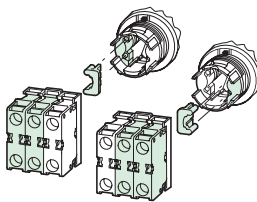
Engineering

Programming of pushbuttons maintained/momentary

M22-DR



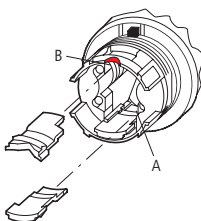
Plunger bridge for middle contact in 3 position selector switches
M22(S)-W...3-...



Conversion between maintained/momentary function and key withdrawable function

M22-XC...

Coding adapters



M22-XC-Y



M22-XC-R



M22-XC-G



2 position selector switches

	O	I	B
↙ 60°	✓	-	✓
↘ 50°	✓	✗	✗
▷ 40°	✓	✗	✗

✓ = key can be withdrawn
✗ = key cannot be withdrawn

3 position selector switches

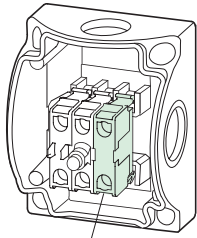
	I A	O	II B
60° ↘ 60°	-	✓	-
50° ↘ 50°	✗	✓	✗
60° ↘ 50°	-	✗	✓
50° ↘ 60°	✗	✓	-
40° ↘ 40°	✗	✓	✗
60° ↘ 40°	-	✓	✗
50° ↘ 40°	✗	✓	✗
40° ↘ 60°	✗	✓	-
40° ↘ 50°	✗	✓	✗

Engineering Accessories

LED elements

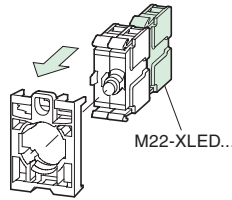
M22-XLED...

Surface mounting enclosure

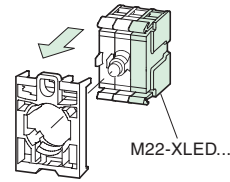


M22-XLED...

Front panel mounting, piggy-back

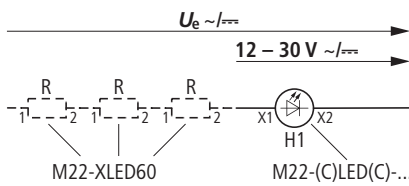


Front panel mounting, side-by-side



LED resistor elements

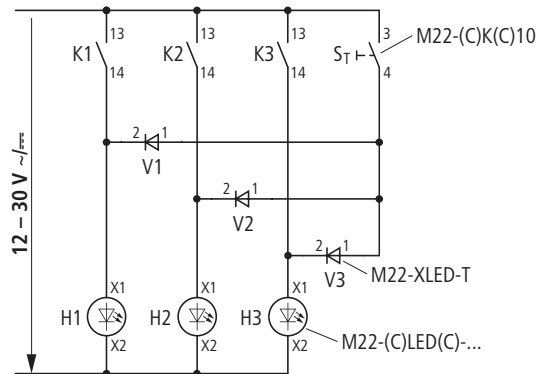
M22-XLED60



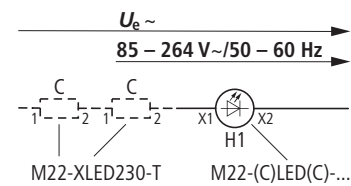
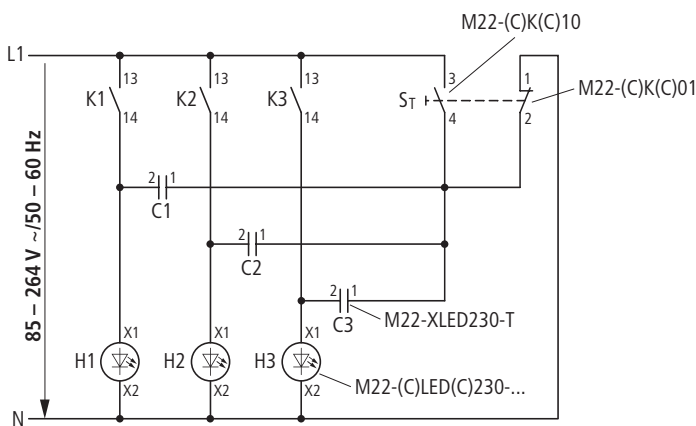
M22-XLED60	1 ×	2 ×	3 ×	4 ×	5 ×	6 ×	7 ×
$U_e \cong$	60 V	90 V	120 V	150 V	180 V	210 V	240 V

LED push-to-test elements

M22-XLED-T



M22-XLED230-T



M22-XLED230-T	2 ×	2 ×
$U_e \cong$	400 V AC	500 V AC



Engineering
Customer-specific complete devices

MOELLER		Bestellangaben für beliebige Taster-Leuchtmelder-Kombinationen, F0315 Ordering data for push button-indicator lamp combinations, F0315 Commande de combinaisons de boutons et de voyants lumineux, F0315													
Auftrags-Nr.: Ordering number: N° de commande :	Position: Position: Poste :	VB: Office: Bureau :	Bearbeiter: Referee: Employé :												
Kunde: Customer: Client :	Kundenspez.-Nr.: Customer specific no.: N° client spécifique :	Datum: Date:	Datum: Date :												
Lage der Einbaustellen / Position of locating places / Disposition des perçages															
Aufbauehäuse / Enclosure / Bôitier à monter		Einbautableau / Flush-mounting plate / Plastron d'encastrement													
RMQ16 <input type="checkbox"/> M16-COMBINATION- _____ 		<input type="checkbox"/> SL-COMBINATION- _____ 													
Elektronik-Leiterplatte für Busfähigkeit / Printed circuit for system communication / Carte de circuits imprimés électroniques pour raccordement au bus Suconet-K1 ILP1 <input type="checkbox"/> Einbaustellen / Locating places / Perçages G, H max. 1 × E10/E01 ELP1 <input type="checkbox"/>		Elektronik-Leiterplatte für Busfähigkeit / Printed circuit for systems communication / Carte de circuits imprimés électroniques pour raccordement au bus AS-Interface (AS-i) RMQ-M2C-ASI <input type="checkbox"/> RMQ-M2C-ASI <input type="checkbox"/>													
RMQ-Titan® <input type="checkbox"/> M22-COMBINATION- _____ 		<input type="checkbox"/> M22-E1 <input type="checkbox"/> <input type="checkbox"/> M22-E2 <input type="checkbox"/> <input type="checkbox"/> M22-E3 <input type="checkbox"/> <input type="checkbox"/> M22-E4 <input type="checkbox"/> <input type="checkbox"/> M22-E5 <input type="checkbox"/> <input type="checkbox"/> M22-E6 <input type="checkbox"/>													
Elektronik-Leiterplatte für Busfähigkeit / Printed circuit for systems communication / Carte de circuits imprimés électroniques pour raccordement au bus AS-Interface (AS-i) RMQ-M1C-ASI <input type="checkbox"/>															
Einbaustelle Locating place Emplacement	Frontelement Front element Bouton	+ Tastenplatte/Linse Plate/Lense Etiquette	Schildträger Carrier plate Plastron												
	Schriftgröße/Text Letter height/Text Hauteur des caractères/Texte		Einlegeschild Insert plate Etiquette												
			Funktionselement / Kontaktkonfiguration Anordnung nach EN 50 013												
			Function component / Contact configuration according to EN 50 013												
			Bloc de fonction / Disposition des contacts selon EN 50 013												
A	...mm/		...mm/												
B	...mm/		...mm/												
C	...mm/		...mm/												
D	...mm/		...mm/												
E	...mm/		...mm/												
F	...mm/		...mm/												
G	...mm/		...mm/												
H	...mm/		...mm/												
RMQ-...ASI Ein-, Ausgangskonfiguration Input-, Output configuration Configuration d'entrée/sortie I/Q-, ID-Code: 7.0 Slave-Adr. 0...31 (Default = 0):		<table border="1" style="width: 100%; border-collapse: collapse;"> <tr> <td>data bit D0</td> <td>I1 →</td> <td>Q1 →</td> </tr> <tr> <td>data bit D1</td> <td>I2 →</td> <td>Q2 →</td> </tr> <tr> <td>data bit D2</td> <td>I3 →</td> <td>Q3 →</td> </tr> <tr> <td>data bit D3</td> <td>I4 →</td> <td>Q4 →</td> </tr> </table>		data bit D0	I1 →	Q1 →	data bit D1	I2 →	Q2 →	data bit D2	I3 →	Q3 →	data bit D3	I4 →	Q4 →
data bit D0	I1 →	Q1 →													
data bit D1	I2 →	Q2 →													
data bit D2	I3 →	Q3 →													
data bit D3	I4 →	Q4 →													
		IEC 447, EN 60 447 USA/CANADA 													

Engineering
Master key systems

Pushbuttons and Stacklights

		Bestellangaben für beliebige General-Hauptschlüsselanlagen, F0276 Ordering details for any general main key installations, F0276 Indications à la commande pour toute installations à passe-partout général, F0276										
		Auftrags-Nr.: Ordering number: N° de commande : Kunde: Customer: Client :	Position: Position: Poste : Kundenspez.-Nr.: Customer specific no.: N° client :	VB: Office: Bureau :	Bearbeiter: Referee: Employé : Datum: Date: Date :							
Generalhauptschlüssel / General master key / Passe-partout général Hauptschlüssel / Master key / Passe-partout												
Neuanlage New purchase Nouvelle installation		<input type="checkbox"/>		Preis Price Prix								
Erweiterung Extension Extension		<input type="checkbox"/>		Anzahl Qty Qté								
Sicherheitsschein-Nr. Security log no. Certificat sécurité no.		<input type="text"/>		Schlüssel Key Clé				Σ (B):				
				Typ Tpye Réf.								
Schloss inkl. 2 Schlüssel Lock inc. 2 keys Serrure avec 2 clés		zusätzl. Schlüssel M22-ES-SA(...)		Die obigen Schlüssel schließen The a.m. keys operate Les clés ci-dessus actionnent								
Pos.	M22-... / M22S-...	Nr.	Anzahl Qty Qté	Preis Price Prix	Anzahl Qty Qté	Preis Price Prix						
	-SA(*)											
	-SA(*)											
	-SA(*)											
	-SA(*)											
	-SA(*)											
	-SA(*)											
	-SA(*)											
	-SA(*)											
	-SA(*)											
	-SA(*)											
	-SA(*)											
	-SA(*)											
	-SA(*)											
	-SA(*)											
Σ (1), Σ (2):					Σ (1) + Σ (2) + Σ (3): _____ EURO _____ Stück							

06/01 F0276 DM 100 x 50. Printed in the Federal Republic of Germany (07/01)

Engineering

Lock arrangement scheme, ordering example

Master key systems:

In master key systems, each lock has its own key (locking). However, there are superordinate keys that can lock all locks or one group of locks that are part of the system.

For such systems, lock suppliers provide a "security certificate". New or replacement keys can only be ordered after submitting this certificate.


Up to 8000 different lock mechanisms are available.

When planning a master key system, it is required to determine:

1. the number of locks in the final assembly
2. whether each lock requires a different locking mechanism
3. which locks shall have the same locking mechanism
4. the digram of the installation
5. the locking plan (see form 276)

Repeat orders:

1. Submit security certificate to Moeller
2. Indicate quantity and lock cyliner number
3. In order to expand the lock system, attach a locking plan (only possible in a limited manner)

MOELLER 		Bestellangaben für beliebige General-Hauptschlüsselanlagen, FO276 Ordering details for any general main key installations, FO276 Indications à la commande pour toute installations à passe-partout général, FO276																																																																																																																																																																																				
Adtrags-Nr.: 4315 878 Order number: 4315 878 N° de commande:		Position: 5 Post: 5 Kundenpez.-Nr.: 1234 Customer specific no.: 1234 N° client:																																																																																																																																																																																				
Kunde: Fa. Müller Customer:		VIB: Moeller Office: Moeller Bureau: Electric GmbH Subergare																																																																																																																																																																																				
Mitarbeiter: Meier Referee: Meier Employe:		Datum: 02.01.2000 Date:																																																																																																																																																																																				
General-Hauptschlüssel / General master key / Passe-partout général Hauptschlüssel / Master key / Passe-partout																																																																																																																																																																																						
Neuanlage New purchase Nouvelle installation		<input checked="" type="checkbox"/>																																																																																																																																																																																				
Erweiterung Extension Extension		<input type="checkbox"/>																																																																																																																																																																																				
Sicherheitsschein-Nr. Security log no. Certificat sécurité no.		<input type="text"/>																																																																																																																																																																																				
<table border="1"> <tr> <th colspan="2">Schloss ind. 2 Schlüssel Lock ind. 2 keys Serrure avec 2 clés</th> <th colspan="2">zusätzlich Schlüssel M22-ES-SA(-...)</th> <th colspan="6">Die obigen Schlüssel schließen The a.m. keys operate Les clés ci-dessous actionnent</th> </tr> <tr> <th>Pos.</th> <th>M22... / M22S...</th> <th>Nr.</th> <th>Anzahl Qty</th> <th>Preis Price</th> <th>Anzahl Qty</th> <th>Preis Price</th> <th>M22-ES-SA(-...)</th> <th>M22-ES-SA(-...)</th> <th>M22-ES-SA(-...)</th> <th>M22-ES-SA(-...)</th> <th>M22-ES-SA(-...)</th> <th>M22-ES-SA(-...)</th> </tr> <tr> <td>1</td> <td>M22-WS</td> <td>-SA(*)</td> <td>10</td> <td>/</td> <td>1</td> <td>**</td> <td>X</td> <td>X</td> <td>X</td> <td></td> <td></td> <td></td> </tr> <tr> <td>2</td> <td>M22-WS</td> <td>-SA(*)</td> <td>12</td> <td>/</td> <td>1</td> <td>**</td> <td>X</td> <td>X</td> <td>X</td> <td></td> <td></td> <td></td> </tr> <tr> <td>3</td> <td>M22-WS</td> <td>-SA(*)</td> <td>13</td> <td>/</td> <td>1</td> <td>**</td> <td>X</td> <td>X</td> <td>X</td> <td></td> <td></td> <td></td> </tr> <tr> <td>4</td> <td>M22-WS</td> <td>-SA(*)</td> <td>14</td> <td>/</td> <td>1</td> <td>**</td> <td>X</td> <td>X</td> <td>X</td> <td></td> <td></td> <td></td> </tr> <tr> <td>5</td> <td>M22-WS</td> <td>-SA(*)</td> <td>15</td> <td>/</td> <td>1</td> <td>**</td> <td>X</td> <td>X</td> <td>X</td> <td></td> <td></td> <td></td> </tr> <tr> <td>6</td> <td>M22-WS</td> <td>-SA(*)</td> <td>20</td> <td>/</td> <td>1</td> <td>**</td> <td>X</td> <td>X</td> <td>X</td> <td>X</td> <td></td> <td></td> </tr> <tr> <td>7</td> <td>M22-WS</td> <td>-SA(*)</td> <td>22</td> <td>/</td> <td>1</td> <td>**</td> <td>X</td> <td>X</td> <td>X</td> <td>X</td> <td></td> <td></td> </tr> <tr> <td>8</td> <td>M22-WS</td> <td>-SA(*)</td> <td>23</td> <td>/</td> <td>1</td> <td>**</td> <td>X</td> <td>X</td> <td>X</td> <td>X</td> <td></td> <td></td> </tr> <tr> <td>9</td> <td>M22-WS</td> <td>-SA(*)</td> <td>24</td> <td>/</td> <td>1</td> <td>**</td> <td>X</td> <td>X</td> <td>X</td> <td>X</td> <td></td> <td></td> </tr> <tr> <td>10</td> <td>M22S-WS3</td> <td>-SA(*)</td> <td>30</td> <td>/</td> <td>1</td> <td>**</td> <td>X</td> <td>X</td> <td>X</td> <td></td> <td>X</td> <td></td> </tr> <tr> <td>11</td> <td>M22S-WS3-S3</td> <td>-SA(*)</td> <td>32</td> <td>/</td> <td>1</td> <td>**</td> <td>X</td> <td>X</td> <td>X</td> <td></td> <td>X</td> <td></td> </tr> <tr> <td>12</td> <td>M22S-WS3-S3</td> <td>-SA(*)</td> <td>33</td> <td>/</td> <td>1</td> <td>**</td> <td>X</td> <td>X</td> <td>X</td> <td></td> <td>X</td> <td></td> </tr> </table>				Schloss ind. 2 Schlüssel Lock ind. 2 keys Serrure avec 2 clés		zusätzlich Schlüssel M22-ES-SA(-...)		Die obigen Schlüssel schließen The a.m. keys operate Les clés ci-dessous actionnent						Pos.	M22... / M22S...	Nr.	Anzahl Qty	Preis Price	Anzahl Qty	Preis Price	M22-ES-SA(-...)	M22-ES-SA(-...)	M22-ES-SA(-...)	M22-ES-SA(-...)	M22-ES-SA(-...)	M22-ES-SA(-...)	1	M22-WS	-SA(*)	10	/	1	**	X	X	X				2	M22-WS	-SA(*)	12	/	1	**	X	X	X				3	M22-WS	-SA(*)	13	/	1	**	X	X	X				4	M22-WS	-SA(*)	14	/	1	**	X	X	X				5	M22-WS	-SA(*)	15	/	1	**	X	X	X				6	M22-WS	-SA(*)	20	/	1	**	X	X	X	X			7	M22-WS	-SA(*)	22	/	1	**	X	X	X	X			8	M22-WS	-SA(*)	23	/	1	**	X	X	X	X			9	M22-WS	-SA(*)	24	/	1	**	X	X	X	X			10	M22S-WS3	-SA(*)	30	/	1	**	X	X	X		X		11	M22S-WS3-S3	-SA(*)	32	/	1	**	X	X	X		X		12	M22S-WS3-S3	-SA(*)	33	/	1	**	X	X	X		X	
Schloss ind. 2 Schlüssel Lock ind. 2 keys Serrure avec 2 clés		zusätzlich Schlüssel M22-ES-SA(-...)		Die obigen Schlüssel schließen The a.m. keys operate Les clés ci-dessous actionnent																																																																																																																																																																																		
Pos.	M22... / M22S...	Nr.	Anzahl Qty	Preis Price	Anzahl Qty	Preis Price	M22-ES-SA(-...)	M22-ES-SA(-...)	M22-ES-SA(-...)	M22-ES-SA(-...)	M22-ES-SA(-...)	M22-ES-SA(-...)																																																																																																																																																																										
1	M22-WS	-SA(*)	10	/	1	**	X	X	X																																																																																																																																																																													
2	M22-WS	-SA(*)	12	/	1	**	X	X	X																																																																																																																																																																													
3	M22-WS	-SA(*)	13	/	1	**	X	X	X																																																																																																																																																																													
4	M22-WS	-SA(*)	14	/	1	**	X	X	X																																																																																																																																																																													
5	M22-WS	-SA(*)	15	/	1	**	X	X	X																																																																																																																																																																													
6	M22-WS	-SA(*)	20	/	1	**	X	X	X	X																																																																																																																																																																												
7	M22-WS	-SA(*)	22	/	1	**	X	X	X	X																																																																																																																																																																												
8	M22-WS	-SA(*)	23	/	1	**	X	X	X	X																																																																																																																																																																												
9	M22-WS	-SA(*)	24	/	1	**	X	X	X	X																																																																																																																																																																												
10	M22S-WS3	-SA(*)	30	/	1	**	X	X	X		X																																																																																																																																																																											
11	M22S-WS3-S3	-SA(*)	32	/	1	**	X	X	X		X																																																																																																																																																																											
12	M22S-WS3-S3	-SA(*)	33	/	1	**	X	X	X		X																																																																																																																																																																											
Σ (1), Σ (2):						Σ (1) + Σ (2) + Σ (3): _____ EURO _____ Stück																																																																																																																																																																																

