

## MINI-DC-UPS/24DC/2


Order No.: 2866640



<http://eshop.phoenixcontact.co.uk/phoenix/treeViewClick.do?UID=2866640>

Uninterruptible power supply with integrated power supply unit, 2 A, in combination with MINI-BAT/24/DC 0.8 AH or 1.3 AH



Commercial data	
EAN	 4 046356 113533
Pack	1
Customs tariff	85044081
Country of Origin	CN
Catalog page information	Page 622 (IF-2011)

### Product notes

WEEE/RoHS-compliant since:  
01/02/2007



Please note that the data given here has been taken from the online catalog. For comprehensive information and data, please refer to the user documentation at <http://www.download.phoenixcontact.com>. The General Terms and Conditions of Use apply to Internet downloads.

### Product description

Especially compact and easy-to-use, the new MINI-DC-UPS/24 DC/2 is a combination of the power supply unit and an uninterruptible power supply in the conventional ME housing. It secures the operation of all connected 24 V consumers in the electrical systems both in the case of an error-free supply network and in the event of mains interferences.

The combined solution enables a slim design with dimensions of 67.5 x 99 x 107 mm. The wide-range input allows input voltages between 85 V AC and 264 V AC; 2 A is provided at the output with a regulated and adjustable output voltage between 22.5 V DC and 29.5 V DC. The rechargeable battery module supplies an output voltage between 27.9 V DC and 19.2 V DC in the buffer mode. A 0.8 Ah or a 1.3 Ah rechargeable battery module is used depending on the required buffer time: The module thus supplies 2 A for five minutes with the 0.8 Ah rechargeable battery module or 2 A for 30 minutes with the 1.3 Ah rechargeable battery module. The buffer time varies depending on the load current.

The system availability is increased using extensive signaling through control lamps and active switching outputs. The charging process of the rechargeable battery module, the operational readiness, the buffer mode and the alarm messages are displayed before the rechargeable battery module is discharged. The service life of the rechargeable battery module can be increased by optimum battery management; for example, a temperature-compensated charging protects the rechargeable battery module at high ambient temperatures. An integrated timeout minimizes installation costs considerably.

## Technical data

### Input data

Nominal input voltage	100 V AC ... 240 V AC
AC input voltage range	85 V AC ... 264 V AC
DC input voltage range	100 V DC ... 350 V DC
Current consumption	Approx. 0.6 A
	0.85 A (230 V AC)
	Approx. 1.1 A
	1.5 A (120 V AC)
Inrush surge current	< 34 A (< 1.1 A <sup>2</sup> s)
Power failure bypass	(refer to the diagram)
Buffer period	20 min (2 A)
Input fuse	3.15 A (slow-blow, internal)
Permissible backup fuse	B6
	B10
	B16
Power factor (cos phi)	Approx. 0.5
Protective circuit/component	Varistor

### Output data

Nominal output voltage	24 V DC (AC input voltage available: 22.5 to 29.5 V DC, AC input voltage not available: 27.9 to 19.2 V DC)
Setting range of the output voltage	22.5 V DC ... 29.5 V DC (normal mode; in the buffer mode, dependent on a battery voltage of 27.9 V DC ... 19.2 V DC)
Output current	2 A
Derating	60 °C ... 70 °C (2.5%/K)
Connection in parallel	No
Connection in series	Yes
Max. capacitive load	Unlimited
Control deviation	< 1 % (change in load, static 10% ... 90%)
Residual ripple	< 50 mV <sub>PP</sub>
Peak switching voltages nominal load	< 100 mV <sub>PP</sub>

Maximum power dissipation idling	3.8 W
Power loss nominal load max.	15 W
<b>General data</b>	
Width	67.5 mm
Height	99 mm
Depth	107 mm
Net weight	0.45 kg
Memory medium	External, battery 0.8 Ah / 1.3 Ah
Efficiency	> 83 %
Insulation voltage input/output	2 kV (routine test) 4 kV (type test)
Degree of protection	IP20
Protection class	II (in an enclosed control cabinet)
MTBF (IEC 61709, SN 29500)	> 500000 h
Ambient temperature (operation)	-25 °C ... 70 °C (> 60 °C derating)
Ambient temperature (storage/transport)	-40 °C ... 85 °C
Max. permissible relative humidity (operation)	95 % (at 25 °C, no condensation)
Mounting position	horizontal DIN rail NS 35, EN 60715
Assembly instructions	Can be aligned: Horizontally 0 mm, vertically 50 mm
Electromagnetic compatibility	Conformance with EMC Directive 2004/108/EC
Noise emission	EN 50081-2
Noise immunity	EN 61000-6-2:2005
Low Voltage Directive	Conformance with LV directive 2006/95/EC
Standard – Electrical equipment of machines	EN 60204
Standard - Safety of transformers	EN 61558-2-17
Standard - Electrical safety	EN 60950-1/VDE 0805 (SELV) EN 61558-2-17
Standard – Electronic equipment for use in electrical power installations and their assembly into electrical power installations	EN 50178/VDE 0160 (PELV)
Standard – Safety extra-low voltage	EN 60950-1 (SELV) EN 60204 (PELV)
Standard - Safe isolation	DIN VDE 0100-410 DIN VDE 0106-1010

Standard – Protection against shock currents, basic requirements for protective separation in electrical equipment	DIN VDE 0106-101
UL approvals	UL Listed UL 508
	UL/C-UL Recognized UL 60950

**Connection data, input**

Connection method	Pluggable COMBICON screw connections,
Conductor cross section solid min.	0.2 mm <sup>2</sup>
Conductor cross section solid max.	2.5 mm <sup>2</sup>
Conductor cross section stranded min.	0.2 mm <sup>2</sup>
Conductor cross section stranded max.	2.5 mm <sup>2</sup>
Conductor cross section AWG/kcmil min.	24
Conductor cross section AWG/kcmil max	12
Stripping length	8 mm
Screw thread	M3

**Connection data, output**

Connection method	Pluggable COMBICON screw connections,
Conductor cross section solid min.	0.2 mm <sup>2</sup>
Conductor cross section solid max.	2.5 mm <sup>2</sup>
Conductor cross section stranded min.	0.2 mm <sup>2</sup>
Conductor cross section stranded max.	2.5 mm <sup>2</sup>
Conductor cross section AWG/kcmil min.	24
Conductor cross section AWG/kcmil max	12
Stripping length	8 mm

**Signaling**

Output name	Active (high = buffer module is loaded)
Output description	Power Good
Maximum switching voltage	≤ 24 V
Output voltage	+ 24 V
Continuous load current	≤ 20 mA
Status display	LED "Power Good", green
Note on status display	Buffer module is loaded: LED ON
Conductor cross section solid min.	0.2 mm <sup>2</sup>
Conductor cross section solid max.	2.5 mm <sup>2</sup>
Conductor cross section stranded min.	0.2 mm <sup>2</sup>

Conductor cross section stranded max.	2.5 mm <sup>2</sup>
Conductor cross section AWG/kcmil min.	24
Conductor cross section AWG/kcmil max	12
Tightening torque, min	0.5 Nm
Tightening torque max	0.6 Nm
Screw thread	M3
Output name	Alarm
Output description	Relay output
Maximum switching voltage	≤ 24 V
Output voltage	24 V
Continuous load current	≤ 200 mA
Status display	LED red
Note on status display	Malfunction/alarm: LED permanently lit
Output name	Battery charge
Output description	Relay output
Maximum switching voltage	≤ 24 V
Output voltage	24 V
Continuous load current	≤ 200 mA
Status display	LED yellow, flashing
Note on status display	Battery charge/battery is being charged: LED flashing
Output name	Battery mode
Output description	Relay output
Type of signaling	LED, active switching output
Maximum switching voltage	≤ 24 V
Output voltage	24 V
Continuous load current	≤ 200 mA
Status display	Yellow LED
Note on status display	Battery mode/buffer mode: LED permanently lit

### Certificates



Certification CUL, UL, UL Listed

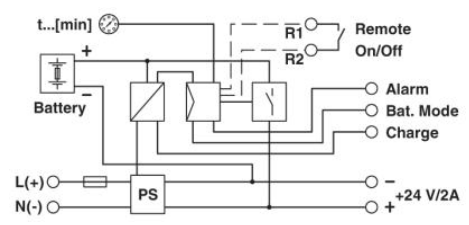
Certifications applied for: UL-EX LIS / CUL-EX LIS

**Accessories**

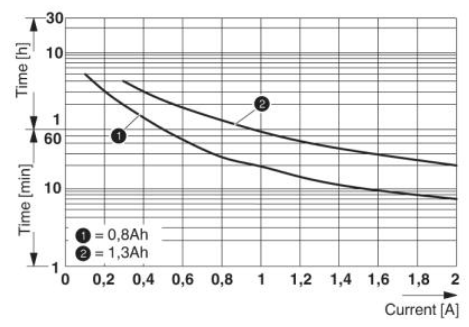
Item	Designation	Description
<b>General</b>		
2866666	MINI-BAT/24DC/0.8AH	Rechargeable battery module, lead AGM, VRLA technology, 24 V DC, 0.8 Ah.
2866417	MINI-BAT/24DC/1.3AH	Rechargeable battery module, lead AGM, VRLA technology, 24 V DC, 1.3 Ah.

**Drawings**

Block diagram



Diagram



**Address**

PHOENIX CONTACT Ltd  
Halesfield 13  
Telford / Shropshire / TF7 4PG,England  
Phone 01952 681 700  
Fax 01952 681 799  
<http://www.phoenixcontact.co.uk>



Phoenix Contact Ltd.  
Technical modifications reserved;