

APPLICATION	CONDUCTOR		CONNECTOR		HYDRAULIC TOOLS													HYDRAULIC TOOLS																
					B 15D			B 35-45D			B 35-50D			HT 45-E			HT 51 B 51			RH 50 B 55			HT 81-U RHU 81			HT 120 and tools and heads with 130 kN crimping force			ECW-H3D			RHU 520		
					TERMINAL	SPLICE	DIE SET	NEST	INDENTOR	DIE SET	NEST	INDENTOR	DIE SET	NEST	INDENTOR	DIE SET	NEST	INDENTOR	DIE SET	NEST	INDENTOR	DIE SET	NEST	INDENTOR	DIE SET	NEST	INDENTOR	DIE SET	NEST	INDENTOR	DIE SET	NEST	INDENTOR	DIE SET
COPPER CONDUCTORS	Conductor Size sqmm Low str. Flex																																	
	0,25 ÷ 2,5	A 03-M. A 06-M..		L 03M / L 03P L 06M / L 06P	ME03/2-15 MA03/3-15																													
	4 ÷ 6	A 1-M. A 1-L..		L 1-M L 1-P	ME03/2-15 MA03/3-15	MA 1	PA 1	ME 1	MA 1-50	PA 1-50	ME 1-50	MA 1	PA 1	ME 1																				
	10	A 2-M. A 2-L.. A 2-P12		L 2-M L 2-P	ME03/2-15 ME2/3-15 MA03/3-15	MA 2.3		ME 2	MA 2.3-50		ME 2-50	MA 2.3		ME 2																				
	16	A 3-M. A 3-L.. A 3-P14	2A 3-M..	L 3-M L 3-P	ME2/3-15 MA03/3-15		PA 5	ME 3		PA 5-50	ME 3-50		PA 5	ME 3																				
	25	A 5-M. A 5-L.. A 5-P16	2A 5-M..	L 5-M L 5-P		MA 5		ME 5	MA 5-50		ME 5-50	MA 5		ME 5																				
	35	25* 35	A 7-M. A 7-L.. A 7-P20	2A 7-M..	L 7-M L 7-P		MA 7	PA 10	ME 7	MA 7-50	PA 10-50	ME 7-50	MA 7	PA 10	ME 7																			
	50	35* 50	A 10-M. A 10-L.. A 10-P25	2A 10-M..	L 10-M L 10-P		MA 10		ME 10	MA 10-50		ME 10-50	MA 10		ME 10																			
	70	50* 70	A 14-M. A 14-L.. A 14-P30	2A 14-M..	L 14-M L 14-P				ME 14	MA 14-50		ME 14-50			ME 14																			
	95	70* 95	A 19-M. A 19-L..	2A 19-M..	L 19-M L 19-P				ME 19	MA 19-50	PA 19-50	ME 19-50			ME 19																			
	120	95* 120	A 24-M. A 24-L..	2A 24-M..	L 24-M L 24-P				ME 24	MA 24-50	PA 24-50	ME 24-50			ME 24																			
	150	120* 150	A 30-M. A 30-L..	2A 30-M..	L 30-M L 30-P				ME 30L			ME 30L-50			ME 30																			
	185	150* 185	A 37-M. A 37-L.. A 37-4ESI	2A 37-M..	L 37-M L 37-P																													
	240	185* 240	A 48-M. A 48-L.. A 48-4ESI	2A 48-M..	L 48-M L 48-P																													
	300	240 300	A 60-M. A 60-L.. A 60-4ESI	2A 60-M..	L 60-M L 60-P																													
	400	300 400	A 80-M. A 80-4ESI	2A 80-M..	L 80-M																													
	500	400 500	A 100-M. A 100-4ESI	2A 100-M..	L 100-M																													
	630	500 630	A 120-M. A 120-4ESI	2A 120-M..	L 120-M																													
800	630	A 160-M. A 160-4ESI	2A 160-M..	L 160-M																														
1000	800	A 200-M..	2A 200-M..	L 200-M																														
EXTRA FLEXIBLE COPPER CONDUCTORS		35	A 9-M..			MA 9	PA 10	ME 9	MA 9-50	PA 10-50	ME 9-50	MA 9	PA 10	ME 9																				
		50	A 12-M..					ME 12	MA 12-50		ME 12-50			ME 12																				
		70	A 17-M..					ME 17	MA 17-50	PA 19-50	ME 17-50			ME 17																				
		95	A 20-M..					ME 20	MA 20-50		ME 20-50			ME 20																				
		120	A 29-M..					ME 29			ME 29-50			ME 29																				
		150	A 35-M..																															
		185	A 40-M..																															

Hexagonal crimp (use one size up with fine stranded conductors, E.G.: 95<sup>2</sup> fine stranded use A19-.. + ME 19 or A 20-.. + ME 20)





















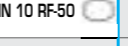



















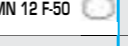






























Indent crimp



\* Contact Cembre for appropriate die set

N.B.: Number inside symbol indicates the number of crimps on A-M barrel






DIE SELECTOR CHART

DIE SELECTOR CHART

APPLICATION	CONDUCTOR	CONNECTOR				HYDRAULIC TOOLS										
						B 15D	B 35-45D	B 35-50D	HT 45-E	HT 51 B 51	RH 50 B 55	HT 81-U RHU 81	HT 120 and tools and heads with 130 kN crimping force			ECW-H3D
	Conductor Size Flex sqmm	TERMINAL				DIE SET		DIE SET		DIE SET		NEST	INDENTOR	DIE SET	NEST	INDENTOR
 ANE..M..  ANE..P..  ANE..U..	10	ANE 2-M..	ANE 2-P12	ANE 2-U..												
	16	ANE 3-M..	ANE 3-P14	ANE 3-U..		NN4-15 		MN 2 RF-50 		MN 2 RF-50 		MN 2-C 	PN 7-C	MN 2 RFC 	Adaptor AU 230-130 D with die set MN..C and indentor PN..C or with die set MN..RFC and die set MN..FC	
	25	ANE 5-M..	ANE 5-P16					MN 3 RF-50 		MN 3 RF-50 		MN 3-C 		MN 3 RFC 		
	35	ANE 7-M..	ANE 7-P20					MN 5 RF-50 		MN 5 RF-50 		MN 5-C 		MN 5 RFC 		
	50	ANE 10-M..						MN 7 RF-50 		MN 7 RF-50 		MN 7-C 	MN 7 RFC 			
	70	ANE 14-M..						MN 10 RF-50 		MN 10 RF-50 		MN 10-C 	PN 14-C	MN 10 RFC 		
	95	ANE 19-M..								MN 14 RF-50 		MN 14-C 		MN 14 RFC 		
	120	ANE 24-M..								MN 19 RF-50 		MN 19-C 	PN 24-C	MN 19 RFC 		
	150	ANE 30-M..								MN 24 RF-50 		MN 24-C 		MN 24 RFC 		
											MN 30-C 	PN 37-C	MN 30 RFC 			
 ANE..M..	35	ANE 9-M..						MN 7 RF-50 		MN 7 RF-50 		MN 9-C 	PN 14-C	MN 7 RFC 	Adaptor AU 230-130 D with die set MN..C and indentor PN..C or with die set MN..RFC and die set MN..FC	
	50	ANE 12-M..						MN 12 F-50 		MN 12 F-50 		MN 12-C 		MN 12 F-C 		
	70	ANE 17-M..								MN 17 F-50 		MN 17-C 	PN 24-C	MN 17 F-C 		
	95	ANE 20-M..								MN 20 F-50 		MN 20-C 		MN 20 F-C 		
	120	ANE 29-M..										MN 29-C 	PN 37-C	MN 29 F-C 		
	150	ANE 35-M..										MN 35-C 		MN 35 F-C 		
 PK...	0,3 ÷ 4	PKD 506 ÷ PKD 418	PKE 508 ÷ PKE 418	PKC 508 ÷ PKC 418	KE 506 ÷ KE 412			KE 4-15 								
	4 ÷ 16	PKD 410 ÷ PKD 1618	PKE 410 ÷ PKE 1618	PKC 410 ÷ PKC 1618	KE 410 ÷ KE 1616			KE 16-15 								
	16	PKD 16..	PKE 16..	PKC 16..	KE 16..					MTT 16-50 		MTT 16-50 				
	25	PKD 25..	PKE 25..	PKC 25..	KE 25..			KE 35-15 		MTT 25-50 		MTT 25-50 				
	35	PKD 35..		PKC 35..	KE 35..					MTT 35-50 		MTT 35-50 				
	50	PKD 50..		PKC 50..						MTT 50-50 		MTT 50-50 				
	70			PKC 70..						MTT 70-50 		MTT 70-50 				
	95			PKC 95..						MTT 95-50 		MTT 95-50 				
	120			PKC 120..								MTT 120-50 				

 Indent crimp     Radial crimp     Trapezium crimp

## DIE SELECTOR CHART

APPLICATION	CONDUCTOR		CONNECTOR				HYDRAULIC TOOLS									
							B 35-45D	B 35-50D	HT 45-E	HT 51 B 51	RH 50 B 55	HT 81-U RHU 81	HT 120 and tools and heads with 130 kN crimping force	ECW-H3D	RHU 52D	
 c..c..ST   c..c..	Section Conductor mm <sup>2</sup>		CONNECTOR	CONNECTOR			DIE SET	DIE SET	DIE SET	DIE SET	DIE SET	DIE SET	DIE SET	DIE SET	DIE SET	
	Run	Tap														
	6 ÷ 2,5	6 ÷ 1,5	C 6 - C 6 ST	C 6 - C 6			MC 6 ①	MC 6-50 ①	MC 6 ①	MC 6-50 ①	MC 6.25-U ①					
	10	10 ÷ 1,5	C 10 - C 10 ST	C 10 - C 10			MC 10 ①	MC 10-50 ①	MC 10 ①	MC 10-50 ①	MC 10-U ①	MC 10-C ①	Adaptor AU 230-130 D with die set MC..C	Adaptor AU 520-130 C with die set MC..C		
	16	16 ÷ 1,5	C 16 - C 16 ST	C 16 - C 16												
	25 ÷ 16	10 ÷ 1,5	C 25 - C 10 ST	C 25 - C 10			MC 25 ②	MC 25-50 ②	MC 25 ②	MC 25-50 ②	MC 6.25-U MC 25-U ①	MC 25-C ①				
	25	25 ÷ 16	C 25 - C 25 ST	C 25 - C 25												
	40 ÷ 35	16 ÷ 1,5	C 35 - C 16 ST	C 35 - C 16												
	40 ÷ 35	40 ÷ 25	C 35 - C 35 ST	C 35 - C 35			MC 35 ②	MC 35-50 ②	MC 35 ②							
	50	25 ÷ 10														
	70 ÷ 63	25 ÷ 1,5	C 70 - C 25N ST	C 70 - C 25N												
	50	25 ÷ 4	C 50 - C 25 ST	C 50 - C 25												
	*50	50 ÷ 35	C 50 - C 50 ST	C 50 - C 50												
	*70 ÷ 50	40 ÷ 4	C 70 - C 35 ST	C 70 - C 35						*MC 70-50 ③	MC 70-80-U ③	MC 70-C ③	MC 70-3D ①			
	*70 ÷ 50	70 ÷ 35	C 70 - C 70 ST	C 70 - C 70												
	100 ÷ 95	40 ÷ 4	C 95 - C 35 ST	C 95 - C 35												
	100 ÷ 95	70 ÷ 40	C 95 - C 70 ST	C 95 - C 70							MC 95-80-U ③	MC 95-C ③	MC 95-3D ①			
	100 ÷ 95	100 ÷ 63	C 95 - C 95 ST	C 95 - C 95												
	125 ÷ 110	125 ÷ 25	C 120 - C 120 ST	C 120 - C 120												
	160 ÷ 150	125 ÷ 25	C 150 - C 120 ST	C 150 - C 120								MC 185-C ③	MC 185-3D ①			
150	150 ÷ 63	C 150 - C 150 ST	C 150 - C 150													
185	100 ÷ 16	C 185 - C 95 ST	C 185 - C 95													
185 ÷ 120	185 ÷ 120	C 185 - C 185 ST	C 185 - C 185													
240 ÷ 150	120 ÷ 95	C 240 - C 120 ST	C 240 - C 120									MC 240-3D ①				
 MT..TD MT..GC   CA..M.. CA..2M..   MT..C..	Conductor Size sqmm		TERMINALS		TERMINALS			DIE SET		DIE SET	DIE SET	DIE SET	DIE SET	DIE SET		
	25 R		MT 25 - TD	MT 25 - GC	CA 25 - M..	CA 25 - 2M..	MT 25 - C..		MMT 25-50 ①		MMT 25-50 ①	MMT 25-U ①	MMT 25-C ①	Adaptor AU 230-130 D with die set MMT..C	Adaptor AU 520-130 C with die set MMT..C	
	35 RC/S ÷ 40 S		MT 40 S - TD	MT 40 S - GC	CA 40 S - M..	CA 40 S - 2M..	MT 40 S - C..									
	50 RC		MT 50 R - TD	MT 50 R - GC	CA 50 R - M..	CA 50 R - 2M..	MT 50 R - C..		MMT 50-50 ①		MMT 50-50 ①	MMT 50-U ①	MMT 50-C ①			
	50 S		MT 50 S - TD	MT 50 S - GC	CA 50 S - M..	CA 50 S - 2M..	MT 50 S - C..									
	63 S ÷ 70 S		MT 70 S - TD	MT 70 S - GC	CA 70 S - M..	CA 70 S - 2M..	MT 70 S - C..									
	80 S ÷ 95 RC		MT 95 R - TD	MT 95 R - GC	CA 95 R - M..	CA 95 R - 2M..	MT 95 R - C..				MMT 95-50 ①	MMT 95-U ①	MMT 95-C ①			
	95 S ÷ 100 S		MT 95 S - TD	MT 95 S - GC	CA 95 S - M..	CA 95 S - 2M..	MT 95 S - C..									
	120 RC/S ÷ 150 RC		MT 150 R - TD	MT 150 R - GC	CA 150 R - M..	CA 150 R - 2M..	MT 150 R - C..									
	150 S ÷ 160 RC		MT 150 S - TD	MT 150 S - GC	CA 150 S - M..	CA 150 S - 2M..	MT 150 S - C..				MMT 200-50 ①	MMT 200-U ①	MMT 200-C ①			
	160 S ÷ 200 RC		MT 200 R - TD	MT 200 R - GC	CA 200 R - M..	CA 200 R - 2M..	MT 200 R - C..									
	200 S ÷ 240 RC		MT 240 R - TD	MT 240 R - GC	CA 240 R - M..	CA 240 R - 2M..	MT 240 R - C..									
	240 S ÷ 315 RC		MT 315 R - TD	MT 315 R - GC	CA 315 R - M..	CA 315 R - 2M..	MT 315 R - C..						MMT 315-C ①			
	315 S		MT 315 S - TD	MT 315 S - GC	CA 315 S - M..	CA 315 S - 2M..	MT 315 S - C..									
400 R		MT 400 - TD		2A 80 - M..	2A 80 - 2M..							ME 80-C ①	ME 80-3D ①	ME 80-520 ①		
500 R		MT 500 - TD		2A 100 - M..	2A 100 - 2M..								ME 100-3D ①	ME 100-520 ①		
600 R ÷ 630 R		MT 630 - TD		2A 120 - M..	2A 120 - 2M..								ME 120-3D ①	ME 120-520 ①		


① Hexagonal crimp

② Oval crimp

③ circular crimp





\* When using die set type MC70-50, the conductors marked with a star must be annealed.

## DIE SELECTOR CHART FOR DEEP STEPPED INDENTING WITH CONTAINING DIES

APPLICATIONS	CONDUCTOR	CONNECTORS			HYDRAULIC TOOLS							
					HT 131-UC	RHU 131-C	B 131-UC					
  	Conductor Size sqmm	LUGS			DIE HOLDER	DIE	INDENTOR					
	10	CAA 10 - M..			AU 130-150	MV 35 	MUA 35 	PS 130-35/E				
	16	CAA 16 - M..	MTA 16 - C			AU 130-150	MV 95 	MUA 95 	PS 130-95/E			
	25	CAA 25 - M..	MTA 25 - C				AU 130-150	MV 150 	MUA 150 	PS 130-150/E		
	35	CAA 35 - M..	MTA 35 - C					AU 130-240	MV 240 	MUA 240 	PS 130-240/E	
	50	CAA 50 - M..	MTA 50 - C						MUA 300-34 			
	70	CAA 70 - M..	MTA 70 - C..									
	95	CAA 95 - M..	MTA 95 - C..									
	120	CAA 120 - M..	MTA 120 - C..									
	150	CAA 150 - M..	MTA 150 - C..									
	185	CAA 185 - M..	MTA 185 - C..									
	240	CAA 240 - M..	MTA 240 - C..									
300	CAA 300 - 34 - M..											
	Conductor Size sqmm	LUGS			DIE HOLDER	DIE	INDENTOR					
	16	AA 16 - M..			AU 130-150	MUA 35 	PS 130-35/E					
	25	AA 25 - M..				AU 130-150	MUA 95 	PS 130-95/E				
	35	AA 35 - M..					AU 130-150	MUA 150 	PS 130-150/E			
	50	AA 50 - M..						AU 130-240	MUA 240 	PS 130-240/E		
	70	AA 70 - M..							MUA 300-34 			
	95	AA 95 - M..										
	120	AA 120 - M..										
	150	AA 150 - M..										
	185	AA 185 - M..										
240	AA 240 - M..											
300	AA 300 - 34 - M..											

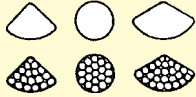


 Indent crimp

## DIE SELECTOR CHART FOR DEEP STEPPED INDENTING WITH CONTAINING DIES

























Conductor Size sqmm	SPLICES		Conductor Size sqmm		SPLICES	HYDRAULIC TOOLS HT 131-UC RHU 131-C B 131-UC			
			Al	Al/Cu		DIE HOLDER	DIE	INDENTOR	
10	MTMA 10-GC					AU 130-150	MVM 35 	MUA 35 	PS 130-35/E
16	MTMA 16-GC	MTMA 16/1	16	10	MTMA 16-10 GC				
25	MTMA 25-GC	MTMA 25/1	25	10	MTMA 25-10 GC				
			25	16	MTMA 25-16 GC				
35	MTMA 35-GC	MTMA 35/1							
50	MTMA 50-GC	MTMA 50/1	50	25	MTMA 50-25 GC				
			50	35	MTMA 50-35 GC				
70	MTMA 70-GC	MTMA 70/1	70	35	MTMA 70-35 GC				
			70	50	MTMA 70-50 GC				
95	MTMA 95-GC	MTMA 95/1	95	50	MTMA 95-50 GC				
			95	70	MTMA 95-70 GC				
120	MTMA 120-GC	MTMA 120/1	120	70	MTMA 120-70 GC				
			120	95	MTMA 120-95 GC				
150	MTMA 150-GC	MTMA 150/1	150	70	MTMA 150-70 GC				
			150	95	MTMA 150-95 GC				
			150	120	MTMA 150-120 GC				
185	MTMA 185-GC	MTMA 185/1	185	120	MTMA 185-120 GC				
			185	150	MTMA 185-150 GC				
240	MTMA 240-GC	MTMA 240/1	240	150	MTMA 240-150 GC				
			240	185	MTMA 240-185 GC				
300	MTMAD 300-GC	MTMAD 300/1	300	185	MTMAD 300-185 GC				
			300	240	MTMAD 300-240 GC				
						AU 130-240	MVM 240 	MUA 240 	PS 130-240/E



MTMA...GC

PRE-ROUNDERS SELECTION			DIES DESCRIPTION	DIES SEQUENCE	
ALUMINIUM CONDUCTOR SIZE sqmm	PRE-ROUNDER	DIE-SUPPORT		CONDUCTOR ROUNDING	CRIMPING
			<p>1) AU 130-.. DIE-HOLDER Used to house dies and pre-rounders.</p> <p>2) UP 130-.. PRE-ROUNDERS Used to round aluminium sectoral conductors in order to introduce them into circular connectors. Each pre-rounder is made of two parts: the upper part is housed in die-holder AU 130-.. and the lower part is locked onto AC 130-P.. die support.</p> <p>3) AC 130-P.. DIE SUPPORT Houses lower part of pre-rounder UP 130-..</p> <p>4) MUA... DIES Containing dies.</p> <p>5) PS 130-../E INDENTORS Such indentors are specifically engineered for deep indentation of aluminium conductors of any stranding configuration.</p>	1	1
25	UP 130-25	AC 130-P		2	4
35	UP 130-35			3	5
50	UP 130-50				
70	UP 130-70				
95	UP 130-95				
120	UP 130-120				
150	UP 130-150				
185	UP 130-185				
240	UP 130-240				

## DIE SELECTOR CHART

APPLICATIONS	CONDUCTOR	CONNECTORS		HYDRAULIC TOOLS								
				HT 120 and tools and heads with 130 kN crimping force	HT 131-UC B 135-UC		RHU 131-C B 131-UC		ECW-H3D	RHU 230-630		
					HEXAGONAL CRIMP	INDENT CRIMP			HEXAGONAL CRIMP	INDENT CRIMP		
	Conductor Size sqmm	LUGS		DIE SET	DIE HOLDER	DIE	INDENTOR	DIE SET	ADAPTOR	DIE	INDENTOR	
CAA..M. 	300	CAA 300-34 - M..		MK34L-C 	AU 130-240	MUA 300-34 	PS 130-240/E	MK34-3D 				
	300	CAA 300 - M16										
	400	CAA 400 - M16							MK38-3D 	AU 230-630	MUA 230-630-400 	PS 230-400 5E
	500	CAA 500 - M16 TNBD										
	630	CAA 630 - 4M8							MK46-3D 	AU 230-630	MUA 230-630-630 	PS 230-630 6E
AA..M. 	300	AA 300 - 34 - M..		MK34L-C 	AU 130-240	MUA 300-34 	PS 130-240/E	MK34-3D 				
	300	AA 300 - M16										
	400	AA 400 - M16							MK38-3D 	AU 230-630	MUA 230-630-400 	PS 230-400 5E
	500	AA 500 - 40 - M16										
	630	AA 630 - M16							MK46-3D 	AU 230-630	MUA 230-630-630 	PS 230-630 6E
MTMA.. 	300	MTMAD 300/1	300	95	MTMAD 300-95-GC	MK34L-C 	AU 130-240	MUA 300-34 	PS 130-240/E	MK34-3D 		
				150	MTMAD 300-150-GC							
		MTMAD 300-GC		185	MTMAD 300-185-GC							
				240	MTMAD 300-240-GC							
	300	MTMA 300-GC										
	400	MTMA 400/1	400	240	MTMA 400-240-GC	MK38-3D 	AU 230-630	MUA 230-630-400 	PS 230-400 5E			
				300	MTMA 400-300-GC							
	500	MTMA 500-40/1										
	500	MTMA 500-GC	500	300	MTMA 500-300-GC	MK46-3D 	AU 230-630	MUA 230-630-630 	PS 230-630 6E			
		400		MTMA 500-400-GC								
630	MTMA 630/1											





Indent crimp




Hexagonal crimp

## DIE SELECTOR CHART

## HYDRAULIC TOOLS

APPLICATIONS	CONDUCTOR	CONNECTORS		HYDRAULIC TOOLS								ECW-H3D			
				B 15D	B 35-45D	B 35-50D	HT 45-E	HT 51 RHM 50	RH 50 B 51	HT 81-U	RHU 81 <sup>o</sup>	HT 120 and tools and heads with 130 kN crimping force	DIE	INDENTOR	
		LUGS	SPLICES	DIE SET	DIE SET	DIE SET	DIE SET	DIE SET	DIE SET	DIE SET	DIE	INDENTOR	DIE	INDENTOR	
GM. 	6÷10	Q10..				MQ10-50 (1)		MQ10-50 (1)	MQ10-50 (1)	MQ10-50 (1)	MGM10-C (1)	MGS16-C	Adaptor AU 230-130 D with die set MQ..		
	10÷16	Q16..				MQ16-50 (1)		MQ16-50 (1)	MQ16-50 (1)	MQ16-50 (1)	MGM16-C (1)				
	16÷25	Q25..				MQ25-50 (1)		MQ25-50 (1)	MQ25-50 (1)	MQ25-50 (1)	MGM25-C (1)			MGS35-C	
	25÷35	Q35..				MQ35-50 (2)		MQ35-50 (2)	MQ35-50 (2)	MQ35-50 (2)	MGM35-C (1)				
	35÷50	Q50..				MQ50-50 (2)		MQ50-50 (2)	MQ50-50 (2)	MQ50-50 (2)	MGM50-C (1)			MGS70-C	
	50÷70	Q70..				MQ70-50 (2)		MQ70-50 (2)	MQ70-50 (2)	MQ70-50 (2)	MGM70-C (1)				
	70÷95	Q95..									MGM95-C (1)			MGS150-C	
	95÷120	Q120..									MGM120-C (1)				
	120÷150	Q150..									MGM150-C (1)			MGS240-C	
	150÷185	Q185..									MGM185-C (1)				
185÷240	Q240..									MGM240-C (1)					
DR. 	6	DR6..	DSV6	MK5/8-15 (1)	MK5 (1)	MK5-50 (1)	MK5 (1)	MK5-50 (1)	MK5-50 (1)	MK5-50 (1)	MK5-50 (1)	MK5-C (1)	Adaptor AU 230-130 D with die set MK..C		
	10	DR10..	DSV10		MK6 (1)	MK6-50 (1)	MK6 (1)	MK6-50 (1)	MK6-50 (1)	MK6-50 (1)	MK6-50 (1)	MK6-50 (1)		MK6-C (1)	
	16	DR16..	DSV16		MK8 (2)	MK8-50 (2)	MK8 (2)	MK8-50 (2)	MK8-50 (2)	MK8-50 (2)	MK8-50 (2)	MK8-50 (2)		MK8-C (1)	
	25	DR25..	DSV25		MK10 (2)	MK10-50 (2)	MK10 (2)	MK10-50 (2)	MK10-50 (2)	MK10-50 (2)	MK10-50 (2)	MK10-50 (2)		MK10-C (1)	
	35	DR35..	DSV35		MK12 (2)	MK12-50 (2)	MK12 (2)	MK12-50 (2)	MK12-50 (2)	MK12-50 (2)	MK12-50 (2)	MK12-50 (2)		MK12-C (1)	
	50	DR50..	DSV50		MK14 (3)	MK14-50 (3)	MK14 (3)	MK14-50 (3)	MK14-50 (3)	MK14-50 (3)	MK14-50 (3)	MK14-50 (3)		MK14-C (2)	MK14-3D (2)
	70	DR70..	DSV70		MK16 (3)	MK16-50 (3)	MK16 (3)	MK16-50 (3)	MK16-50 (3)	MK16-50 (3)	MK16-50 (3)	MK16-50 (3)		MK16-C (2)	MK16-3D (2)
	95	DR95..	DSV95		MK18 (4)	MK18-50 (4)	MK18 (4)	MK18-50 (4)	MK18-50 (4)	MK18-50 (4)	MK18-50 (4)	MK18-50 (4)		MK18-C (2)	MK18-3D (2)
	120	DR120..	DSV120		MK20 (4)	MK20-50 (4)	MK20 (4)	MK20-50 (4)	MK20-50 (4)	MK20-50 (4)	MK20-50 (4)	MK20-50 (4)		MK20-C (2)	MK20-3D (2)
	150	DR150..	DSV150		MK22L (4)	MK22L-50 (4)	MK22L (4)	MK22L-50 (4)	MK22L-50 (4)	MK22L-50 (4)	MK22L-50 (4)	MK22L-50 (4)		MK22-C (2)	MK22-3D (2)
	185	DR185..	DSV185						MK25-50 (5)	MK25-50 (5)	MK25-50 (5)	MK25-50 (5)		MK25-C (2)	MK25-3D (2)
	240	DR240..	DSV240						MK28-50 (5)	MK28-60 (5)	MK28-60 (5)	MK28-C (4)		MK28-3D (2)	
	300	DR300..	DSV300									MK32-C (4)		MK32-3D (2)	
	400	DR400..	DSV400											MK38-3D (3)	
	500	DR500..	DSV500											MK42-3D (3)	
625	DR625..	DSV625									MK44-3D (3)				

 Hexagonal crimp

 Indent crimp

**NB:** for through connectors this is the number of crimps per conductor

<sup>o</sup> Tools type HT 81-U and RHU 81 use the same dies of HT 51 but are equipped with spring type 6522051.