


MINI-PS-100-240AC/24DC/C2LPS

Order No.: 2866336

<http://eshop.phoenixcontact.co.uk/phoenix/treeViewClick.do?UID=2866336>

DIN rail power supply unit, primary-switched mode, slim design,
output: 24 V DC / 100 W, NEC Class 2 approval.



Commercial data	
EAN	 4 017918 975043
Pack	1
Customs tariff	85044081
Country of Origin	CN
Catalog page information	Page 597 (IF-2011)

Product notes

WEEE/RoHS-compliant since:
17/01/2008



Please note that the data given here has been taken from the online catalog. For comprehensive information and data, please refer to the user documentation at <http://www.download.phoenixcontact.com>. The General Terms and Conditions of Use apply to Internet downloads.

Technical data

Input data

Nominal input voltage	100 V AC ... 240 V AC
AC input voltage range	85 V AC ... 264 V AC
DC input voltage range	90 V DC ... 350 V DC
AC frequency range	45 Hz ... 65 Hz

DC frequency range	0 Hz
Current consumption	Approx. 1.3 A (120 V AC)
	0.8 A (230 V AC)
	Approx. 1.3 A (90 V DC)
	Approx. 0.4 A (350 V DC)
Inrush surge current	< 15 A (typical)
Power failure bypass	> 20 ms (120 V AC)
	> 100 ms (230 V AC)
Input fuse	3.15 A (slow-blow, internal)
Permissible backup fuse	B6
	B10
	B16

Output data

Nominal output voltage	24 V DC \pm 1%
Setting range of the output voltage	22.5 V DC ... 26 V DC (> 24 V constant capacity)
Output current	3.8 A (-25 °C ... 60 °C)
Derating	60 °C ... 70 °C (2.5%/K)
Connection in parallel	Yes, for redundancy and increased capacity
Connection in series	Yes
Residual ripple	< 40 mV _{PP} (20 MHz)
Peak switching voltages idling	< 100 mV _{PP} (20 MHz)
Maximum power dissipation idling	2.5 W
Power loss nominal load max.	12 W

General data

Width	67.5 mm
Height	99 mm
Depth	107 mm
Net weight	0.4 kg
Operating voltage display	Green LED
Efficiency	> 88 % (for 230 V AC and nominal values)
Insulation voltage input/output	3 kV (routine test)
	3 kV (type test)
Degree of protection	IP20
Protection class	II (in an enclosed control cabinet)

MTBF (IEC 61709, SN 29500)	> 500000 h
Ambient temperature (operation)	-25 °C ... 70 °C (> 60 °C derating)
Ambient temperature (storage/transport)	-40 °C ... 85 °C
Max. permissible relative humidity (operation)	≤ 95 % (at 25 °C, no condensation)
Mounting position	horizontal DIN rail NS 35, EN 60715
Assembly instructions	Can be aligned: Horizontally 0 mm, vertically 50 mm
Electromagnetic compatibility	Conformance with EMC Directive 2004/108/EC
Noise emission	EN 50081-2
Noise immunity	EN 61000-6-2:2005
Low Voltage Directive	Conformance with LV directive 2006/95/EC
Standard - Safety of transformers	EN 61558-2-17
Standard - Electrical safety	EN 60950-1/VDE 0805 (SELV)
Standard – Electronic equipment for use in electrical power installations and their assembly into electrical power installations	EN 50178/VDE 0160 (PELV)
Standard - Safe isolation	DIN VDE 0100-410 DIN VDE 0106-1010
Standard – Limitation of mains harmonic currents	EN 61000-3-2
Standard – Equipment safety	GS (tested safety)
UL approvals	UL/C-UL listed UL 508 UL/C-UL Recognized UL 60950 UL/C-UL Listed UL 1604 Class I, Division 2, Groups A, B, C, D NEC Class 2 as per UL 1310
Surge voltage category	III

Connection data, input

Connection method	Pluggable screw connection
Conductor cross section solid min.	0.2 mm ²
Conductor cross section solid max.	2.5 mm ²
Conductor cross section stranded min.	0.2 mm ²
Conductor cross section stranded max.	2.5 mm ²
Conductor cross section AWG/kcmil min.	24
Conductor cross section AWG/kcmil max	12
Stripping length	7 mm
Screw thread	M3

Connection data, output

Connection method	Pluggable screw connection
Conductor cross section solid min.	0.2 mm ²
Conductor cross section solid max.	2.5 mm ²
Conductor cross section stranded min.	0.2 mm ²
Conductor cross section stranded max.	2.5 mm ²
Conductor cross section AWG/kcmil min.	24
Conductor cross section AWG/kcmil max	12
Stripping length	7 mm

Signaling

Output name	DC OK active
Output description	U _{OUT} > 21.5 V: High signal
Maximum switching voltage	≤ 24 V
Output voltage	+ 24 V (signal)
Continuous load current	≤ 20 mA
Status display	"DC OK" LED green
Note on status display	U _{OUT} > 21.5 V: LED lights up
Conductor cross section solid min.	0.2 mm ²
Conductor cross section solid max.	2.5 mm ²
Conductor cross section stranded min.	0.2 mm ²
Conductor cross section stranded max.	2.5 mm ²
Conductor cross section AWG/kcmil min.	24
Conductor cross section AWG/kcmil max	12
Tightening torque, min	0.5 Nm
Tightening torque max	0.6 Nm
Screw thread	M3

Certificates

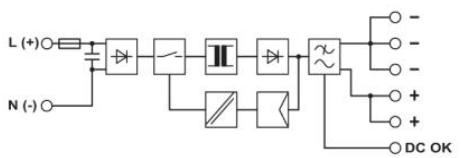


Certification CUL, CUL Listed, UL, UL Listed

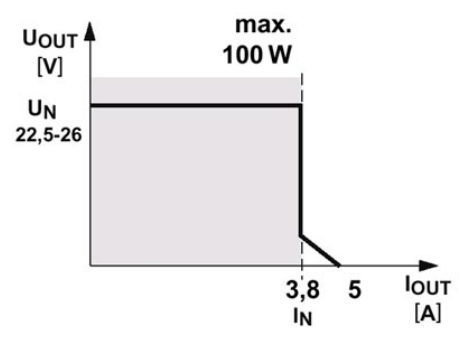
Certification Ex: CUL-EX LIS, UL-EX LIS

Drawings

Block diagram



Diagram



Output characteristic curve

Address

PHOENIX CONTACT Ltd
Halesfield 13
Telford / Shropshire / TF7 4PG,England
Phone 01952 681 700
Fax 01952 681 799
<http://www.phoenixcontact.co.uk>



Phoenix Contact Ltd.
Technical modifications reserved;