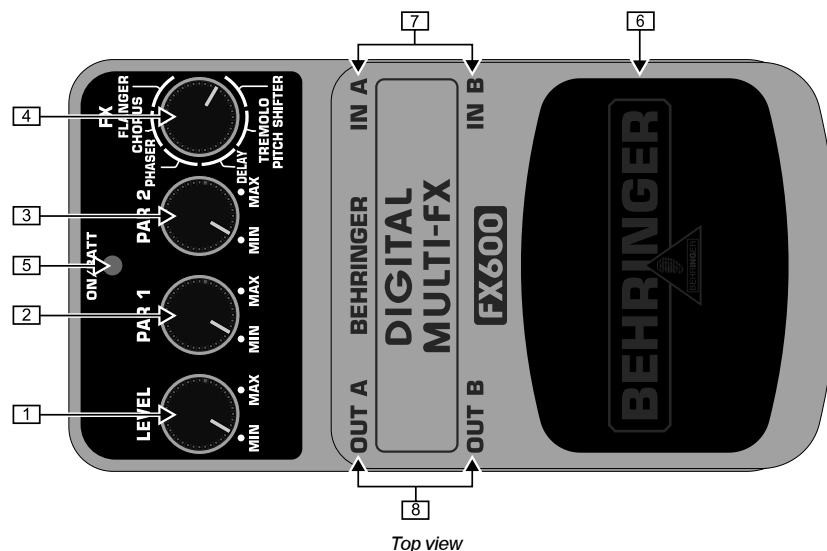


## DIGITAL MULTI-FX FX600



Thank you for showing your confidence in us by purchasing the BEHRINGER DIGITAL MULTI-FX FX600. This ultimate digital multi-effects pedal delivers 24-bit high-resolution stereo effects including Flanger, Chorus, Phaser, Delay, Tremolo and Pitch Shifter. Thanks to its extensive tone control plus additional multi-functional parameter adjustment you'll have plenty of cool sounds at your disposal to handle every situation.

### 1. CONTROLS



- [1] The **LEVEL** control adjusts the output level.
- [2] and [3] The **PAR 1** and **PAR 2** controls have different functions depending on the chosen effect.

FX	Function PAR 1 control	Function PAR 2 control
Chorus	Effects speed	Effects depth
Flanger	Effects speed	Effects depth
Phaser	Effects speed	Effects depth
Delay	Delay time	Delay feedback
Tremolo	Effects speed	Shape (LFO waveform)
Pitch Shifter	Detune (slight shifting for fatter sound)	Semi tone (pitch interval)

- [4] The **FX** control lets you chose between six different modulation effects:

**CHORUS:** This effect slightly detunes the original signal. A very pleasant detune effect is created in connection with the pitch variation.

**FLANGER:** Originally, the flanger effect was generated with two tape recorders running synchronously. The same audio signal was recorded on both machines. If you put a finger on the left spool of one of the machines, the spool and the playback speed are slowed down. The generated delay results in phase shifting of the signals.

**PHASER:** With the phaser, a second, phase-shifted signal is added to the original audio signal. The resulting sound is thicker and above all livelier.

**PITCH SHIFTER:** The pitch shifter slightly detunes the audio signal.

**TREMOLO:** The tremolo effect is achieved by periodic modulation of the input signal level. This results in a continuous change from low to high level that lends a quivering, tremulous sound character.

**DELAY:** A delay of the input signal with various repetitions.


- [5] The **ON/BATT** LED illuminates when the effect is activated. It also serves as a battery level indicator.
- [6] Use the footswitch to activate/deactivate the effect.
- [7] Use the two 1/4" TS connectors **IN A** and **IN B** to plug in a stereo input signal. For mono use just plug in **IN A**.
- [8] The two 1/4" TS connectors **OUT A** and **OUT B** send the signal to your amp. Use both connectors if you want to achieve full stereo effect. For mono use just plug in **OUT A**.

Use the **DC IN** connection at the front of the unit to plug in a 9 V power supply (not included).

The **BATTERY COMPARTMENT** is located underneath the pedal cover. To install or replace the 9 V battery, press the hinges with a ballpen and remove the pedal cover. Be careful not to scratch the unit.

## DIGITAL MULTI-FX FX600




 The FX600 has no on/off switch. As soon as you insert the jack into the IN connector, the FX600 begins running. When not using the FX600, remove the jack from the IN connector. This extends the life of the battery.

The SERIAL NUMBER is located at the bottom.

### 2. WARRANTY

For our current warranty terms, please refer to our website at <http://www.behringer.com>.

### 3. SPECIFICATIONS

In A	Connector	1/4" TS
	Impedance	500 k $\Omega$
	Impedance mono	250 k $\Omega$
In B	Connector	1/4" TS
	Impedance	500 k $\Omega$
Out A	Connector	1/4" TS
	Impedance	1 k $\Omega$
Out B	Connector	1/4" TS
	Impedance	1 k $\Omega$
Power supply	9 V  , 100 mA regulated BEHRINGER PSU-SB	
	USA/Canada	120 V~, 60 Hz
	China/Korea	220 V~, 50 Hz
	U.K./Australia	240 V~, 50 Hz
	Europe	230 V~, 50 Hz
	Japan	100 V~, 50 - 60 Hz
Power connector	2 mm DC jack, negative center	
Battery	9 V type 6LR61	
Power consumption	90 mA	
Dimensions (H x W x D)	approx. 54 mm (2 1/8") x 70 mm (2 3/4") x 123 mm (4 4/5")	
Weight	approx. 0.33 kg (0.73 lbs)	

BEHRINGER is constantly striving to maintain the highest professional standards. As a result of these efforts, modifications may be made from time to time to existing products without prior notice. Specifications and appearance may therefore differ from those listed or shown.

### 4. SAFETY INSTRUCTIONS

Do not use near water, or install near heat sources. Use only authorized attachments/accessories. Do not service product yourself. Contact our qualified servicing personnel for servicing or repairs, **especially when power supply cord or plug is damaged.**

No utilizar cerca de agua o instalar cerca de fuentes de calor. Utilice sólo accesorios y aditamentos autorizados. No intenté reparar el producto usted mismo. Contacte a nuestro personal técnico cualificado para servicio y reparaciones, **especialmente cuando la fuente o el cable de alimentación estén dañados.**

Не эксплуатировать прибор вблизи от источников воды и тепла. Применяйте только авторизованные дополнительные устройства. Никогда не ремонтируйте прибор самостоятельно. Ремонт может производить только квалифицированный специализированный персонал, **особенно при повреждениях сетевого провода или сетевой вилки.**

水分の近くや、ヒーターなど熱気のある場所では使用しないでください。正式に認可された付属品のみを使用してください。製品はご自分では決して修理せず、特に電源コードもしくはプラグが損傷した場合には、必ず製品サービスおよびリペアの資格を有した当社担当員にご相談ください。

不要在靠近水源的地方使用，或在靠近热源的地方安装。只使用经过许可的附件 / 配件。不要自己进行产品维修，**尤其是当电源线或插座损坏的时候**。请联系我们的专业服务人员有关产品维修事宜。

Die deutsche Anleitung ist erhältlich @ [www.behringer.com](http://www.behringer.com)

Manuel francophone en téléchargement sur [www.behringer.com](http://www.behringer.com)

Manual en español disponible en [www.behringer.com](http://www.behringer.com)

Manuali italiani disponibili @ [www.behringer.com](http://www.behringer.com)

Русскоязычное руководство @ [www.behringer.com](http://www.behringer.com)

Polska instrukcja dostępna jest pod adresem @ [www.behringer.com](http://www.behringer.com)

Nederlandse handleiding beschikbaar @ [www.behringer.com](http://www.behringer.com)

Suomenkielinen käyttöohje saatavilla osoitteesta [www.behringer.com](http://www.behringer.com)

Svensk manual finns tillgänglig på [www.behringer.com](http://www.behringer.com)

Dansk vejledning findes på @ [www.behringer.com](http://www.behringer.com)

Manual português disponível @ [www.behringer.com](http://www.behringer.com)

Ελληνικό εγχειρίδιο υπάρχει διαθέσιμο στη διεύθυνση [www.behringer.com](http://www.behringer.com)

日本語版マニュアル @ [www.behringer.com](http://www.behringer.com)

使用说明书可在 [www.behringer.com](http://www.behringer.com) 下载

Technical specifications and appearance subject to change without notice. The information contained herein is correct at the time of printing. The names of companies, institutions or publications pictured or mentioned and their respective logos are registered trademarks of their respective owners. Their use neither constitutes a claim of the trademarks by BEHRINGER nor affiliation of the trademark owners with BEHRINGER. BEHRINGER accepts no liability for any loss which may be suffered by any person who relies either wholly or in part upon any description, photograph or statement contained herein. Colours and specification may vary slightly from product. Products are sold through our authorised dealers only. Distributors and dealers are not agents of BEHRINGER and have absolutely no authority to bind BEHRINGER by any express or implied undertaking or representation. No part of this manual may be reproduced or transmitted in any form or by any means, electronic or mechanical, including photocopying and recording of any kind, for any purpose, without the express written permission of BEHRINGER Spezielle Studiotechnik GmbH. BEHRINGER® is a registered trademark. ALL RIGHTS RESERVED. © 2006 BEHRINGER Spezielle Studiotechnik GmbH, Hanns-Martin-Schleyer-Str. 36-38, 47877 Willich-Münchheide II, Germany. Tel. +49 2154 9206 0, Fax +49 2154 9206 4903

# FEDERAL COMMUNICATIONS COMMISSION COMPLIANCE INFORMATION



Responsible party name: **MUSIC Group Services USA, Inc.**  
Address: **18912 North Creek Parkway,  
Suite 200 Bothell, WA 98011,  
USA**  
Phone/Fax No.: **Phone: +1 425 672 0816  
Fax: +1 425 673 7647**

## **DIGITAL MULTI-FX FX600**

complies with the FCC rules as mentioned in the following paragraph:

This equipment has been tested and found to comply with the limits for a Class B digital device, pursuant to part 15 of the FCC Rules. These limits are designed to provide reasonable protection against harmful interference in a residential installation. This equipment generates, uses and can radiate radio frequency energy and, if not installed and used in accordance with the instructions, may cause harmful interference to radio communications. However, there is no guarantee that interference will not occur in a particular installation. If this equipment does cause harmful interference to radio or television reception, which can be determined by turning the equipment off and on, the user is encouraged to try to correct the interference by one or more of the following measures:

- Reorient or relocate the receiving antenna.
- Increase the separation between the equipment and receiver.
- Connect the equipment into an outlet on a circuit different from that to which the receiver is connected.
- Consult the dealer or an experienced radio/TV technician for help.

This device complies with Part 15 of the FCC rules. Operation is subject to the following two conditions:

- (1) this device may not cause harmful interference, and
- (2) this device must accept any interference received, including interference that may cause undesired operation.

### **Important information:**

Changes or modifications to the equipment not expressly approved by MUSIC Group can void the user's authority to use the equipment.