

Proximity Switches and Magnets

N/02/M, C/03 and N/03



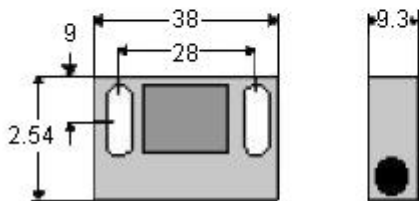
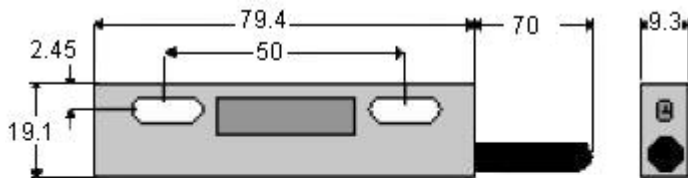
Features:

- Reliable
- Non-contact operation
- Tolerant to misalignment
- Voltage free contact

A/M4 and A/M5

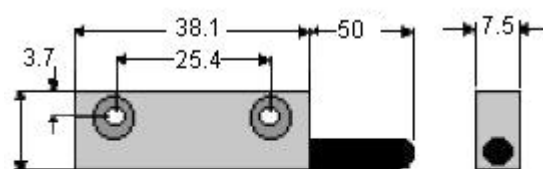


Heavy Duty Magnetic Reed Sensor and Actuator Magnet



Dimensions : Millimetres

Miniature Heavy Duty Reed Sensor and Actuator Magnet



Dimensions : Millimetres

Proximity Switches and Magnets

Specifications:

Reed proximity sensors/switches (sometimes referred to as magnetic sensors) are inherently reliable due to their simple construction and sealed reed switch contacts. They will give millions of operations at the stated ratings. Applications are numerous and examples of Reed Proximity Switch / Sensor applications can be found in most industries.

These devices are very tolerant to misalignment and are particularly suited to environments that are contaminated by dust, liquid and where non-contact interlocking or hygiene is a consideration.

Reed proximity sensors consist of two parts, the reed switch and the actuator magnet. The reed switch will change state when the actuator magnet comes into close proximity to it, there does not have to be any physical contact between the reed switch and actuator. There are up to three operating faces for both the reed switch and the actuator. The operating distance can be varied by the choice of actuator magnet. Both the reed switches and actuator magnets are housed in rugged cases and are suitable for use in harsh environments, some of the switches are able to switch heavy loads directly. The switch configurations are available with normally open or changeover contacts.

Specification Table

Description	Contact Form	Maximum Rating (VA*)	Maximum Voltage (dc)	Maximum Switching Current (A)	Maximum Carry Current (A)	Contact Resistance (mΩ)	Hold Off Voltage (dc)	AM/4 Pull In/Make (mm)	AM/5 Pull In/Make (mm)	Part Number
Miniature Normally Open, Proximity Switch, 0.5 A	N/O	15	220	0.5	1	100	300	9	14	N/02/M
Miniature Actuator Magnet, Reed Switch	-	-	-	-	-	-	-	-	-	A/M4
Heavy Duty Changeover Proximity Switch, 1.5 A	C/O	50	250	1.5	2	500**	500	-	13	C/03
Heavy Duty Normally Open, Proximity Switch, 3 A	N/O	100		3	6	100		-		N/03
Heavy Duty Actuator Magnet, Reed Switch	-	-	-	-	-	-	-	-	-	A/M5

* do not exceed product of V x A

** Initial resistance at 36 V dc 100 mA

Disclaimer This data sheet and its contents (the "Information") belong to the Premier Farnell Group (the "Group") or are licensed to it. No licence is granted for the use of it other than for information purposes in connection with the products to which it relates. No licence of any intellectual property rights is granted. The Information is subject to change without notice and replaces all data sheets previously supplied. The Information supplied is believed to be accurate but the Group assumes no responsibility for its accuracy or completeness, any error in or omission from it or for any use made of it. Users of this data sheet should check for themselves the Information and the suitability of the products for their purpose and not make any assumptions based on information included or omitted. Liability for loss or damage resulting from any reliance on the Information or use of it (including liability resulting from negligence or where the Group was aware of the possibility of such loss or damage arising) is excluded. This will not operate to limit or restrict the Group's liability for death or personal injury resulting from its negligence. Multicomp is the registered trademark of the Group. © Premier Farnell plc 2012.