



Thermoplastic Power Blocks With Hinge Covers Attached (CH)

Exclusive Features:

- 1 Largest variety of connectors offered on a mid-size footprint
- 2 Higher amperage available on a compact size molding
- 3 Hinge cover standard and attached, rated IP1
- 4 132 Series offers an integral DIN rail-mounting feature
- 5 One catalog number for block and cover
- 6 Data sheets available at www.marathonsp.com



Unique Solutions for Power Distribution...

Unique Solutions For Power Distribution...

Thermoplastic Power Blocks With Hinge Covers Attached (CH)



Marathon Special Products is introducing thermoplastic power blocks with **hinge covers attached**. **No lost covers or screws to worry about**. Order with one catalog number for block and cover.

These power blocks with the hinge cover are rated IP1. The cover is made from the same material as the insulator base. This cover is snapped on (**no screws**) and is hinged for access from either side of the block!

Power Distribution Blocks

Catalog #	Poles	Amps	Connector Configuration	Line Wire Range	Openings Per Pole	Connector Configuration	Load Wire Range	Openings Per Pole		
1321570 CH	1	175		#2/0-#14AWG	1		#4-#14AWG	4		
1322570 CH	2									
1323570 CH	3									
1321580 CH	1		CU							
1322580 CH	2								CU	
1323580 CH	3									
1321970 CH	1	310		350 kcmil - #6 AWG	1		#2/0 - #14 AWG	2		
1322970 CH	2									
1323970 CH	3									
1331554 CH	1	335		400 kcmil - #6 AWG	1		*** #2 - #14 AWG	4		
1332554 CH	2									
1333554 CH	3									
1331555 CH	1	350		#2/0 - #14 AWG	2		** #4 - #14 AWG	6		
1332555 CH	2									
1333555 CH	3									
1331587 CH	1	380		500 kcmil - #4 AWG	1		*** #2 - #14 AWG 350 kcmil - #6 AWG	3		
1332587 CH	2									
1333587 CH	3									
1331595 CH	1	420		600 kcmil - #2 AWG	1		** #4 - #14 AWG	12		
1332595 CH	2									
1333595 CH	3									
1331585 CH	1	420		600 kcmil - #2 AWG	1		*** #2 - #14 AWG	8		
1332585 CH	2									
1333585 CH	3									
1331575 CH	1	420		600 kcmil - #2 AWG	1		2/0 - #14 AWG	4		
1332575 CH	2									
1333575 CH	3									
1331565 CH	1	420		600 kcmil - #2 AWG	1		250 kcmil - #1/0 AWG	2		
1332565 CH	2									
1333565 CH	3									
1331588 CH	1	420		600 kcmil - #2 AWG	1		*** #2 - 14 AWG #1/0 - #14 AWG	6		
1332588 CH	2									
1333588 CH	3									
1331596 CH	1	510		250 kcmil - #1/0 AWG	2		#4 - #14 AWG	12		
1332596 CH	2									
1333596 CH	3									
1331597 CH	1	510		250 kcmil - #1/0 AWG	2		*** #2 - #14 AWG	8		
1332597 CH	2									
1333597 CH	3									
1331598 CH	1	510		250 kcmil - #1/0 AWG	2		2/0 - #14 AWG	4		
1332598 CH	2									
1333598 CH	3									
1331955 CH	1	350	CU	2/0 - #14 AWG	2		** #4 - #14 AWG	6		
1332955 CH	2		*							
1333955 CH	3		*							
1331953 CH	1	380	CU	500 kcmil - #4 AWG	1		*** #2 - #14 AWG	6		
1332953 CH	2		*							
1333953 CH	3		*							

Stud to D

Catalog

1331272 CH
1332272 CH
1333272 CH
1331273 CH
1332273 CH
1333273 CH
1331280 CH
1332280 CH
1333280 CH
1331281 CH
1332281 CH
1333281 CH
1331270 CH
1332270 CH
1333270 CH
1331271 CH
1332271 CH
1333271 CH

Stud Bloc

Catalog

1321122 CH
1322122 CH
1323122 CH
1321422 CH
1322422 CH
1323422 CH
1331563 CH
1332563 CH
1333563 CH
1331564 CH
1332564 CH
1333564 CH

Splicer Bl

Catalog













1321572 CH
1322572 CH
1323572 CH
1321972 CH
1322972 CH
1323972 CH
1331305 CH
1332305 CH
1333305 CH
1331360 CH
1332360 CH
1333360 CH
1331320 CH
1332320 CH
1333320 CH
1331126 CH
1332126 CH
1333126 CH

Splicer/St









Catalog

1321574 CH
1322574 CH
1323574 CH
1321474 CH
1322474 CH
1323474 CH
1331559 CH
1332559 CH
1333559 CH
1331558 CH
1332558 CH
1333558 CH













Distribution Blocks

Poles	Amps	Connector Configuration	Line Wire Range	Openings Per Pole	Connector Configuration	Load Wire Range	Openings Per Pole
1 2 3	510		3/8-16 x 1 3/16"	1		** #4 - #14 AWG	12
1 2 3	510		M10 x 30	1		** #4 - #14 AWG	12
1 2 3	510		3/8-16 x 1 3/16"	1		*** #2 - #14 AWG	8
1 2 3	510		M10 x 30	1		*** #2 - #14 AWG	8
1 2 3	510		3/8-16 x 1 3/16"	1		#2/0 - #14 AWG	4
1 2 3	510		M10 x 30	1		#2/0 - #14 AWG	4









ks

Poles	Amps	Connector Configuration	Line Wire Range	Openings Per Pole	Connector Configuration	Load Wire Range	Openings Per Pole
1 2 3	200		1/4-20 X 9/16 Stud	1		1/4-20 X 9/16 Stud	1
1 2 3			M6 X 15 Stud			M6 X 15 Stud	
1 2 3	310		3/8-16 X 1 3/16	1		3/8 - 16 X 1 3/16	1
1 2 3	310		M10 x 30	1		M10 x 30	1

ocks

Poles	Amps	Connector Configuration	Line Wire Range	Openings Per Pole	Connector Configuration	Load Wire Range	Openings Per Pole
1 2 3	175		#2/0 - #14 AWG	1		#2/0 - #14 AWG	1
1 2 3		CU 			CU 		
1 2 3	350		#2/0 - #14 AWG	2		#2/0 - #14 AWG	2
1 2 3	420		600 kcmil - #2 AWG	1		600 kcmil - #2 AWG	1
1 2 3	510		250 kcmil - #1/0 AWG	2		250 kcmil - #1/0 AWG	2
1 2 3	310		350 kcmil - #6 AWG	1		350 kcmil - #6 AWG	1

ud Blocks

Poles	Amps	Connector Configuration	Line Wire Range	Openings Per Pole	Connector Configuration	Load Wire Range	Openings Per Pole
1 2 3	175		#2/0 - #14 AWG	1		1/4 - 20 X 1/2 Stud	1
1 2 3						M6 Stud X 13 Stud	
1 2 3	310		350 kcmil - #6 AWG	1		3/8 - 16 X 1 1/4	1
1 2 3	310		350 kcmil - #6 AWG	1		M10 x 30	1

Specifications...

- Electrical**
- 600 Volts
 - Up to 510 Amps
 - Amp Ratings Based on NEC Table 310-16 Using 75°C Copper Wire
 - Wire Connectors Rated 75° C or 90° C

- General**
- Insulator Base, Thermoplastic, 125° C
 - Connector, High Conductive Aluminum, Tin Plated
 - Stud Block Connector, High Conductive Copper, Tin Plated
 - Stud, Brass, Tin Plated
 - Metric Stud, Steel, Zinc Plated
 - UL Recognized File No. E62806
 - CSA Certified File No. LR19766
 - CE (does not apply to 133X559, 133X558)

Multiple wire combinations:

- #4 opening**
- (2) #10 AWG CU Str.
 - (2 to 4) #12 AWG CU Str.
 - (2 to 4) #14 AWG CU Str.
- #2 opening**
- (2) #8 AWG CU Str.
 - (2) #10 AWG CU Str.
 - (2) #12 AWG CU Str.
 - (2) #14 AWG CU Str.
- #2/0 opening**
- (2) #6 AWG CU Str.

* Wire Connector Rated 90° C
 ** Openings rated for #4 - 14 AWG are multiple wire rated: (2) #10 CU Str, (2 to 4) #12 CU Str, and (2 to 4) #14 CU Str.

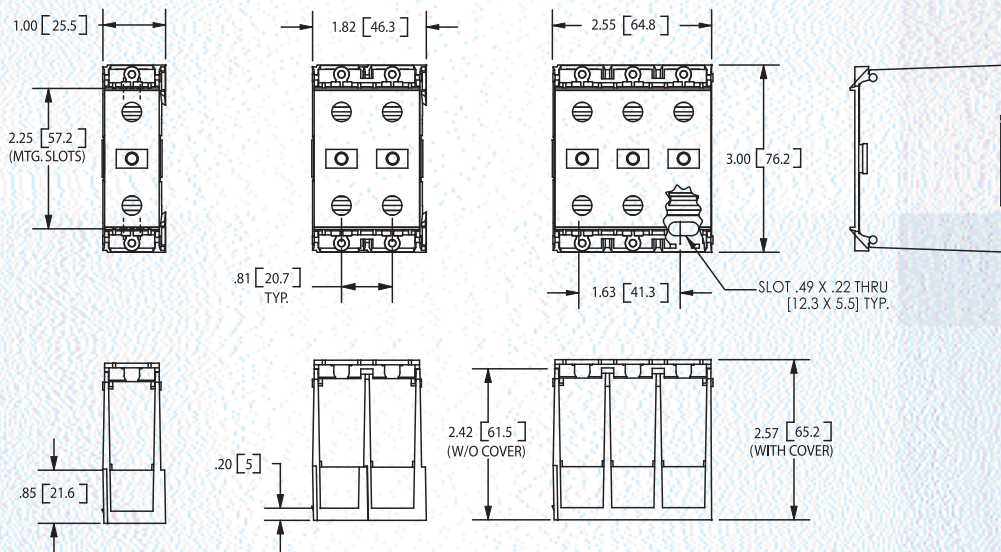
*** Openings rated for #2 - 14 AWG are multiple wire rated: (2) #8 CU Str, (2) #10 CU Str, (2) #12 CU Str, And (2) #14 CU Str.



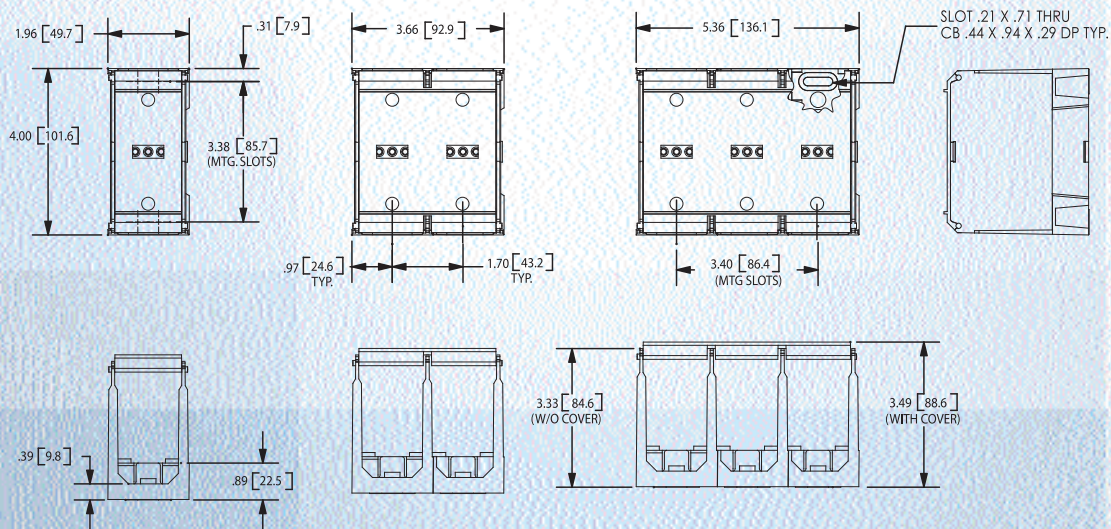
Unique Solutions for Power Distribution...

Thermoplastic Power Blocks With Hinge Covers Attached (CH) - Dimensions

132 Series



133 Series



ISO 9001
A2314



13300 Van Camp Road • P.O. Box 468 • Bowling Green, Ohio 43402
Phone: (419) 352-8441 • Fax: (800) 515-7151 • www.marathonsp.com

6193K/04-08/1000/TP/BH
Made In U.S.A.