

OBUDOWA ZENSKA 8 POLOWA  
WIDOK OD STRONY DRUTOW  
FEMALE INSERT 8P  
VIEW FROM WIRES SIDE

Pin	Kolor przew.	Wire color
1	Bialy	WH
2	Brazowy	BN
3	Zielony	GN
4	Zolty	YE
5	Szary	GY
6	Rozowy	PK
7	Niebieski	BU
8	Czerwony	RD

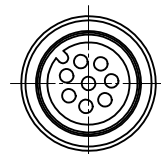
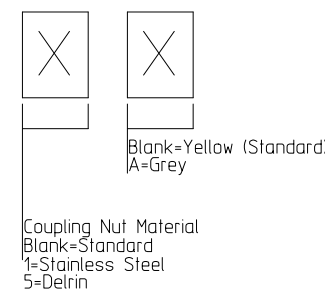
Table of lenght tolerances/ Tablica tolerancji dlugosci mm		
Over/Od	Up to and including/ Do-wlacznie	Tolerance/Tolerancja +
0	305	+19
305	915	+45
915	1830	+56
1830	3660	+89
3660	7320	+165
7320	14640	+317
14640	30500	+610
30500		+2% of lenght/dlugosci

MOLEX PN	WOODHEAD PN	L(mm)
1200658244	808000H08M050	5000
1200658644	808000H08M020	2000
1200658813	808000H08M025	2500
1200658899	808000H08M250	25000

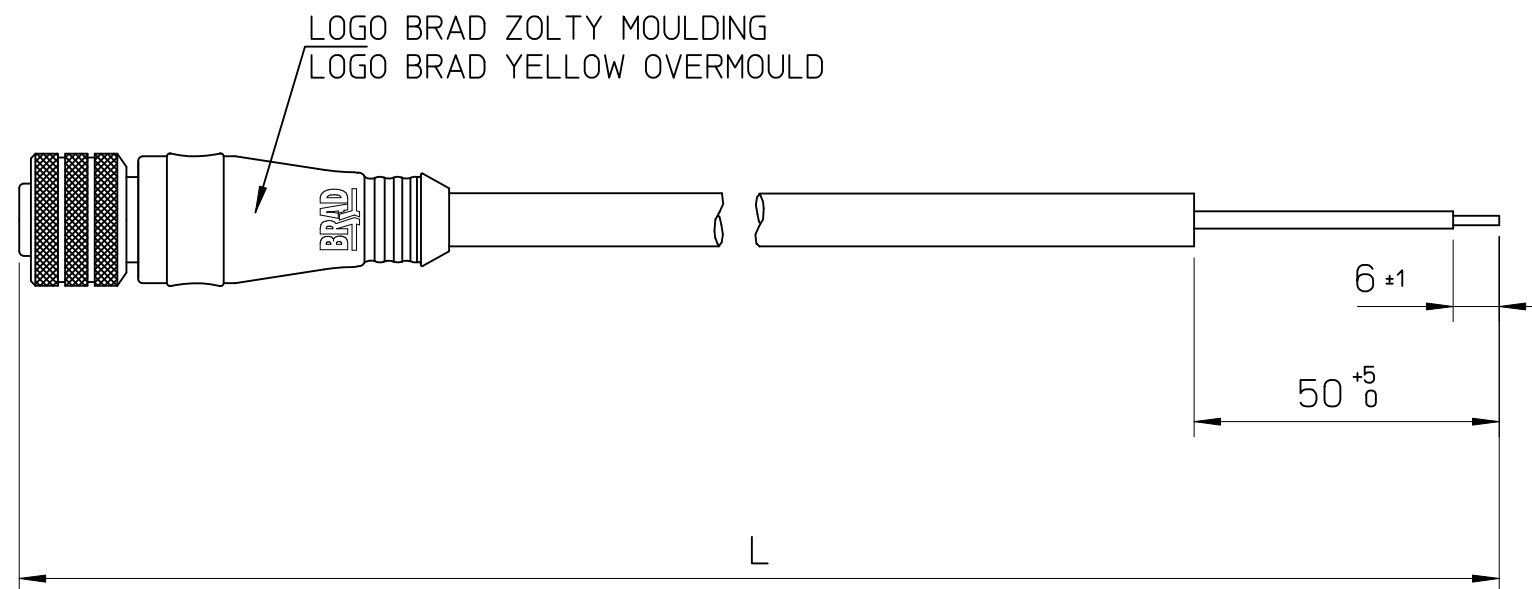
PART No MATRIX



OPTIONS



WIDOK OD STRONY CZOLA  
VIEW FROM FRONT SIDE.



UWAGI:

1 DLUGOSCI CIECIA PRZEWODOW I SPECYFIKACJE NABIJANIA W LISCIE CIECIA.

NOTES:

1. FOR WIRES CUTTING LENGTHS AND CRIMPING SPECIFICATIONS SEE THE CUTTING LIST.

ADD MOLEX PN EC NO: WEU2011-0362 DRWN:HWALCZAK 2011/01/11 CHKD: APPR:GOGRODNIK 2012/01/12	QUALITY SYMBOLS ▽=0 ▽=0	GENERAL TOLERANCES (UNLESS SPECIFIED)		DIMENSION STYLE MM ONLY		SCALE ---	DESIGN UNITS METRIC	FIRST ANGLE PROJECTION		
		4 PLACES ± --- mm ± --- INCH 3 PLACES ± --- mm ± --- INCH 2 PLACES ± --- mm ± --- INCH 1 PLACE ± --- mm ± --- INCH	DRAWN BY MSUSKA DATE 2008/11/20 CHECKED BY DATE		TITLE MMC-8P-FE-ST-XM-LSOH					
		ANGULAR ± ---°	APPROVED BY DATE		MATERIAL NO. SEE CHART 1		MOLEX INCORPORATED			
		DRAFT WHERE APPLICABLE MUST REMAIN WITHIN DIMENSIONS	SHEET NO. 1 OF 1		DOCUMENT NO. E-120065-260		THIS DRAWING CONTAINS INFORMATION THAT IS PROPRIETARY TO MOLEX INCORPORATED AND SHOULD NOT BE USED WITHOUT WRITTEN PERMISSION			