Table of lenght tolerances/ Tablica tolerancji dlugosci mm		
Over/Od	Up to and including/ Do-wlacznie	Tolerance/Tolerancja +
0	305	+19
305	915	+45
915	1830	+56
1830	3660	+89
3660	7320	+165
7320	14640	+317
14640	30500	+622
30500		+2% of lenght/dlugosci

TABELA 1
CHART 1

MOLEX PN	WOODHEAD PN	L(mm)
1200940044	K03001P80M100	10000
1200945017	K03001P80M200	20000
1200945027	K03001P80M050	5000
1200945028	K03001P80M150	15000

19 POLE

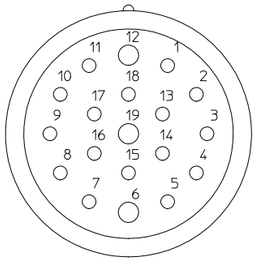

WIDOK OD STRONY DRUTOW
VIEW FROM WIRES SIDE

Pin	Kolor przew.	Wire color
1	Fioletowy	VT
2	Czerwony	RD
3	Szary	GY
4	CZerwony/Niebieski	RD/BU
5	Zielony	GN
6	Niebieski	BU
7	Szary/Rozowy	GY/PK
8	Bialy/Zielony	WH/GN
9	Bialy/Zolty	WH/YE
10	Bialy/Szary	WH/GY
11	Czarny	BK
12	Zielony/Zolty	GN/YE
13	Zolty/Brazowy	YE/BN
14	Brazowy/Zielony	BN/GN
15	Bialy	WH
16	Zolty	YE
17	Rozowy	PK
18	Szary/Brazowy	GY/BN
19	Brazowy	BN

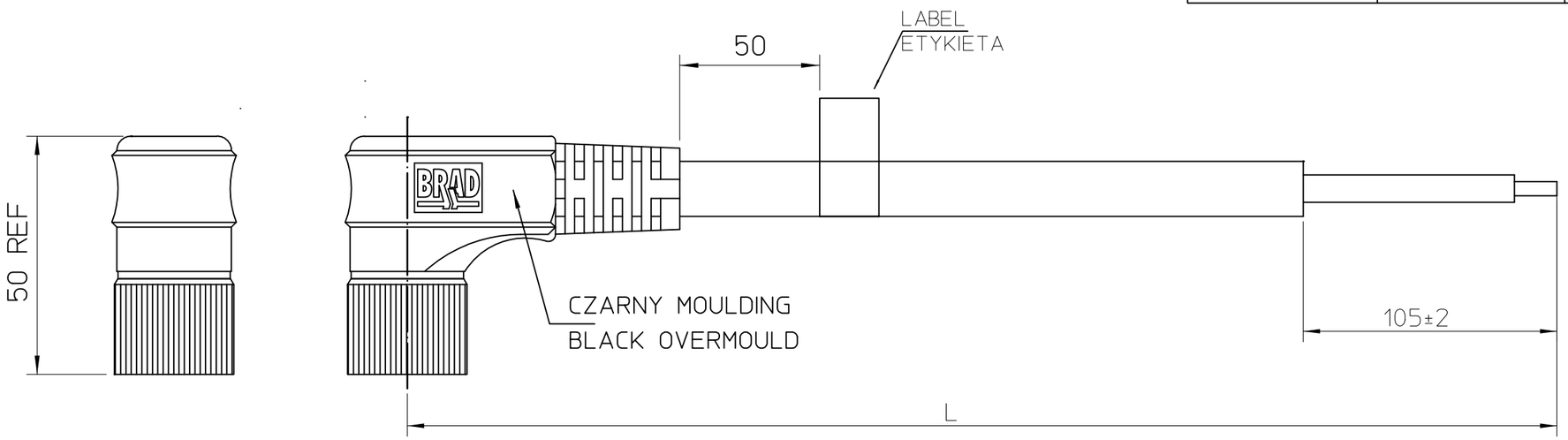

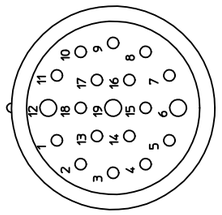

WIDOK OD
STRONY CZOLA
VIEW FROM
FRONT SIDE

UWAGI:

1. DLUGOSC CIECIA PRZEWODOW I
   SPECYFIKACJE NABIJANIA WEDLUG LISTY CIECIA.

NOTES:

1. FOR WIRES CUTTING LENGTHS AND CRIMPING
   SPECIFICATION SEE THE CUTTING LIST.

ORIGINAL RELEASE
EC NO:
DRWN:M.DABROWSKA 2010/07/01
CH'KD:
APPR:
DESCRIPTION
A
REV

QUALITY SYMBOLS
▼=0
(C)=0

GENERAL TOLERANCES (UNLESS SPECIFIED)	mm	INCH
4 PLACES	±	±
3 PLACES	±	±
2 PLACES	±	±
1 PLACE	±	±
ANGULAR ± °		

DRAFT WHERE APPLICABLE MUST REMAIN WITHIN DIMENSIONS

DIMENSION STYLE: MM ONLY
SCALE: ---
DESIGN UNITS: METRIC
FIRST ANGLE PROJECTION

DRAWN BY: A IWASIECZKO DATE: 2008/10/29
CHECKED BY: DATE:
APPROVED BY: M.WOLSZCZAK DATE: 2008/10/29

TITLE: M23-19P-90-FE-XXM-PUR

molex MOLEX INCORPORATED

MATERIAL NO.: SEE CHART1
DOCUMENT NO.: K03001P80MXX
SHEET NO.: 1 OF 1
SIZE: A3

THIS DRAWING CONTAINS INFORMATION THAT IS PROPRIETARY TO MOLEX INCORPORATED AND SHOULD NOT BE USED WITHOUT WRITTEN PERMISSION