



Features:

- High reliability.
- Very sharp reverse characteristic.
- Low reverse current level.
- V_z -tolerance $\pm 5\%$.

Application:

Voltage stabilization.

Absolute Maximum Ratings $T_j = 25^\circ\text{C}$

Parameter	Test Conditions	Symbol	Value	Unit
Power dissipation	$T_{\text{amb}} \leq 75^\circ\text{C}$	P_v	500	mW
Z-current	-	I_z	P_v / V_z	mA
Junction temperature	-	T_j	200	°C
Storage temperature range	-	T_{stg}	-65 to +200	

Maximum Thermal Resistance $T_j = 25^\circ\text{C}$

Parameter	Test Conditions	Symbol	Value	Unit
Junction ambient	$l = 9.5 \text{ mm (3/8") } T_L = \text{constant}$	R_{thJA}	300	K/W

Stresses exceeding maximum ratings may damage the device. Maximum ratings are stress ratings only. Functional operation above the recommended operating conditions is not implied. Extended exposure to stresses above the recommended operating conditions may affect device reliability.

Electrical Characteristics $T_j = 25^\circ\text{C}$

Parameter	Test Conditions	Symbol	Maximum	Unit
Forward voltage	$I_F = 200 \text{ mA}$	V_F	1.1	V

Zener Diode

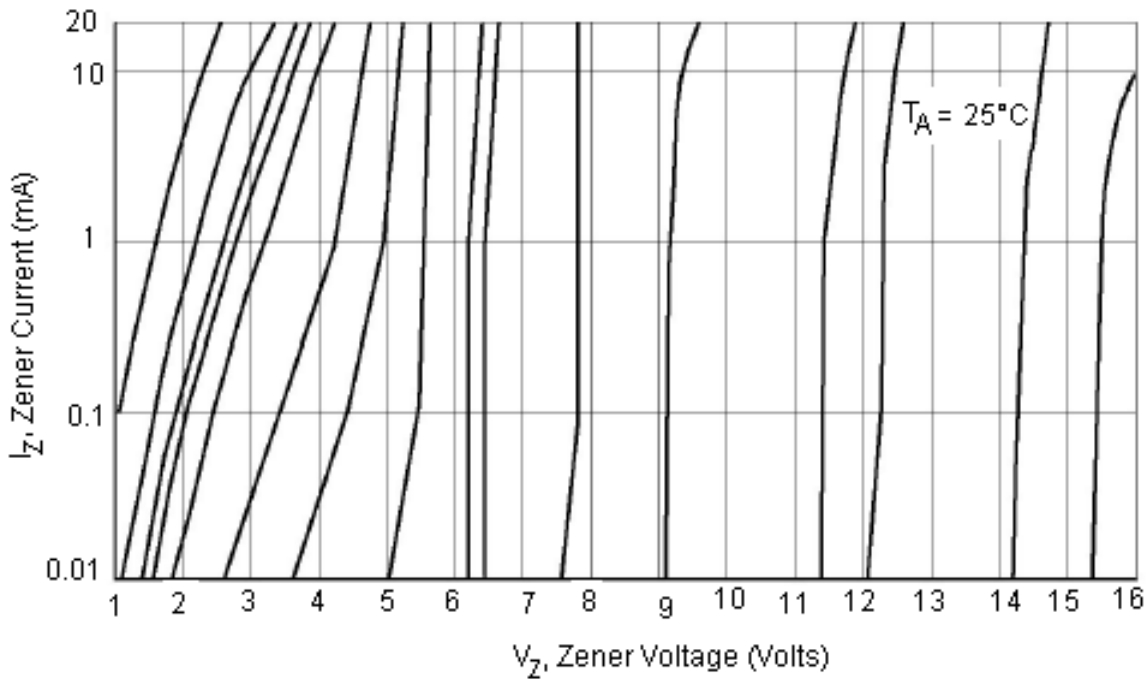


Specification Table

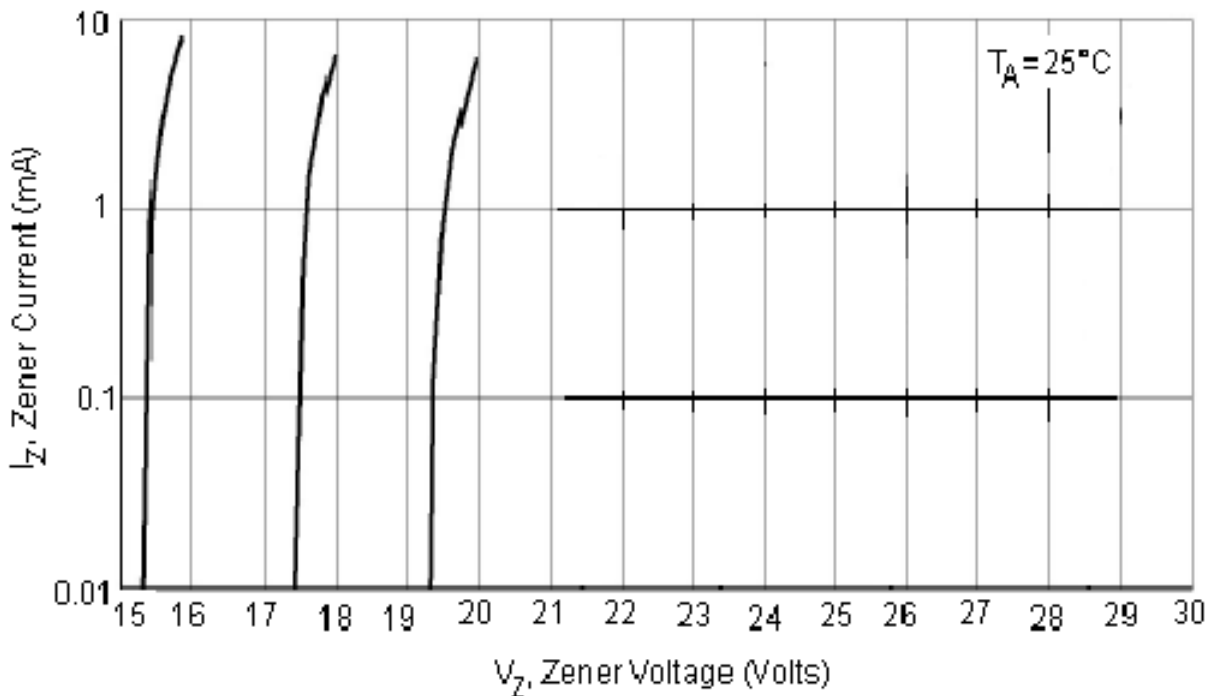
$V_{Znom}^{1)}$	I_{ZT} for	r_{zIT}	r_{zIK} at	I_{ZK}	I_R at	V_R	TK_{VZ}	Part Number
V	mA	Ω	Ω	mA	μA	V	%/K	
2.4	20	< 30	< 1200	0.25	< 100	1	< -0.085	1N5221B
3.3	20	< 28	< 1600	0.25	< 25	1	< -0.070	1N5226B
3.6	20	< 24	< 1700	0.25	< 15	1	< -0.065	1N5227B
3.9	20	< 23	< 1900	0.25	< 10	1	< -0.060	1N5228B
4.3	20	< 22	< 2000	0.25	< 5	1	< +0.055	1N5229B
4.7	20	< 19	< 1900	0.25	< 5	2	< +0.030	1N5230B
5.1	20	< 17	< 1600	0.25	< 5	2	< +0.030	1N5231B
5.6	20	< 11	< 1600	0.25	< 5	3	< +0.038	1N5232B
6	20	< 7	< 1600	0.25	< 5	3.5	< +0.038	1N5233B
6.2	20	< 7	< 1000	0.25	< 5	4	< +0.045	1N5234B
6.8	20	< 5	< 750	0.25	< 3	5	< +0.050	1N5235B
7.5	20	< 6	< 500	0.25	< 3	6	< +0.058	1N5236B
8.2	20	< 8	< 500	0.25	< 3	6.5	< +0.062	1N5237B
8.7	20	< 8	< 600	0.25	< 3	6.5	< +0.065	1N5238B
9.1	20	< 10	< 600	0.25	< 3	7	< +0.068	1N5239B
10	20	< 17	< 600	0.25	< 3	8	< +0.075	1N5240B
11	20	< 22	< 600	0.25	< 2	8.4	< +0.076	1N5241B
12	20	< 30	< 600	0.25	< 1	9.1	< +0.077	1N5242B
13	9.5	< 13	< 600	0.25	< 0.5	9.9	< +0.079	1N5243B
14	9	< 15	< 600	0.25	< 0.1	10	< +0.082	1N5244B
15	8.5	< 16	< 600	0.25	< 0.1	11	< +0.082	1N5245B
16	7.8	< 17	< 600	0.25	< 0.1	12	< +0.083	1N5246B
17	7.4	< 19	< 600	0.25	< 0.1	13	< +0.084	1N5247B
18	7	< 21	< 600	0.25	< 0.1	14	< +0.085	1N5248B
20	6.2	< 25	< 600	0.25	< 0.1	16	< +0.086	1N5250B

¹⁾ Based on DC-measurement at thermal equilibrium while maintaining the lead temperature (T_L) at 30°C, 9.5 mm (38") from the diode body.

Characteristics ($T_j = 25^\circ\text{C}$ unless otherwise specified)



Zener Voltage versus Zener Current - $V_Z = 1$ thru 16 Volts

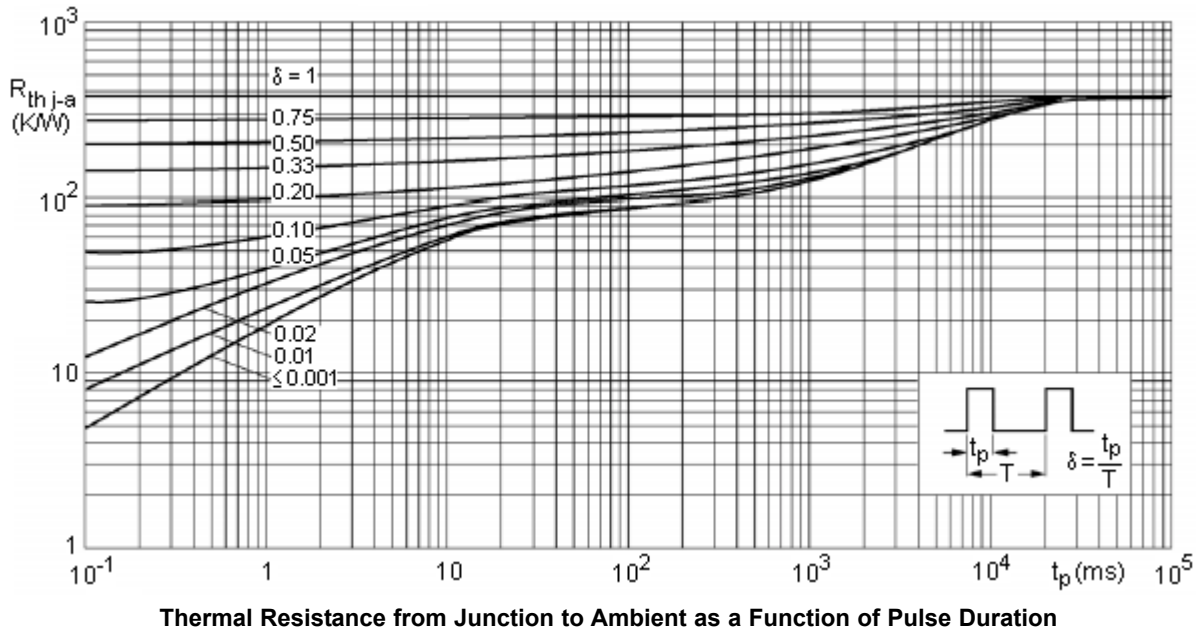


Zener Voltage versus Zener Current - $V_Z = 15$ thru 30 Volts

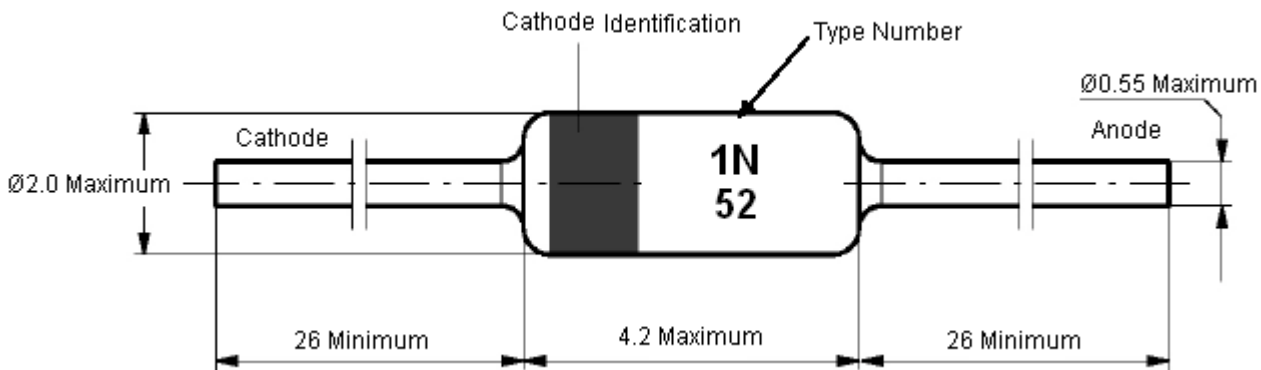
Zener Diode



Characteristics ($T_j = 25^\circ\text{C}$ unless otherwise specified)



Dimensions



Standard Glass Case
JEDEC DO-35

Dimensions : Millimetres

Disclaimer This data sheet and its contents (the "Information") belong to the Premier Farnell Group (the "Group") or are licensed to it. No licence is granted for the use of it other than for information purposes in connection with the products to which it relates. No licence of any intellectual property rights is granted. The Information is subject to change without notice and replaces all data sheets previously supplied. The Information supplied is believed to be accurate but the Group assumes no responsibility for its accuracy or completeness, any error in or omission from it or for any use made of it. Users of this data sheet should check for themselves the Information and the suitability of the products for their purpose and not make any assumptions based on information included or omitted. Liability for loss or damage resulting from any reliance on the Information or use of it (including liability resulting from negligence or where the Group was aware of the possibility of such loss or damage arising) is excluded. This will not operate to limit or restrict the Group's liability for death or personal injury resulting from its negligence. SPC Multicomp is the registered trademark of the Group. © Premier Farnell plc 2011.