


# PCB TERMINAL BLOCKS

## 5mm Pitch High Power Rising Clamp Terminal

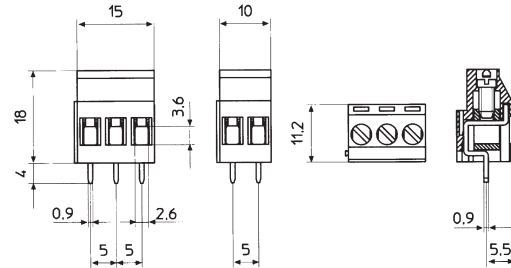
- 2 & 3 pole double interlocking mechanism for increased strength
- 4-12 pole solid block
- Moulded in green UL94-V0 flame retardant PA
- Professional rising clamp terminals
- 0.2-4.0mm<sup>2</sup> (30-12AWG) solid cable
- 0.2-2.5mm<sup>2</sup> (30-12AWG) stranded cable
- Guided pin alignment
- Captive screw
-  approved




TYPE NO.	POLES	LENGTH
CTB0700/2	2	10mm
CTB0700/3	3	15mm
CTB0700/4	4	20mm
CTB0700/5	5	25mm
CTB0700/6	6	30mm
CTB0700/7	7	35mm
CTB0700/8	8	40mm
CTB0700/9	9	45mm
CTB0700/10	10	50mm
CTB0700/11	11	55mm
CTB0700/12	12	60mm

### SPECIFICATION

Rating	24A/320V UL=16A/300V, VDE&IMQ=24A/450V
Dielectric strength	≥2.5kV
Impulse withstand voltage	4kV
Working temperature	110°C
Moulding	UL94-V0 flame retardant PA
Pin/terminal	Tinned, nickel plated brass
Wire clamp	Nickel plated brass
Screw/torque	M3 steel zinc plated, 0.5Nm
Recommended PCB hole size	ø1.3mm



## 5mm Pitch High Power 90° Rising Clamp Terminal

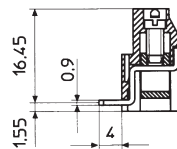
- 2 & 3 pole double interlocking mechanism for increased strength
- 4-12 pole solid block
- Moulded in green UL94-V0 flame retardant PA
- Professional rising clamp terminals
- 0.2-4.0mm<sup>2</sup> (30-12AWG) solid cable
- 0.2-2.5mm<sup>2</sup> (30-12AWG) stranded cable
- Guided pin alignment
- Captive screw
-  approved



TYPE NO.	POLES	LENGTH
CTB0750/2	2	10mm
CTB0750/3	3	15mm
CTB0750/4	4	20mm
CTB0750/5	5	25mm
CTB0750/6	6	30mm
CTB0750/7	7	35mm
CTB0750/8	8	40mm
CTB0750/9	9	45mm
CTB0750/10	10	50mm
CTB0750/11	11	55mm
CTB0750/12	12	60mm

### SPECIFICATION

Rating	24A/320V UL=16A/300V, VDE&IMQ=24A/450V
Dielectric strength	≥2.5kV
Impulse withstand voltage	4kV
Working temperature	110°C
Moulding	UL94-V0 flame retardant PA
Pin/terminal	Tinned, nickel plated brass
Wire clamp	Nickel plated brass
Screw/torque	M3 steel zinc plated, 0.5Nm
Recommended PCB hole size	ø1.3mm



For other dimensions see CTB0700