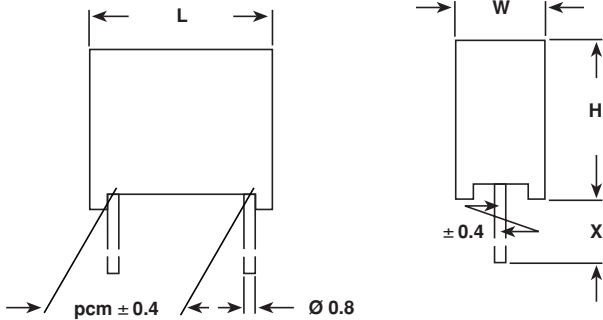
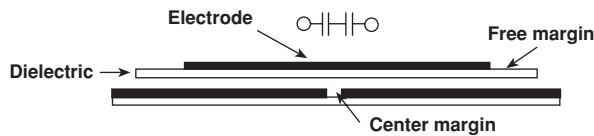


AC-Capacitors, Suppression Capacitors Class X2 AC 275V (MKT)

Dimensions in mm



LEAD LENGTH X (mm)	ORDERING CODE***
4 ⁻¹	F1772-... - 2004
6 ⁻¹	F1772-... - 2000
15 ⁻¹	F1772-... - 2015
30 ⁻⁵	F1772-... - 2030



MAXIMUM PULSE RISE TIME: (d_u/d_t) in V/ μ s

RATED VOLTAGE	PITCH (mm)			
	15.0	22.5	27.5	37.5
AC 275V	200	150	100	100

RATED VOLTAGE:

AC 275V, 50/60Hz

PERMISSIBLE DC VOLTAGE:

DC 630V

TERMINALS:

Radial tinned copper wire



COATING:

Plastic case, epoxy resin sealed, flame retardant UL 94V-0

CLIMATIC TESTING CLASS ACC. TO EN 60068-1:

40/100/56

CAPACITANCE RANGE:

E12 series 0.01 μ FX2 - 2.2 μ FX2 preferred values acc. to E6

FEATURES:

Product is completely lead (Pb)-free
Product is RoHS compliant

CAPACITANCE TOLERANCE:

Standard: $\pm 10\%$

DISSIPATION FACTOR $\tan\delta$:

< 1% measured at 1kHz

INSULATION RESISTANCE: FOR C \leq 0.33 μ F:

30 G Ω average value
15 G Ω minimum value

TIME CONSTANT FOR C > 0.33 μ F:

10 000 sec. average value
5 000 sec. minimum value

TEST VOLTAGE:

(Electrode/electrode): DC 2150V/2 sec.

REFERENCE STANDARDS:

EN 132 400, 1994
EN 60068-1
IEC 60384-14/2, 1993
UL 1283
UL 1414
CSA 22.2 No. 8-M 86
CSA 22.2 No. 1-M 90

DIELECTRIC:

Polyester film

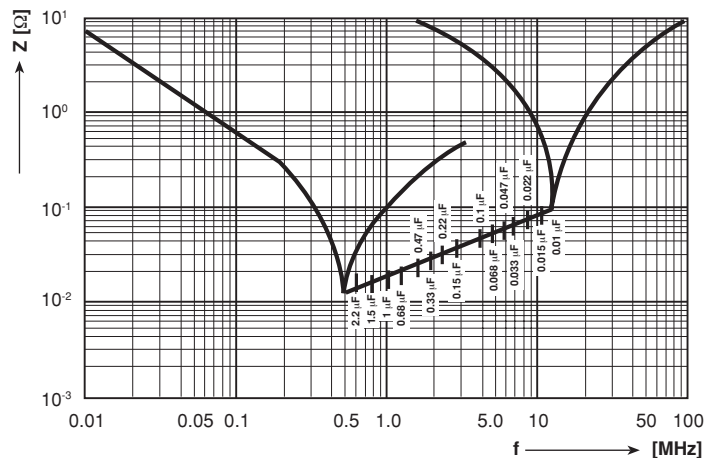
ELECTRODES:

Metal evaporated

CONSTRUCTION:

Metallized film capacitor
Internal series connection

Between interconnected terminations and case (foil method):
AC 2500V for 2 sec. at 25°C.



Impedance (Z) as a function of frequency (f)
at $T_a = 20^\circ\text{C}$ (average).
Measurement with lead length 6mm.



**RoHS
COMPLIANT**



APPROVALS

COUNTRY	SPECIFICATION	ELECTRICAL VALUES	APPROVAL REFERENCE	APPROVAL MARK
U.S.A. (for AC 250V)	UL 1283 UL 1414	0.01 - 2.2 μ FX 0.01 - 1.0 μ FX	E 76297 E 100682	
Canada (for AC 250V)	C 22.2 No. 8-M 1986 C 22.2 No. 1-M 1994	0.01 - 2.2 μ FX 0.01 - 0.82 μ FX	LR 64546 LR 64546-8	
CB TEST-CERTIFICATE (for AC 275V)		0.01 - 2.2 μ FX2	DE 1-8790	
Germany	EN 132 400, 1999-06 IEC 60384-14, 2nd edition; 1993-07, Table II + A1: 1995-06	0.01 - 2.2 μ FX2	40005079	
This approval mark together with the CB-Certificate replace all national approval marks of the following countries (they have already signed the CB-Agreement):				
Austria	Belgium	Denmark	Finland	Sweden
France	Germany	Ireland	Italy	Switzerland
Netherlands	Israel	Portugal	Spain	Great Britain
Japan	Norway	China	Poland	Czech. Republic
Singapore	Rep. of Korea	Hungary	Iceland	Slovenia

CAPACITANCE	TOL. (%)	PITCH (mm)	BOX NO.	DIMENSIONS W x H x L (mm) (+ 0.2/- 0.4mm)	WEIGHT	QUANTITY	ORDERING CODE***
					LEAD LENGTH 6-1mm (g)	PACKAGE LEAD LENGTH < = 6-1mm (pcs)**	
0.01 μ FX2	± 10	15.0	05	5.3 x 10.3 x 17.8	1.4	750	F1772-310-20 ..
0.012 μ FX2	± 10	15.0	05	5.3 x 10.3 x 17.8	1.4	750	F1772-312-20 ..
0.015 μ FX2	± 10	15.0	05	5.3 x 10.3 x 17.8	1.4	750	F1772-315-20 ..
0.018 μ FX2	± 10	15.0	05	5.3 x 10.3 x 17.8	1.4	750	F1772-318-20 ..
0.022 μ FX2	± 10	15.0	05	5.3 x 10.3 x 17.8	1.4	750	F1772-322-20 ..
0.027 μ FX2	± 10	15.0	05	5.3 x 10.3 x 17.8	1.4	750	F1772-327-20 ..
0.033 μ FX2	± 10	15.0	05	5.3 x 10.3 x 17.8	1.4	750	F1772-333-20 ..
0.039 μ FX2	± 10	15.0	06	6.3 x 12.3 x 17.8	2.0	500	F1772-339-20 ..
0.047 μ FX2	± 10	15.0	06	6.3 x 12.3 x 17.8	2.0	500	F1772-347-20 ..
0.056 μ FX2	± 10	15.0	06	6.3 x 12.3 x 17.8	2.0	500	F1772-356-20 ..
0.068 μ FX2	± 10	15.0	07	7.3 x 13.3 x 17.8	2.4	450	F1772-368-20 ..
0.082 μ FX2	± 10	15.0	08	8.3 x 14.3 x 17.8	2.7	325	F1772-382-20 ..
0.1 μ FX2	± 10	15.0*	08	8.3 x 14.3 x 17.8	2.7	325	F1772-410-20 ..
0.12 μ FX2	± 10	15.0*	08	8.3 x 14.3 x 17.8	2.7	325	F1772-412-20 ..
0.15 μ FX2	± 10	22.5*	11	7.3 x 15.3 x 26.3	4.1	235	F1772-415-20 ..
0.18 μ FX2	± 10	22.5*	11	7.3 x 15.3 x 26.3	4.1	235	F1772-418-20 ..
0.22 μ FX2	± 10	22.5*	12	8.3 x 16.3 x 26.3	4.6	200	F1772-422-20 ..
0.27 μ FX2	± 10	22.5*	13	10.3 x 18.3 x 26.3	6.7	170	F1772-427-20 ..
0.33 μ FX2	± 10	22.5*	13	10.3 x 18.3 x 26.3	6.7	170	F1772-433-20 ..
0.39 μ FX2	± 10	27.5*	14	11.0 x 20.3 x 31.3	9.1	125	F1772-439-20 ..
0.47 μ FX2	± 10	27.5*	14	11.0 x 20.3 x 31.3	9.1	125	F1772-447-20 ..
0.56 μ FX2	± 10	27.5*	14	11.0 x 20.3 x 31.3	9.1	125	F1772-456-20 ..
0.68 μ FX2	± 10	27.5*	15	13.0 x 23.3 x 31.3	12.9	110	F1772-468-20 ..
0.82 μ FX2	± 10	27.5*	15	13.0 x 23.3 x 31.3	15.0	100	F1772-482-20 ..
1.0 μ FX2	± 10	27.5*	18	14.5 x 24.3 x 31.3	15.0	100	F1772-510-20 ..
1.2 μ FX2	± 10	37.5*	16	14.0 x 24.3 x 41.3	18.9	80	F1772-512-20 ..
1.5 μ FX2	± 10	37.5*	19	15.5 x 28.3 x 41.3	18.9	80	F1772-515-20 ..
1.8 μ FX2	± 10	37.5*	19	15.5 x 28.3 x 41.3	24.0	70	F1772-518-20 ..
2.2 μ FX2	± 10	37.5*	20	17.8 x 32.3 x 41.3	31.6	60	F1772-522-20 ..

Preferred values in bold print.

Inbuilt discharging resistor on request (with larger case dimensions).

* Different pitch on request.

** Further information about packaging quantities with different leadlength and/or taped versions see Document No 27608 (Packing Quantities)
Use Box No as reference*** These capacitors can be delivered on continuous tape and reel - see page 12/13 (Document Number 27622).
The ordering code is F1772- . . . - 2900 at H = 16.5mm, F1772- . . . - 2901 at H = 18.5mm.



Notice

Specifications of the products displayed herein are subject to change without notice. Vishay Intertechnology, Inc., or anyone on its behalf, assumes no responsibility or liability for any errors or inaccuracies.

Information contained herein is intended to provide a product description only. No license, express or implied, by estoppel or otherwise, to any intellectual property rights is granted by this document. Except as provided in Vishay's terms and conditions of sale for such products, Vishay assumes no liability whatsoever, and disclaims any express or implied warranty, relating to sale and/or use of Vishay products including liability or warranties relating to fitness for a particular purpose, merchantability, or infringement of any patent, copyright, or other intellectual property right.

The products shown herein are not designed for use in medical, life-saving, or life-sustaining applications. Customers using or selling these products for use in such applications do so at their own risk and agree to fully indemnify Vishay for any damages resulting from such improper use or sale.